


K-12 Education Resource Block Grant Model: Student Activities




WYOMING LEGISLATIVE SERVICE OFFICE

Prepared for the June 24-25, 2026, Select Committee on School Finance Recalibration


Presentation Contents



2025 Recalibration Changes and
Impacts



Student Activities: Expenditures
vs. Model Funding



Student Activities: Expenditures
by Object Category




2005 to 2025 Recalibration Changes: Student Activities




2005 Recalibration

Student Activities Formula – *School Based*

- Created by Campbell County School District Number One
- Per ADM funding for Elementary Schools
- Per ADM funding for Middle Schools and High Schools, inverse relationship for size of school



26 Districts



22 Districts

Student Activities Formula – *District Based*

- Recommended by Legislature's consultants, Picus Odden & Associates
- Per ADM funding, inverse relationship for size of district for *all* school levels (multiplier size: 1 to 3)
- *26 districts increased funding, and 22 districts decreased funding over prior formula*



2025 Recalibration

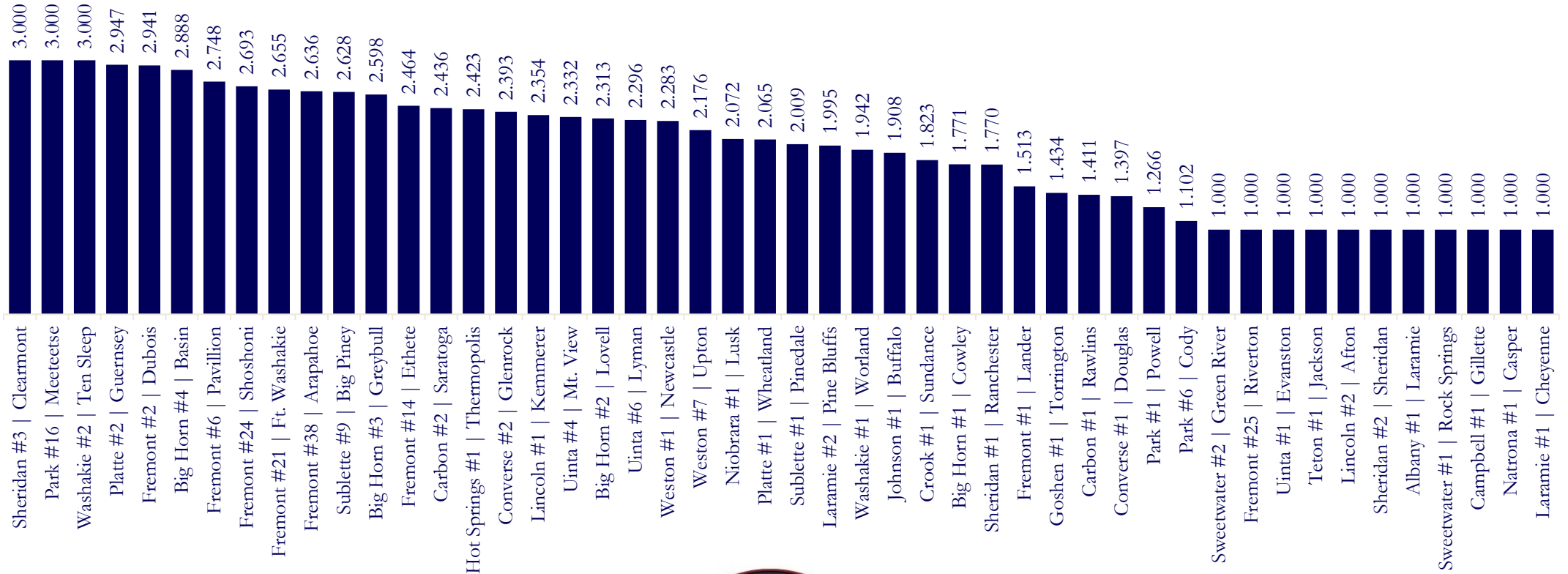


Student Activities Funding Changes

SY 2025-26 (Prior Formula)	SY 2026-27 (New Formula)
<p><i>Funded at the School Level</i></p> <p>\$36.17 per Elementary School ADM</p> <p>\$1,189.81 for 1 Middle School ADM prorated to \$307.41 per ADM for 1,260 Middle School ADM and above</p> <p>\$3,067.10 for 1 High School ADM prorated to \$904.11 per ADM for 1,260 High School ADM and above</p>	<p><i>Funded at the District Level</i></p> <p>District ADM 150 or less Multiplier of 3</p> <p>\$105.00 per Elementary School ADM</p> <p>\$1,341.00 per Middle School ADM</p> <p>\$2,499.00 per High School ADM</p> <p>District ADM 500 Multiplier of 2.5, prorated up to 3 for Districts below 500 ADM</p> <p>\$87.50 per Elementary School ADM at 500 ADM</p> <p>\$1,117.50 per Middle School ADM at 500 ADM</p> <p>\$2,082.50 per High School ADM at 500 ADM</p> <p>District ADM 2,000 and above have Multiplier of 1, prorated up to 2.5 for Districts below 2,000 ADM</p> <p>\$35.00 per Elementary School ADM at 2,000 ADM</p> <p>\$447.00 per Middle School ADM at 2,000 ADM</p> <p>\$833.00 per High School ADM at 2,000 ADM</p>



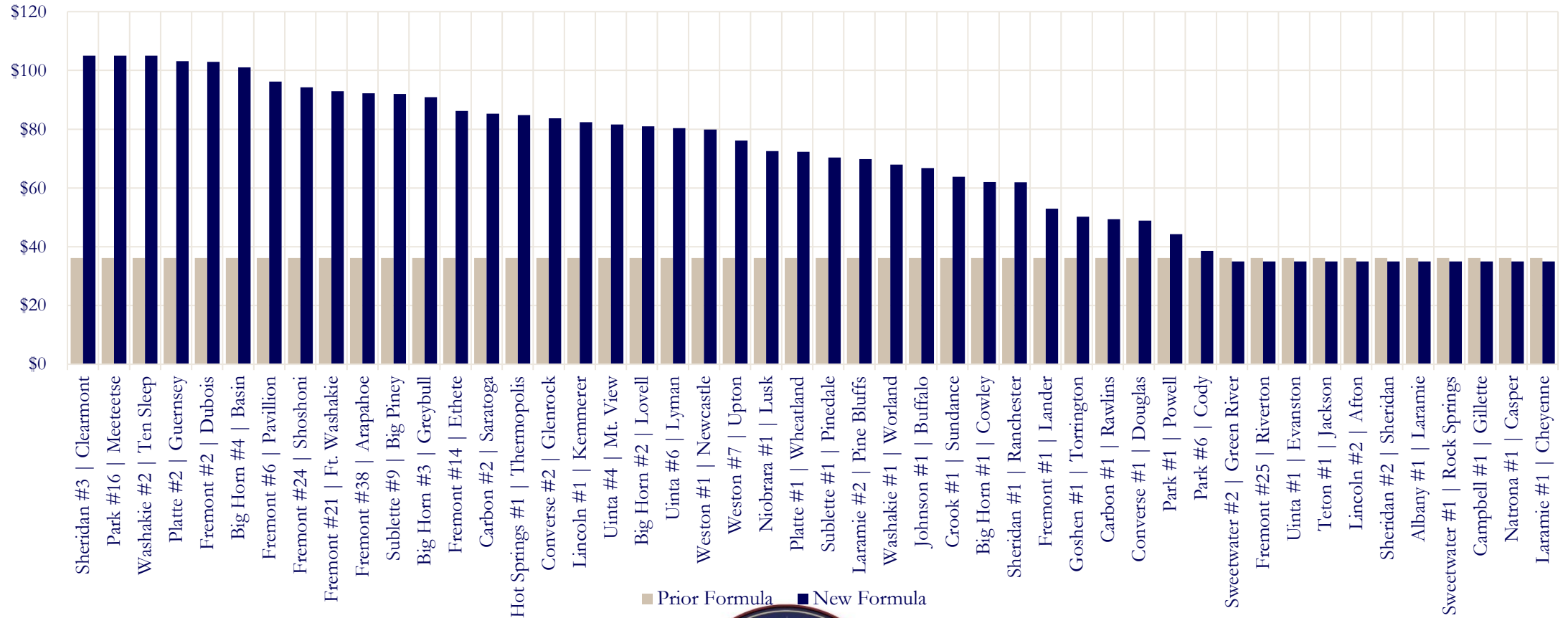
Student Activities Funding Multiplier



Source: LSO analysis of K-12 funding model.



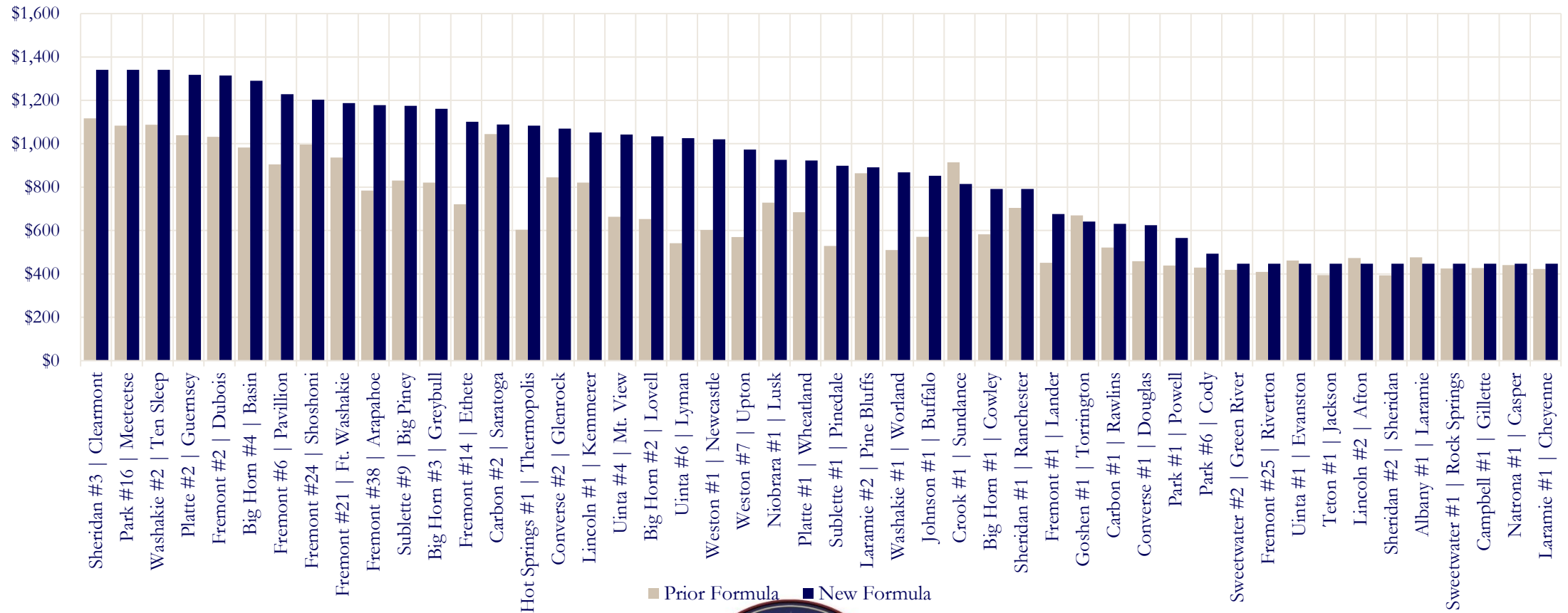
Student Activities Funding Changes by School District, Elementary per ADM



Source: LSO analysis of K-12 funding models.



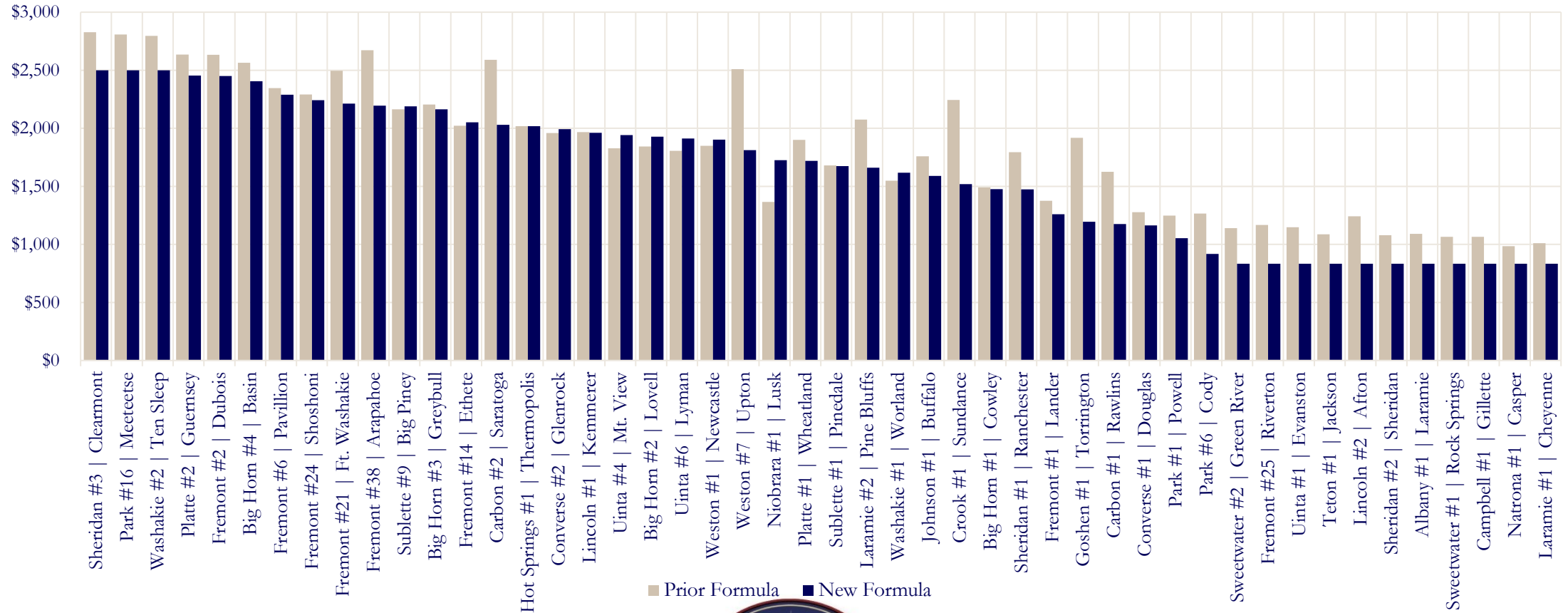
Student Activities Funding Changes by School District, Middle School per ADM



Source: LSO analysis of K-12 funding models.



Student Activities Funding Changes by School District, High School per ADM



Source: LSO analysis of K-12 funding models.



Student Activities

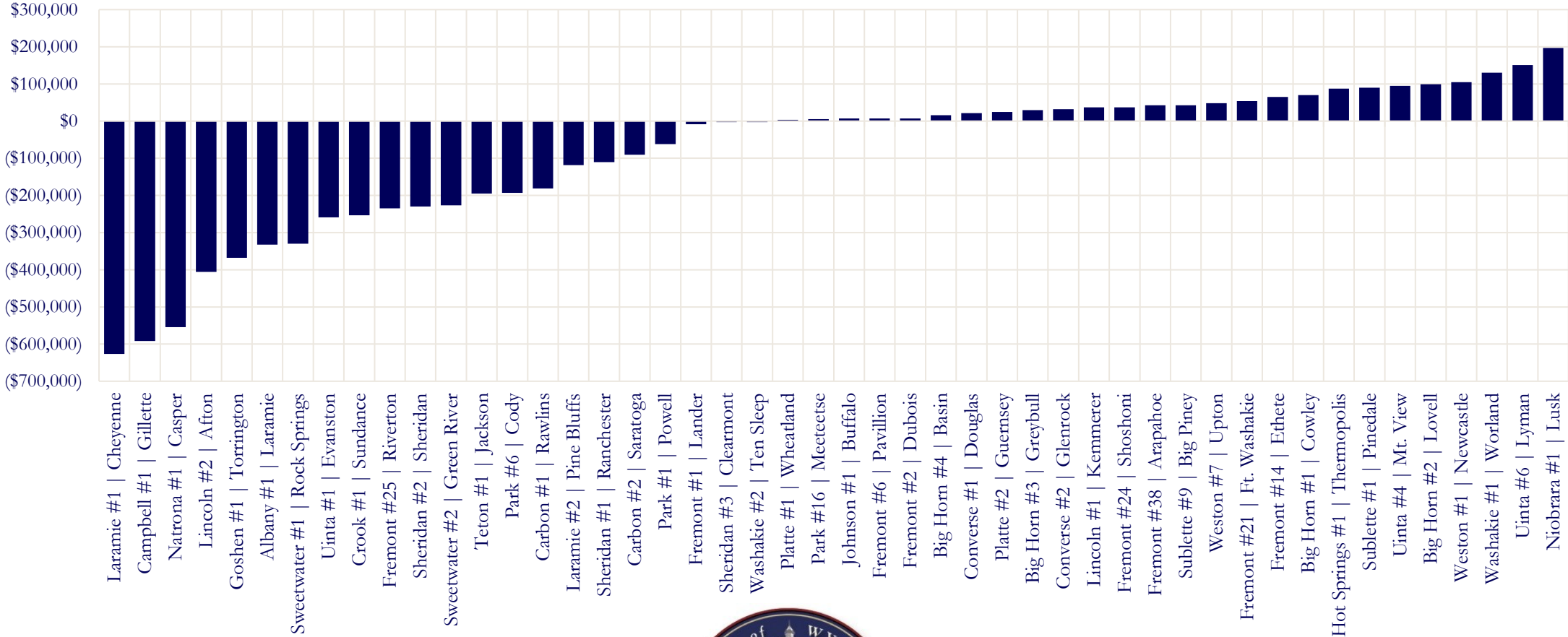
Funding Changes by Grade Band

Estimated SY 2026-27 Funding	Elementary	Middle School	High School	Total
Prior Formula	\$1,505,970	\$9,151,024	\$35,640,595	\$46,297,588
New Formula	\$1,846,815	\$10,838,157	\$29,744,241	\$42,429,213
Difference \$	\$340,845	\$1,687,133	(\$5,896,354)	(\$3,868,376)
Difference %	22.6%	18.4%	-16.5%	-8.4%

Source: LSO analysis of K-12 funding models.



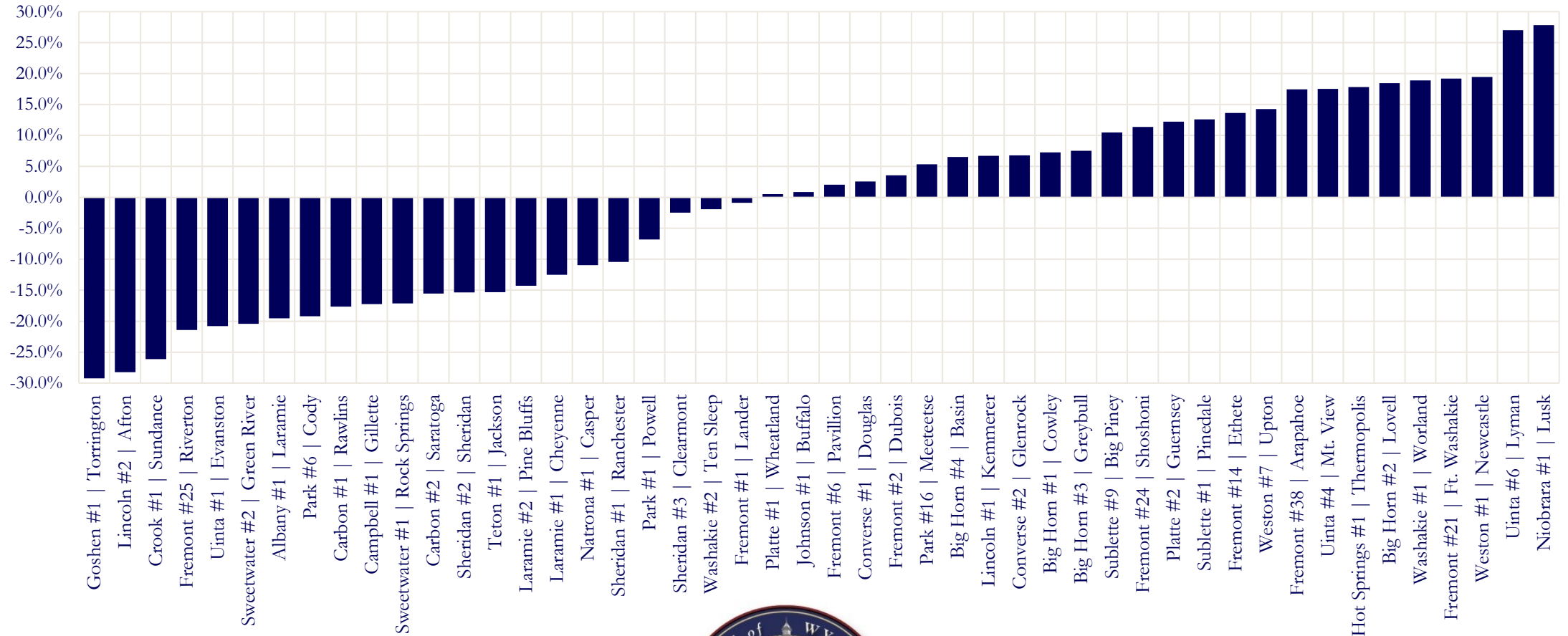
Student Activities Funding Changes by School District, Sorted by Change (\$)



Source: LSO analysis of K-12 funding models.



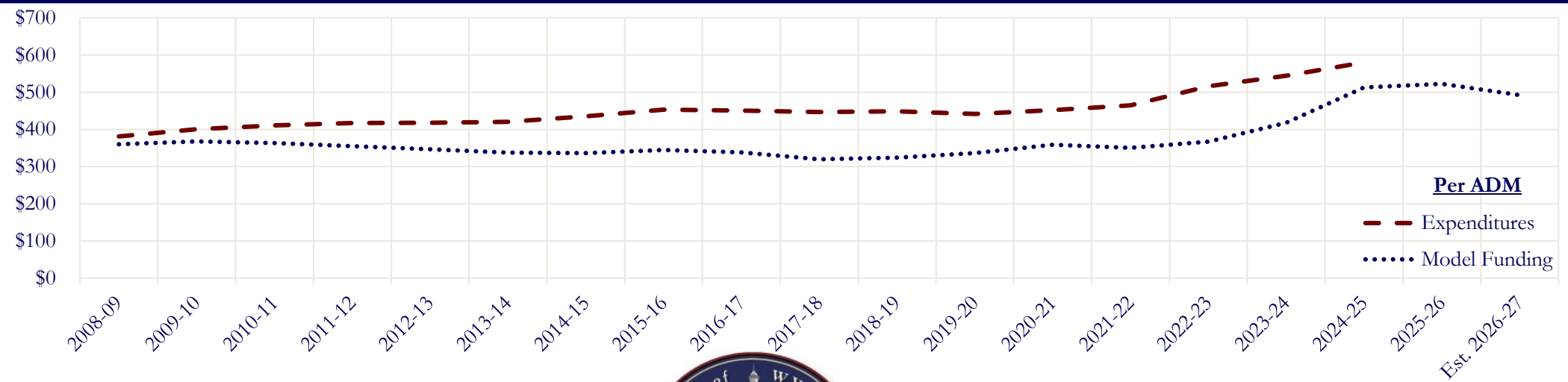
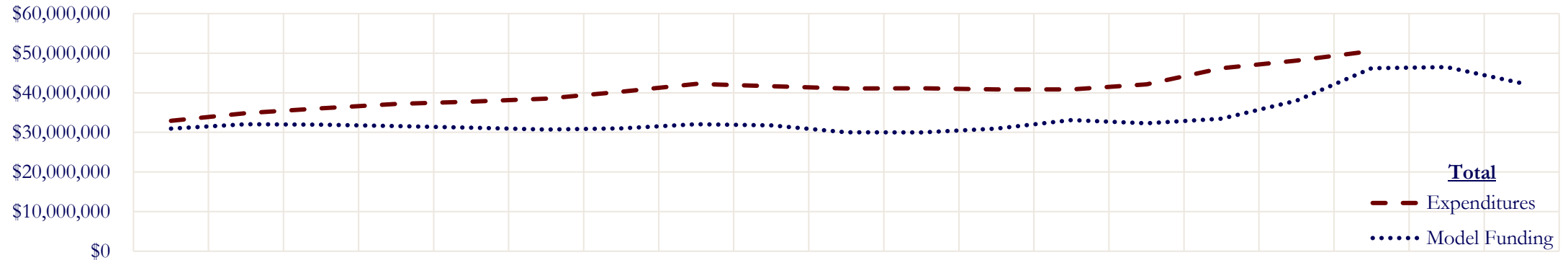
Student Activities Funding Changes by School District, Sorted by Change (%)



Source: LSO analysis of K-12 funding models.



Student Activities Expenditures vs. Model Funding

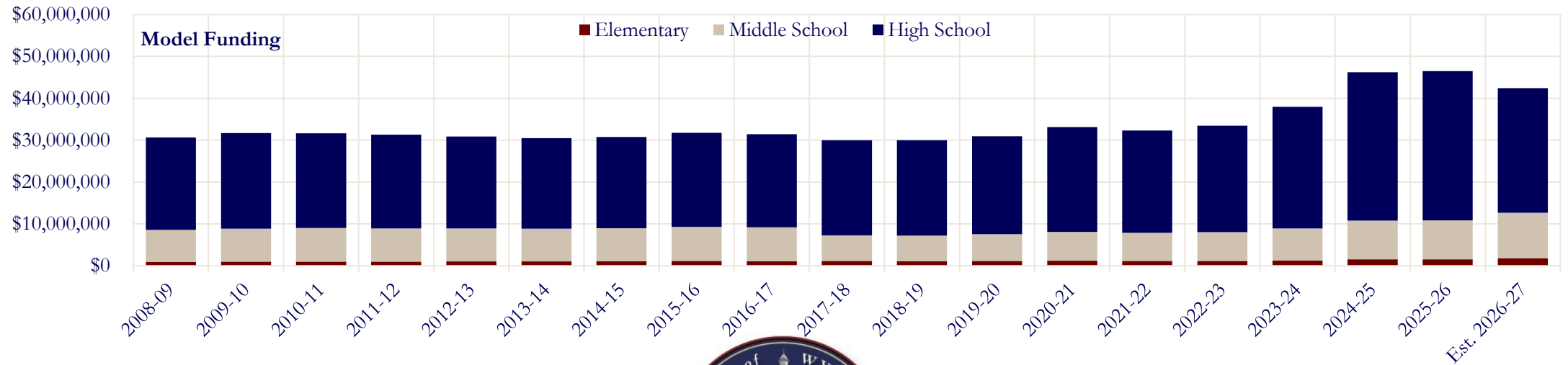
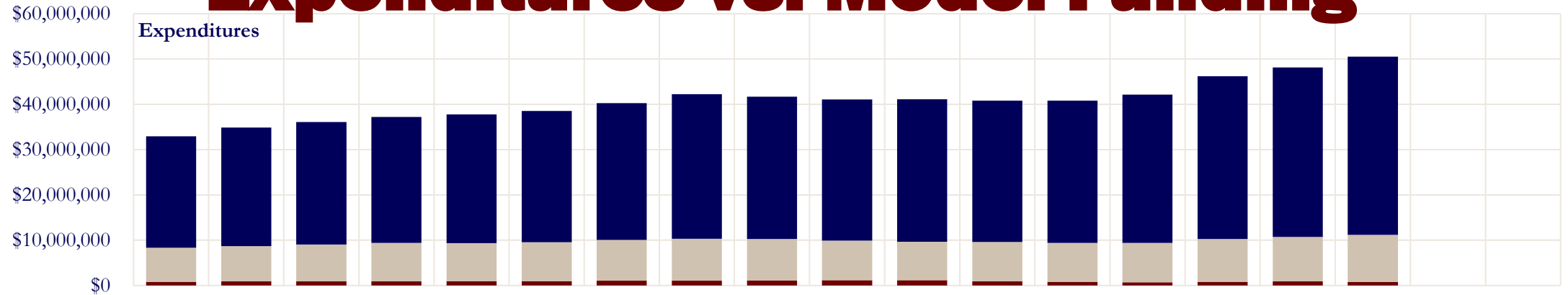


Source: LSO analysis of K-12 funding models and WDE 601 Annual District Report, Fund Group 01, Functions 1410, 1420, and 1430.



Student Activities

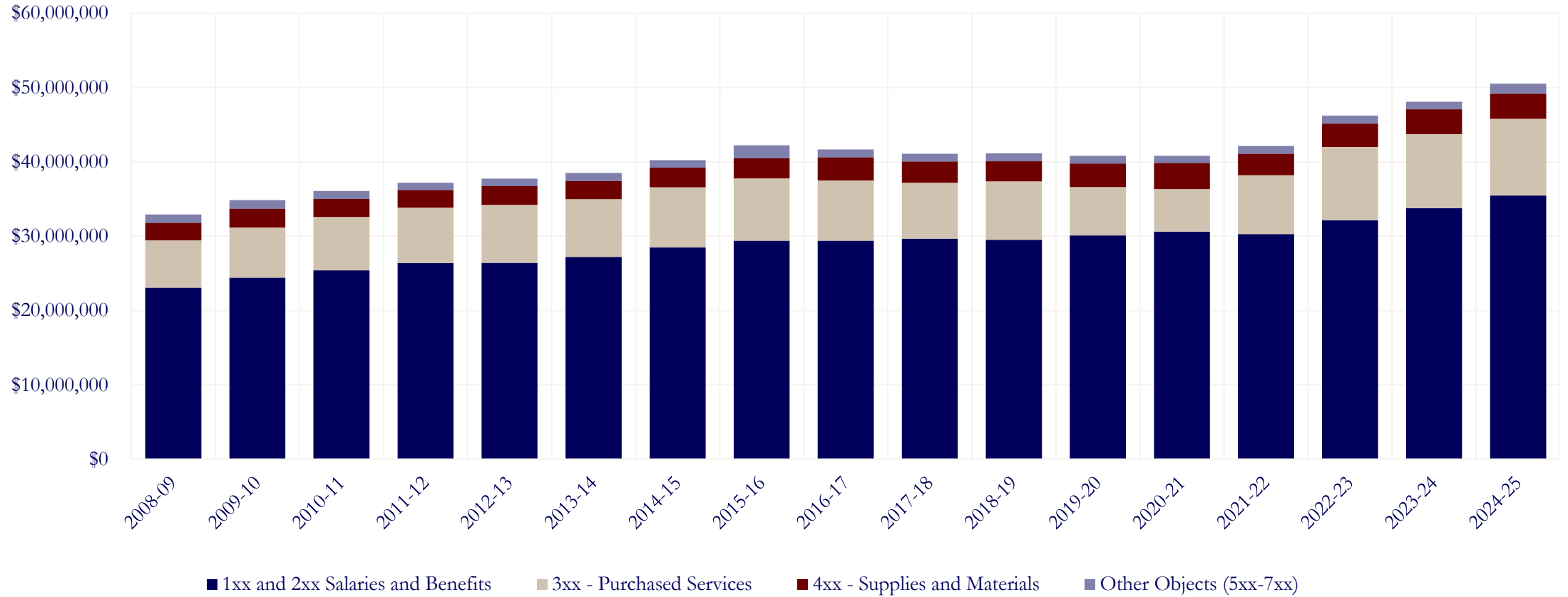
Expenditures vs. Model Funding



Source: LSO analysis of K-12 funding models and WDE 601 Annual District Report, Fund Group 01, Functions 1410, 1420, and 1430.



Student Activities Expenditures



Source: LSO analysis of WDE 601 Annual District Report, Fund Group 01, Functions 1410, 1420, and 1430.



Questions?

