

April 2026

WYOMING BUSINESS COUNCIL PROGRAM DATA

WHO WE ARE


CEO
Chief Strategy Officer
Strategic Partnerships Director
Strategic Communications
Economic Policy & Research Advisor
Economic Policy & Research Advisor
Investments Director
Equity Portfolio Manager
Venture Development Manager
Startup Grants Manager
Grants Portfolio Manager
Loan Portfolio Manager
Investments Portfolio Analyst
Services Director
Broadband Manager
Main Street Manager
Community Leadership & Engagement Manager
Agribusiness Manager
Entrepreneur Development Manager
Business Recruitment Manager
Business Recruitment Manager
Market Development Advisor
Regional Services Director
Northwest Regional Director
Northeast Regional Director
East Central Regional Director
Southeast Regional Director
Southwest Regional Director
West Central Regional Director
Operations Director
Accounting Manager
Agency Services Manager
Accounting Solutions Coordinator
Administrative Solutions Coordinator
Technology Solutions Manager
Process Innovator
Development Advisor
Intern
Intern
Intern



COMMUNITY LEADERSHIP & ENGAGEMENT

WYOMING

UPDATED: FEBRUARY 18, 2026

COMMUNITY LEADERSHIP AND ENGAGEMENT

Community Leadership and Engagement empowers Wyoming's local leaders, organizations, volunteers, and citizens to learn, collaborate and step into solving their community and regional economic challenges. Through Assessment to Action (A2A), strategy sessions, board training, Community Economic & Leadership Grants, and the new Economic Foundations Institute, the WBC is expanding access to practical tools, capacity-building resources and diverse learning opportunities focused on rural Wyoming and built to help our communities and industries thrive.



Contents:

Assessment to Action (A2A)

Community Economic Development Grants

Community Leadership Grants

Economic Foundations Institute (EFI)

ASSESSMENT TO ACTION (A2A)

Assessment-to-Action (A2A) helps communities identify their primary economic constraints and develop actions to address them. Communities progressed through four phases: initial 10-week workshops, 10+ weeks of implementation, 6-month milestones, and 12+ month sustained outcomes.

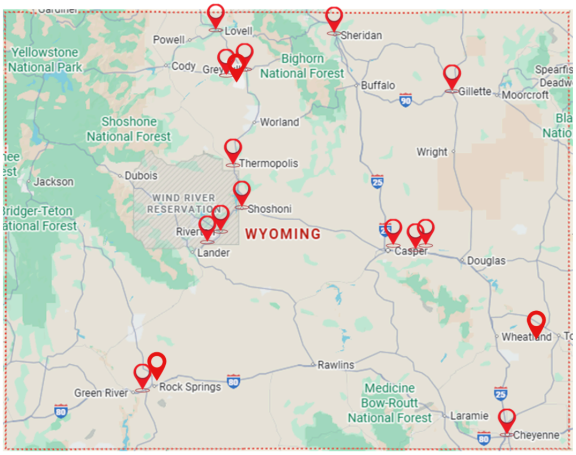

- 2 years
- 7 A2A Sessions (workshops + 10 weeks)
- 20 Wyoming communities
- 114 total participants

The 10+ week period was characterized by **intensive groundwork**: communities moved from conceptual planning to boots-on-the-ground relationship building, systematic assessment, and creating the collaborative infrastructure necessary for long-term implementation. This phase focused on gathering intelligence, building coalitions, and establishing credibility before making major resource commitments.

The post-A2A period demonstrates communities moved beyond project focus to **systems change**: creating permanent committees, restructuring organizations, formalizing funding commitments through MOUs, hiring dedicated staff, and integrating new methodologies into standard city operations. Rather than one-off initiatives, these communities built **sustainable infrastructure** for ongoing economic growth work.

Most Notable: Hudson's transformation from infrastructure planning to delivering 12+ discrete improvements spanning governance, capital projects, community services, and communications—demonstrating how initial focused work can catalyze comprehensive community change.

For more detail, refer to the A2A Summary Spreadsheet

Current Team: Sweetwater County Energy Task Force (January 2026)

Next A2A: March 3-4 in Casper, WY. Teams from Platte County, Basin, WY, and Meeteetse, WY

KEY RESULTS

Housing Development (5 communities) Sheridan, Shoshoni, Greybull, Rolling Hills, and Burlington all identified housing as critical. Notable achievements include Greybull's partnership negotiations with Habitat for Humanity, Shoshoni's creation of a long-term town-sponsored A2A committee with strategic housing plans, and Sheridan's improved stakeholder collaboration with integrated city-wide processes.



Infrastructure Development (4 communities) Hudson demonstrated exceptional results, moving from initial planning to annexing commercial property, upgrading critical sewer systems, hiring code enforcement, establishing a 501(c)3 for community funding, and implementing comprehensive beautification programs including a food pantry and baseball field renovation. A team from Sweetwater County is exploring possible solutions to address the unmet energy needs, not only for large-load energy customers, but to ensure supply is available for future demand.

Partner Collaboration & Engagement (6 communities) Riverton, Thermopolis, Evansville, Gillette, and others focused on breaking down silos. Gillette achieved significant structural change by merging two economic development entities and has plans to relocate city staff to facilitate ongoing collaboration, backed by formal MOUs outlining multi-stakeholder funding commitments.

Business & Industry Development Glenrock developed Business Retention and Expansion (BRE) capabilities, while our Local Foods Industry team successfully revised the Food Freedom Act through stakeholder engagement, collaborating closely with the Dept of Ag, presenting improvements at state conferences.

PROGRAM RETENTION & IMPACT

- **Active participants:** 15 out of 18 (83%) of teams moved beyond initial workshops into continued sustained implementation.
- **Long-term success:** 66% of communities show 12+ month sustained outcomes with structural changes to governance and funding

POST-SURVEY RESULTS

- Meaningful Change: Teams moved the needle on key issues, addressing root causes rather than symptoms.
    - **100%** said A2A was "**effective in helping identify a root problem**".
    - **88%** said that they made "**valuable headway on the problem**".
- Increased Collaboration: The program fostered stronger relationships and teamwork, a critical foundation for future efforts.
    - **87%** said the A2A program "**improved collaboration**."
    - **88%** of respondents noted that **collaboration and teamwork** when learning and getting things done was what they were "**most proud of**".
- Scalable Results: The A2A framework is repeatable, equipping communities and industries with tools to tackle ongoing challenges.
    - **75%** "**likely to continue to work on the project**"
    - **75%** said they **will use the A2A process** to address other problems or issues.
    - **88 % would participate in A2A again.**

RETURN ON INVESTMENT

This program demonstrates that targeted technical assistance, combined with structured peer learning and accountability, produces tangible infrastructure improvements, institutional reforms, and enhanced public-private collaboration across diverse community sizes and challenges.

This community-driven economic growth model yields returns in infrastructure investment, organizational capacity, and cross-sector partnership development.

Assessment to Action (A2A) is a dynamic program designed to help communities and industries across Wyoming identify challenges, remove obstacles, and build resilient local economies. A2A has proven its effectiveness by fostering collaboration, enhancing skills, and delivering tangible results.

For more information:
Assessment to Action

A2A Process: Perspectives on Community Impact



"City staff has used the process itself in addressing those larger issues facing our community, other than housing. I look at issues differently than before, using what I learned about the A2A process."

Bev Leichtnam,
Sheridan City Council



"The A2A process has been life and community changing... We have been applying the processes taught to us not only in the work we are doing in our community project, but also taking those processes into our businesses, our nonprofits, and how we move forward in creating positive change."

Danae Bales, Board Member, Big Horn County Citizens for Economic Development, President, Basin Heritage Initiative, and Entrepreneur



"The A2A workshop was a clear, structured framework for breaking down protracted, impenetrable community problems. I felt that the tools presented were valuable. What was most valuable were the relationships and collaborations built along the way."

Katie Mullen,
Workforce Specialist/ Business Rep,
State of Wyoming Department of Workforce Services

TO COMMUNITY ECONOMIC GROWTH GRANTS (NEW)

Community Economic Growth Grants sponsor projects that enhance a community's quality of life through economic development projects. Projects must support or enhance the economic opportunities or address the barriers impeding economic stability and growth.

CURRENT EXAMPLES

- The planning and public engagement process for trail and pathway development as part of a larger, strategic focus on growing the local Outdoor Recreation industry.
- Working with several community partners and businesses, a downtown organization sponsors an intensive Buy Local campaign, including a detailed plan to measure its effectiveness.
- Community-wide, mulit-business social media training series that includes planning and implementation, as well as individual coaching and feedback.

Total 2025 Grant Awards: 3

Total 2025 Grant Dollars: $25,700

For more information:

Economic Growth Community Grants

ECONOMIC LEADERSHIP AND TRAINING GRANTS

These grants sponsor programs that grow business and economic development leadership skills for formal and informal community leaders. The Wyoming Business Council supports training, activities, or other programs that foster the development of leadership skills.

YOUTH LEADERSHIP GRANTS



Support Wyoming's future leaders by promoting business and economic development education and provide opportunities for state and national leadership training, competition, and career exploration.

Current Grants:

- Leadership and personal skill development workshops
- Leadership sessions and competitions
- Practical, data-driven problem-solving skill development workshop and online project work
- State-wide program enhancing understanding and appreciation of WY resources.

Total 2025 Grant Awards: 7

Total 2025 Grant Dollars: $14,000



ADULT ECONOMIC LEADERSHIP AND TRAINING GRANTS [NEW]

We are excited to introduce a new grant that supports economic skill development. This grant hopes to equip community leaders with practical economic development tools, enhance their knowledge and build local capacity to drive strategic, community- centered economic development approaches. WBC will deliver hands-on, applicable foundational training for leadership organizations, boards, committees, and citizen groups interested in learning more about how their local economy works and how they fit into the picture.

Pilot: Fremont County Leadership, Economic Development Session

Total 2025 Grant Awards: 1

Total 2025 Grant Dollars: $1500

For more information:

Community Leadership Grants - Youth and Adult

ECONOMIC FOUNDATIONS INSTITUTE (EFI)

Economic Education is Economic Infrastructure

The Economic Foundations Institute is developing in direct response to what we've consistently heard from leaders across Wyoming. Decision-makers at every level care about their communities but often feel underprepared to make choices about growth, investment, and economic priorities. Many local officials, board members, and volunteers step into leadership roles without access to practical tools or a shared understanding of how rural economies function. As a result, resources are often spread thin, opportunities go unrealized, and efforts remain disconnected.

To bridge this gap, we will expand on the programming and opportunities and provide a practical toolbox of Wyoming-specific resources. along with increased access to training, workshops, conferences, and, eventually, online courses. Every component is focused on rural Wyoming realities and to strengthen the confidence, collaboration, and capacity of local decision makers who drive economic growth and vitality across the state.

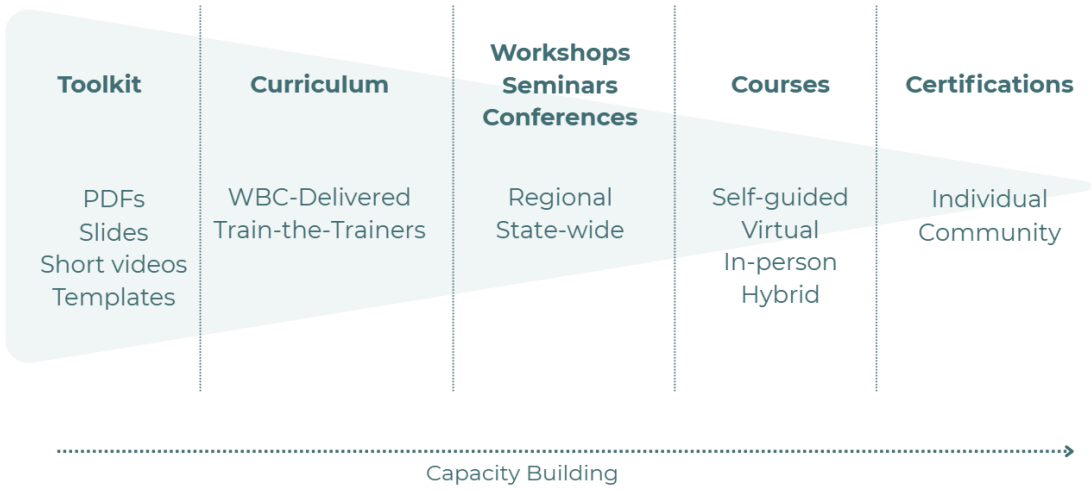

VISON

Across the state, local boards, councils, and organizations speak a common language of opportunity and prosperity. There is a culture of learning and iteration. Partnerships are proactive and commonplace. Projects are grounded in real data and real needs.

Our communities are not waiting for outside solutions - they are leading. Together, they form a network of capable, informed leaders driving a more resilient, diversified, growing Wyoming economy from the ground up.



WYOMING MAIN STREET

WYOMING

WHO WE ARE

A team of Wyomingites dedicated to downtown revitalization and helping communities thrive. Our Main Street program works under the Main Street America guidelines and side-by-side with Wyoming community leaders, leveraging Wyoming Business Council regional directors, a seven-person advisory board, and other WBC staff members.

WYOMING MAIN STREET'S ROLE

Wyoming Main Street and WBC staff serve local communities as guides, mentors, and connectors. We:

- Facilitate learning, mentorship, and accountability between MS communities and Main Street America
  Examples include: Monthly network calls, Best Practices workshop, regular reporting
- Education on the Main Street approach
  Examples include: Storytelling and annual report workshop, main street basics workshop, one-on-one phone calls with directors
- Grant programs for education, marketing, and data analysis
  Examples include: Marketing assistance grant (up to $10,000 in the most recent iteration, 7 grants awarded over 2023 to 2025), Wyoming Blocks ($30,000)

LOCAL PROGRAMS' ROLE

Local programs make decisions, hold ownership, and lead locally. In communities ranging from 2,000 to 33,000 people, these programs

- Create a welcoming environment for residents, businesses, and visitors
  Examples include: beautifying streets, implementing wayfinding signage, downtown cleanup, hosting events
- Facilitate improvements and relationships
  Examples include: facade grants for property owners, liaisoning between city officials and private sector, tracking property vacancies, connecting businesses with properties
- Build community
  Examples include: interacting with the community to establish a shared vision, gathering volunteers to execute projects, garnering support from local investors, honoring authenticity and heritage in Wyoming cities and towns, and bringing people together to support events and economic development

THE IMPACT OF MAIN STREET

ABOUT THE NUMBERS

Public investment: refers to any public funds spent in a local downtown district, from the federal, state, county, or city government.

Private investment: refers to any individual making improvements using private dollars to privately-owned buildings or land within each downtown district.

Jobs created: summary of all changes in full-time employment at businesses within the Main Street district and is measured in FTE.

New businesses: Total change in businesses over a report period. Main Street businesses are almost always classified as small businesses.

Volunteer hours: Hours are logged and tracked for board meetings, events, and other miscellaneous volunteer support. The value of volunteer hours is calculated using the estimated national value as reported by Independent Sector.

843 NEW BUSINESSES

$155M PRIVATE INVESTMENT

2,668 JOBS CREATED

20 YEARS OF MAIN STREET ACTIVITY

590,245 VOLUNTEER HOURS VALUED AT **$18.7M**

$113M LOCAL PUBLIC FUNDS INVESTED IN INFRASTRUCTURE AND PUBLIC PROPERTY

Numbers are self-reported from seventeen Main Street communities' downtown districts, spanning 2005 to 2025.

These metrics demonstrate independent activity from both public and private sectors in each Main Street designated municipality. These metrics track real and meaningful change within downtown, spurred by private development and Main Street programs' impact.

Find out more at wyomingmainstreet.org
or contact Kayla Kler at kayla.kler@wyo.gov



STARTUP SERVICES

WYOMING

Wyoming
BUSINESS COUNCIL

ACCELERATING WYOMING BUSINESSES

KICKSTART INNOVATION GRANT WYVC

LAUNCHING WYOMING BUSINESSES INTO THE NEXT PHASE OF GROWTH.

Grant Program

KICKSTART

KICKSTART GRANT – PROGRAM OVERVIEW

RELAUNCHED IN JAN ‘25

Originally launched in 2018 with 18 awards with $886,400 in funding

QUARTERLY COMPETITION

Applicants reviewed on a quarterly basis:

- Wyoming based
- High growth potential
- Obtain markets outside the state
- Founder qualifies through previous pitch competition finalist, accelerator, or other venture experience

3 STAGES

Stage 1: Review by internal WBC panel

Stage 2: Top 5 from Stage 1 pitch to WBC partner investors, venture/business specialists

Stage 3: Top 3 from Stage 2 have Q&A with WBC panel

* All panels have new judges every quarter

KICKSTART GRANT – LOOKING FORWARD

FIRST STEPS

- Update statute and rule to increase total award amount
- Review & update current application and reporting templates
- Revamp program website to increase clarity, education, and support resources

WHAT THAT WILL DO

- “Rising Star” award for Kickstart Awardees
- Increase clarity in company’s status; increase understanding of startup space in the state
- Increase accessibility to resources and support for those not quite in the Kickstart space

DREAMIN’ BIG

Balance investment for return & investment for impact

- Kickstart “Best of the Best” in-person event
- Expand resources for Startups as well as SME’s
- Create program for SME’s

WYOMING BUSINESS COUNCIL EST. 1998

KICKSTART GRANT – FINANCIAL OVERVIEW

3

Grants In Process

12

Grants Awarded

$600,000

Funds Paid Out

$150,000

Requested Grant Funds

$1,651,247

Funds Remaining

KICKSTART AWARDS: Q1 2025

AGRICULTURAL INNOVATIONS

$50,000

- Finalized 1st large production run
- Secured 9 retail locations & 1 distributor
- Working on 1000+ pc production run
- Contracted with local marketing team and solar teams

ING OUTDOORS

$50,000

- Hired fractional CFO
- Closing SAFE investment round
- Partnered w/local marketing team
- Developing relationship w/angel group

TEN GALÓN

$50,000

- Finalized design of new facility w/construction starting this month
- Develop partnerships w/distributors
- Hired 2 employees to support growth efforts

KICKSTART AWARDS: Q2 2025

First reports are due February 2026, followed by 1 report per quarter for 6 quarters.

slp.tools

CHILLY DIP ice spas

POINTBLANK TECH

SLP TOOLS
$50,000

ICE SPAS
$50,000

POINT BLANK
$50,000

WYOMING BUSINESS COUNCIL EST. 1998

KICKSTART AWARDS: Q3 2025

First reports are due March 2026, followed by 1 report per quarter for 6 quarters.

SoloStudies

POWER THEORY

MAYPALL

SOLO STUDIES
$50,000

POWER THEORY
$50,000

MAYPALL
$50,000

WYOMING BUSINESS COUNCIL EST. 1998

KICKSTART AWARDS: Q3 2025

All award recommendations have approved by the Governor's office. Contracts are currently in progress.



BULLFROG RECRUITING SOLUTIONS

$50,000



PIXELPAY

$50,000



SWEET MOTIVATION

$50,000

WYOMING BUSINESS COUNCIL EST. 1998

KICKSTART GRANT 2026 Q1 APPLICATION PROCESS

- Applications closed December 31st
- 21 companies applied – New record!
- Internal WBC team narrowed the pool down to 5
- 3-person investor panel selected the final 3
- Internal WBC team determined recommended award amounts through a Q&A session
- Funding request will be submitted for review and approval from the Governor's office – if approved, funds will be disbursed through the Governor's ENDOW fund.

KICKSTART AWARDEE



COMPANY: WYOMING BUCKET

FOUNDER: ED KELLER

RECOMMENDED AWARD: $50,000

Based out of Worland, Wyoming Bucket is revolutionizing long line water buckets for helicopters in the firefighting industry both nationally and around the world. These funds will go towards finalizing the current prototype to secure pre-sales, as well as create production drawings and manuals.

WYOMING BUCKET, LLC

WYOMING BUSINESS COUNCIL EST. 1998

KICKSTART AWARDEE



COMPANY: RED, WHITE & BLUED (BOLT CARRIER GROUP)
FOUNDERS: TOYON WIGGS
RECOMMENDED AWARD: $50,000

Based in Casper, Red, White & Blued specialize in user-serviceable suppressors for hunters, recreational shooters, and competitive marksmen. Funds will go towards the purchase of a CNC turning center to expand production, as well as support the hiring of techs and operation support.

KICKSTART AWARDEE



COMPANY: COWBOY COUNTRY MILLING
FOUNDERS: STEWERT LURWICK, EMILY JARRELL, JD CORSON
RECOMMENDED AWARD: $50,000

Based out of Pine Bluffs, Cowboy Country Milling has already made quite the splash with Ellbogen and Silicon Coulair's pitch days – but it's easy to see why. With the production of premium, high-protein flour, they are focusing on utilizing Wyoming farms to create a flour revolution. These funds will contribute towards a down-payment of the build of a new milling facility.

COWBOY
COUNTRY MILLING

WYOMING BUSINESS COUNCIL
EST. 1998

HELPING WYOMING BUSINESSES ADVANCE GROUNDBREAKING TECHNOLOGIES AND COMMERCIALIZE THEIR RESEARCH.

Matching Grant Program

WYOMING BUSINESS COUNCIL EST. 1998

INNOVATION GRANT

INNOVATION GRANT PROGRAM OVERVIEW

LAUNCHED IN 2018

Focused on supporting Small Business Innovation & Research Grant recipients in Wyoming

ROLLING CYCLE

Applications are reviewed as they come in:

- Must have current federal award
- Meaningful Nexus
- Goal of commercialization

REVIEW & APPROVE

Eligibility confirmed followed by a virtual pitch with the WBC team*

Phase I: $100,000
Phase II: $250,000

INNOVATION GRANT

INNOVATION GRANT: LOOKING FORWARD

NEXT STEPS

- Update statute to include all Federal Innovation Grants, increase grant amounts and award cap, and commercialization incentives
- Review program economic impact yearly

WHAT THAT WILL DO

- Broaden our match support to more companies/programs
- Align program goals with R&D needs
- Understand & develop tools and support to assist the pivot to commercial products & services
- Better identify trends and ensure program is filling the correct gaps

DREAMIN' BIG

Balance R&D support w/job growth & commercialization

- Program expansion to support business development
- Increase opportunities for investor relationships

WYOMING BUSINESS COUNCIL EST. 1998

INNOVATION GRANT: SUPPORT IN THE UNKNOWN

SBIR COMPANIES ARE NAVIGATING NEW TERRITORY

Amid shutdown and program uncertainties, SBIR companies need our support now more than ever

- Coaching sessions to encourage the transition to commercialization earlier in the company timeline
- Introduction to partners and support teams to encourage relationship building
- Outreach to federal agencies to facilitate contract milestones and completions

acadian RESEARCH & DEVELOPMENT

celldrop biosciences

WYONICS

FROSTYFLAKE®

WYOMING BUSINESS COUNCIL EST. 1998

INNOVATION GRANT
KEY METRICS TO-DATE

$8,257,230

Matching Funds Awarded

$50,358,107*

Federal Awards Realized

58

Matching Grants

201

Total Jobs Supported

6:1**

Leverage Ratio

*This is self reported from current contracted companies. Actual amount is likely more.
** This is calculated from best known federal amount shown above and total WBC matching funds paid. When calculating using the federal award amount shown and the WBC funds paid during the same time period, the leverage ratio is 8:1.

INNOVATION GRANT MATCH PROGRAM - FY 2026 (THRU DEC)

$16.4M
FY26 Allocation

$1.17M
Matching Funds Awarded

$477,500
Matching Funds Paid Out

$692,500
Matching Funds Encumbered

$15,275,000
Funds Remaining

WYOMING BUSINESS COUNCIL EST. 1998



Helping Wyoming entrepreneurs build sustainable companies, create great jobs, and keep their success homegrown.

WBC WYVC UPDATE

FEBRUARY 6, 2026



WYVC

Dilutive capital for Seed, Series A, or Fund-Level LP investments for companies driving to national or global markets.



WYVC: INVESTMENTS TO-DATE

11

WY COMPANIES INVESTED IN

22.48%

AVG. INVESTMENT PER ROUND

9:1

LEVERAGE RATIO

$164.4M

PRIVATE CAPITAL INVESTED

$19.7M

WYVC CAPITAL INVESTED

$184.1M

TOTAL CAPITAL INTO WY STARTUPS

WYOMING BUSINESS COUNCIL EST. 1998

WYVC: ECONOMIC IMPACT POTENTIAL

$97.6M

DIRECT IMPACT

$29.8M

INDIRECT IMPACT

418

JOBS ENABLED

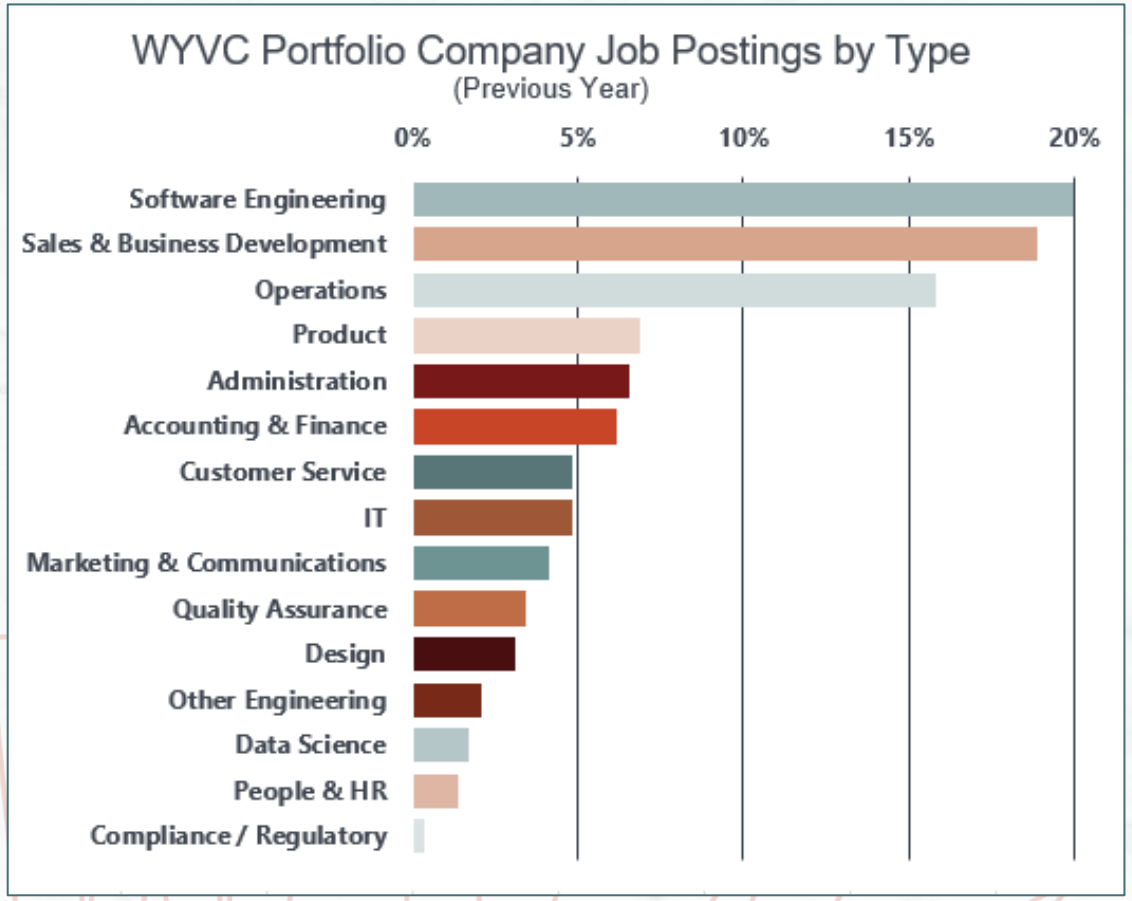

*Figures represent 5-year jobs enabled through invested capital and not solely direct local job creation

WYVC: INVESTMENTS TO-DATE

Funds Direct

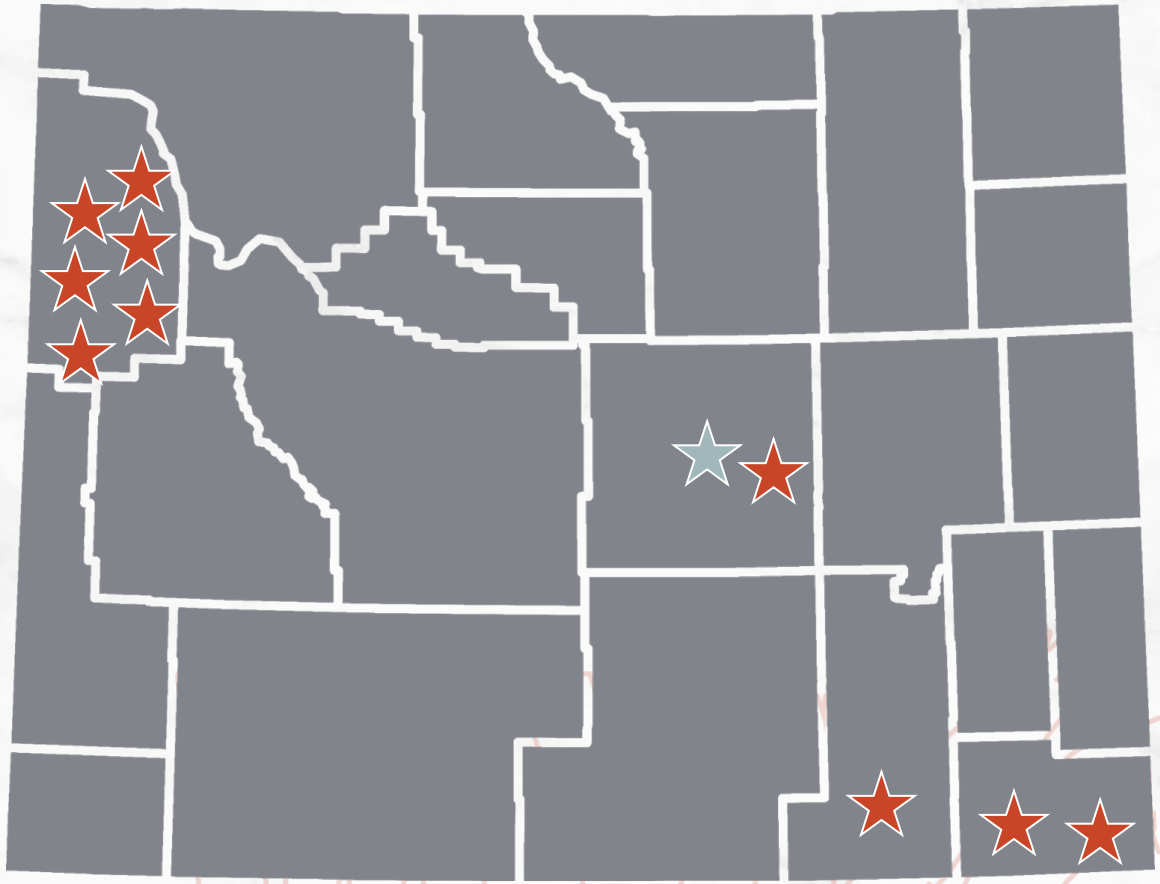

- LANGUAGE I/O
- FRONTLINE WILDFIRE DEFENSE
- Breakthrough VENTURE CAPITAL
- lumion
- DISA
- AIRLOOM
- Remo.
- EYE TO EYE TELEHEALTH
- ALPYN Beauty
- UserEvidence
- derapi

WYOMING BUSINESS COUNCIL EST. 1998

WYVC: CO-INVESTORS TO-DATE

Leads

- evōk innovations
- ttv capital
- Breakthrough 307
- JOINT EFFECTS
- LOWER CARBON CAPITAL
- TUSK VENTURE PARTNERS
- Gutbrain Ventures
- Breakthrough Energy
- NEXTfrontier CAPITAL
- CROSSLINK CAPITAL
- Earthshot VENTURES
- UBIQUITY VENTURES



WYOMING BUSINESS COUNCIL EST. 1998

WYVC: DEPLOYMENT

WYVC INVESTMENT ACTIVITY

	2Q25	3Q25	4Q25	2/6/2026
DIRECT STRATEGY INVESTED	$ 15,995,241	$ 15,995,241	$ 18,495,028	$ 18,660,479
PORTFOLIO COMPANIES	9	9	10	10
FUNDS STRATEGY INVESTED	$ 4,021,550	$ 5,000,000	$ 5,000,000	$ 5,000,000
PARTNER FUNDS	1	1	1	1
WYVC TOTAL INVESTED	$ 20,016,791	$ 20,995,241	$ 23,495,028	$ 23,660,479

SSBCI TRANCHE TRACKING

TRANCHE 2 REMAINING ($)	$ 16,749,836	$ 15,771,386	$ 13,271,599	$ 13,106,149
TRANCHE 2 REMAINING (%)	90.7%	85.4%	71.9%	71.0%

*INCLUDING FUNDS WHERE COMMITMENTS ARE INHERENTLY INCREMENTAL

ACTIVE LOIS ($)*	$ 4,430,000
TRANCHE REMAINING ($)	$ 8,676,149
TRANCHE REMAINING (%)	47.0%

WYVC: PROCESS REVIEW

APPLICATION → PITCH → DUE DILIGENCE → I.D.R. → LETTER OF INTENT

INTERVIEW → TERMS → INVESTMENT → OBSERVER / LPAC

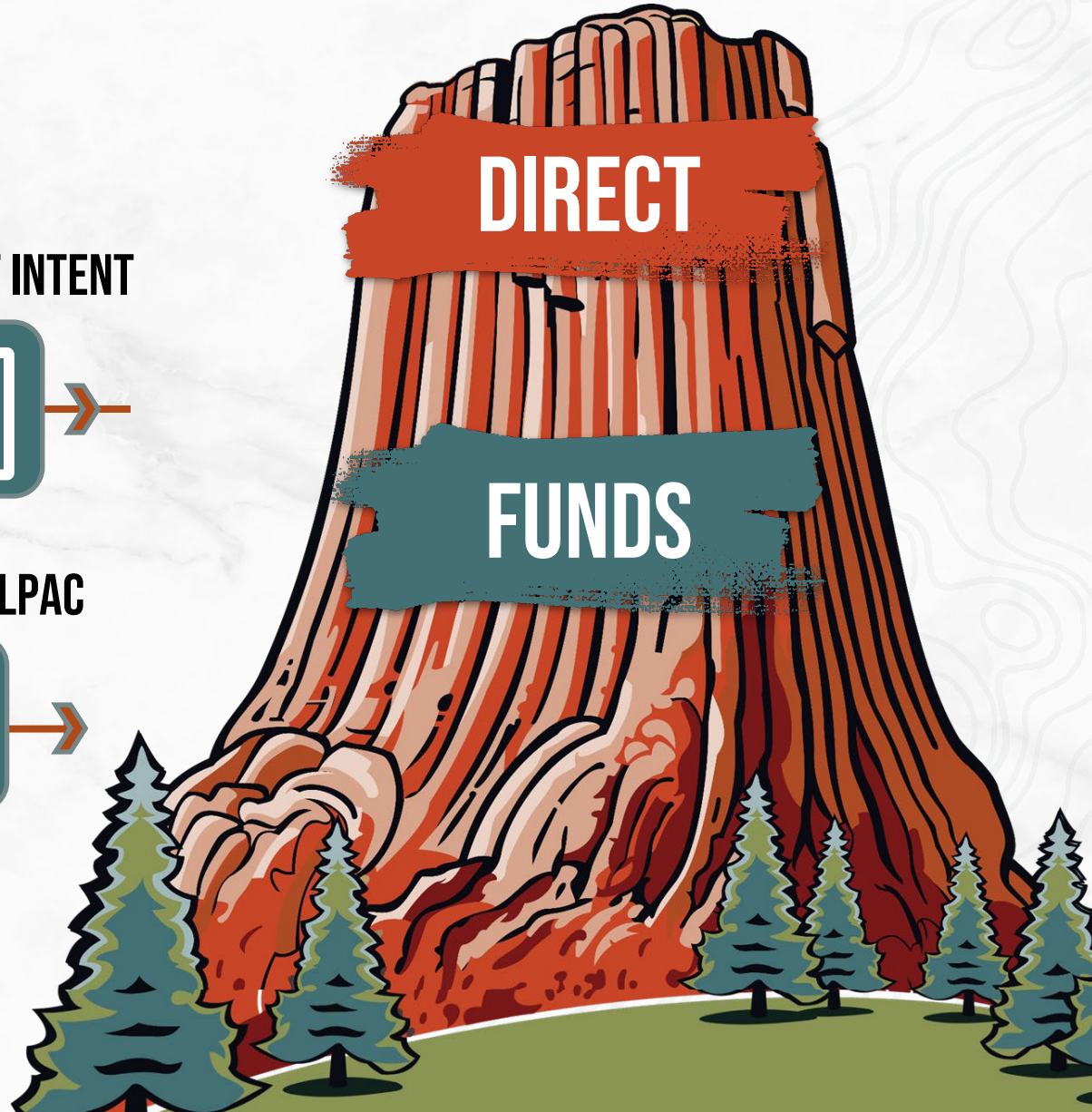

WYOMING BUSINESS COUNCIL EST. 1998



WYOMING BROADBAND OFFICE

WYOMING

Wyoming Broadband Expansion - BEAD CPF Data

Connected Locations and Funding by County

Updated 02/24/2026

County	BEAD homes or businesses	BEAD funding awarded	BEAD match provided	BEAD total project costs
Albany County	2,422	$7,409,777.80	$2,459,546.51	$9,869,324.31
Big Horn County	1,941	$24,170,251.58	$6,755,110.21	$30,925,361.79
Campbell County	1,849	$3,340,019.65	$1,084,392.20	$4,424,411.85
Carbon County	2,052	$7,770,950.28	$2,567,508.87	$10,338,459.15
Converse County	1,456	$2,789,058.40	$899,005.08	$3,688,063.48
Crook County	1,360	$4,895,456.53	$4,216,251.76	$9,111,708.29
Fremont County	3,538	$13,486,412.20	$3,438,489.65	$16,924,901.85
Goshen County	170	$531,601.53	$177,015.10	$708,616.63
Hot Springs County	597	$402,020.67	$129,036.69	$531,057.36
Johnson County	1,366	$889,991.90	$255,063.28	$1,145,055.18
Laramie County	2,985	$15,206,655.60	$5,068,814.36	$20,275,469.96
Lincoln County	850	$5,953,744.53	$1,965,075.86	$7,918,820.39
Natrona County	2,874	$12,842,964.11	$4,258,448.38	$17,101,412.48
Niobrara County	579	$441,932.29	$153,685.42	$595,617.71
Park County	4,344	$39,983,493.67	$13,108,332.16	$53,091,825.82
Platte County	575	$5,975,984.04	$1,996,817.06	$7,972,801.10
Sheridan County	1,154	$760,074.99	$226,518.94	$986,593.93
Sublette County	1,362	$20,473,227.94	$10,692,181.79	$31,165,409.73
Sweetwater County	1,091	$5,123,652.37	$1,700,999.77	$6,824,652.14
Teton County	1,283	$8,152,304.23	$3,109,384.76	$11,261,688.99
Uinta County	3,652	$10,027,134.29	$3,332,314.63	$13,359,448.92
Washakie County	392	$2,808,607.00	$814,784.25	$3,623,391.25
Weston County	476	$308,503.68	$86,693.75	$395,197.44
Total	**38,368**	**$ 193,743,819.29**	**$ 68,495,470.47**	**$ 262,239,289.76**

CPF homes or businesses to	CPF funding awarded	CPF match provided	CPF total project costs	Total homes or businesses t
283	$1,309,542.00	$348,106.00	$1,657,648.00	2,705
1,385	$8,033,907.25	$2,904,848.00	$10,938,755.25	3,326
3,681	$8,190,683.58	$7,525,484.67	$15,716,168.26	5,530
81	$1,248,440.00	$867,560.00	$2,116,000.00	2,133
0	$0.00	$0.00	$0.00	1,456
1,882	$20,020,407.86	$7,017,416.00	$27,037,823.86	3,242
1,327	$2,437,891.04	$4,448,630.47	$6,886,521.51	4,865
132	$625,965.40	$311,658.85	$937,624.25	302
0	$0.00	$0.00	$0.00	597
143	$1,207,431.13	$149,233.06	$1,356,664.19	1,509
943	$2,987,164.21	$2,452,457.08	$5,439,621.29	3,928
48	$272,173.00	$90,725.00	$362,898.00	898
1,007	$3,893,039.59	$3,469,212.66	$7,362,252.25	3,881
0	$0.00	$0.00	$0.00	579
1,389	$9,796,481.51	$2,677,507.29	$12,473,988.80	5,733
300	$2,339,619.00	$289,166.00	$2,628,785.00	875
1,033	$5,238,653.00	$2,540,335.96	$7,778,988.96	2,187
0	$0.00	$0.00	$0.00	1,362
0	$0.00	$0.00	$0.00	1,091
0	$0.00	$0.00	$0.00	1,283
0	$0.00	$0.00	$0.00	3,652
0	$0.00	$0.00	$0.00	392
821	$2,923,611.20	$2,059,138.80	$4,982,750.00	1,297
14,455	**$ 70,525,009.77**	**$ 37,151,479.84**	**$ 107,676,489.62**	**52,823**

Total funds requested	Total match provided	Total project costs
$8,719,319.80	$2,807,652.51	$11,526,972.31
$32,204,158.83	$9,659,958.21	$41,864,117.04
$11,530,703.23	$8,609,876.87	$20,140,580.11
$9,019,390.28	$3,435,068.87	$12,454,459.15
$2,789,058.40	$899,005.08	$3,688,063.48
$24,915,864.39	$11,233,667.76	$36,149,532.15
$15,924,303.24	$7,887,120.12	$23,811,423.36
$1,157,566.93	$488,673.95	$1,646,240.88
$402,020.67	$129,036.69	$531,057.36
$2,097,423.03	$404,296.34	$2,501,719.37
$18,193,819.81	$7,521,271.44	$25,715,091.25
$6,225,917.53	$2,055,800.86	$8,281,718.39
$16,736,003.70	$7,727,661.04	$24,463,664.73
$441,932.29	$153,685.42	$595,617.71
$49,779,975.18	$15,785,839.45	$65,565,814.62
$8,315,603.04	$2,285,983.06	$10,601,586.10
$5,998,727.99	$2,766,854.90	$8,765,582.89
$20,473,227.94	$10,692,181.79	$31,165,409.73
$5,123,652.37	$1,700,999.77	$6,824,652.14
$8,152,304.23	$3,109,384.76	$11,261,688.99
$10,027,134.29	$3,332,314.63	$13,359,448.92
$2,808,607.00	$814,784.25	$3,623,391.25
$3,232,114.88	$2,145,832.55	$5,377,947.44
$ 264,268,829.06	**$ 105,646,950.31**	**$ 369,915,779.38**