

The logo is a large, light gray outline of a rounded triangle. Inside this triangle is a yellow triangle. Overlaid on the yellow triangle is a large, gray, stylized letter 'W'.

Wyoming Air Service Update

**Joint Minerals, Business & Economic
Development Committee**

July 29, 2025

Wyoming Air Service Update

Joint Minerals, Business & Economic
Development Committee
Casper, WY

Per W.S. § 10-3-602(C), § 10-7-104

July 29, 2025



Wyoming Air Service Update



- Director Darin Westby's Opening Comments
- Shawn Burke, Aeronautics Administrator
- Mariah Johnson, Air Service Development Program Manager

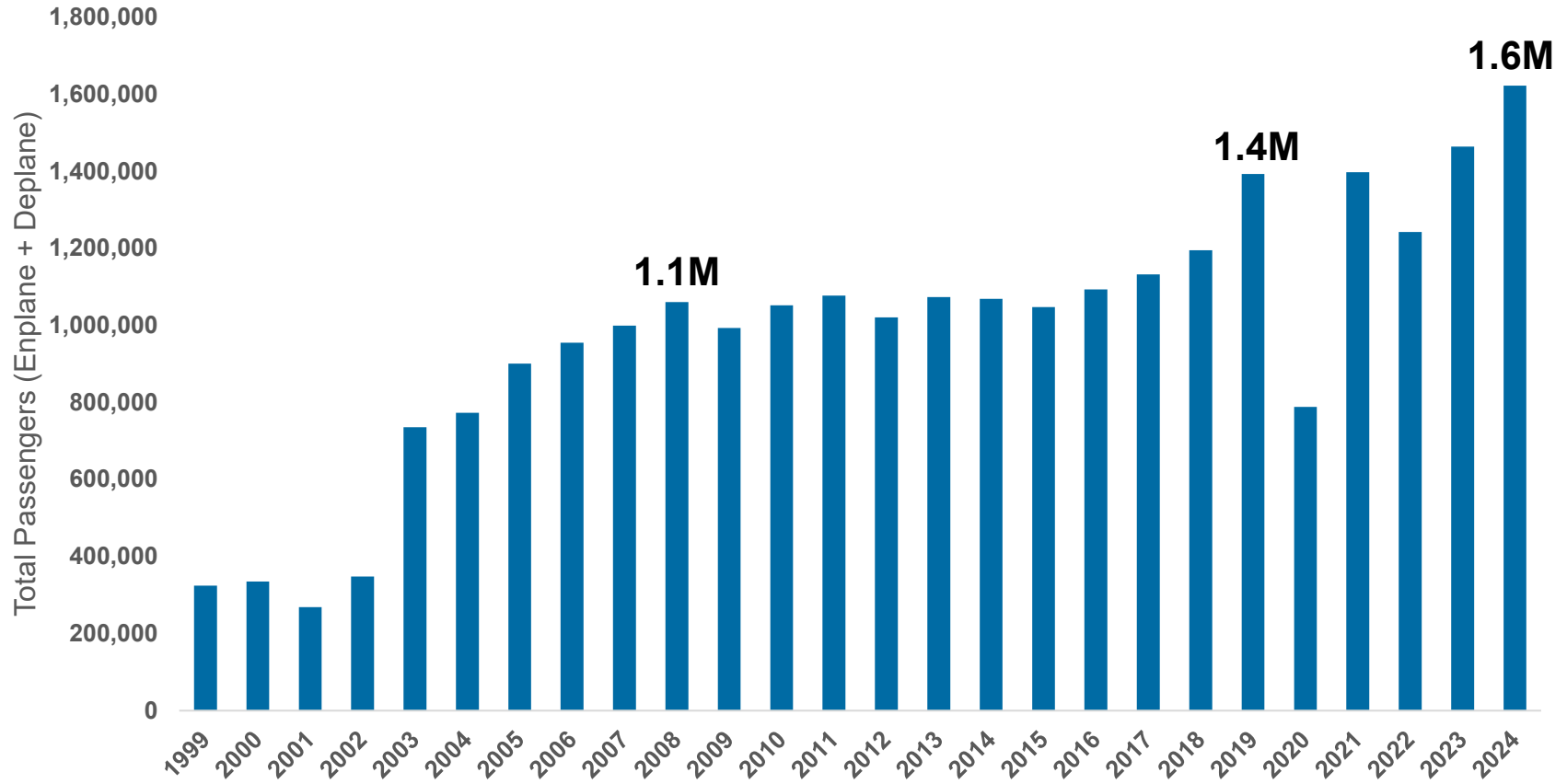


Wyoming Air Service Update

Total State Passenger Levels Through CY 2024



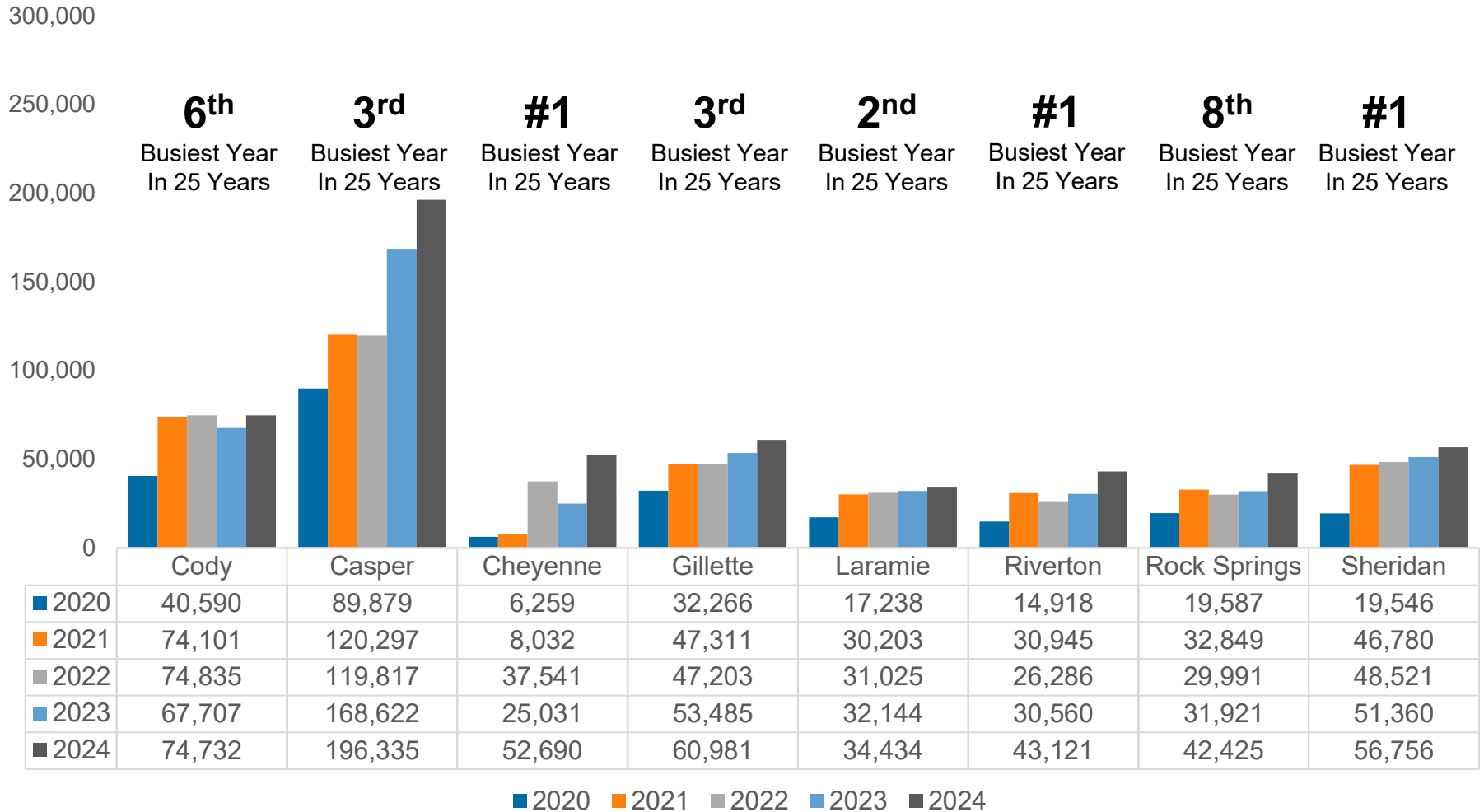
Total Wyoming Passengers – Last 25 Years



Wyoming Air Service Update



Total Passenger Levels by Airport – Calendar Year

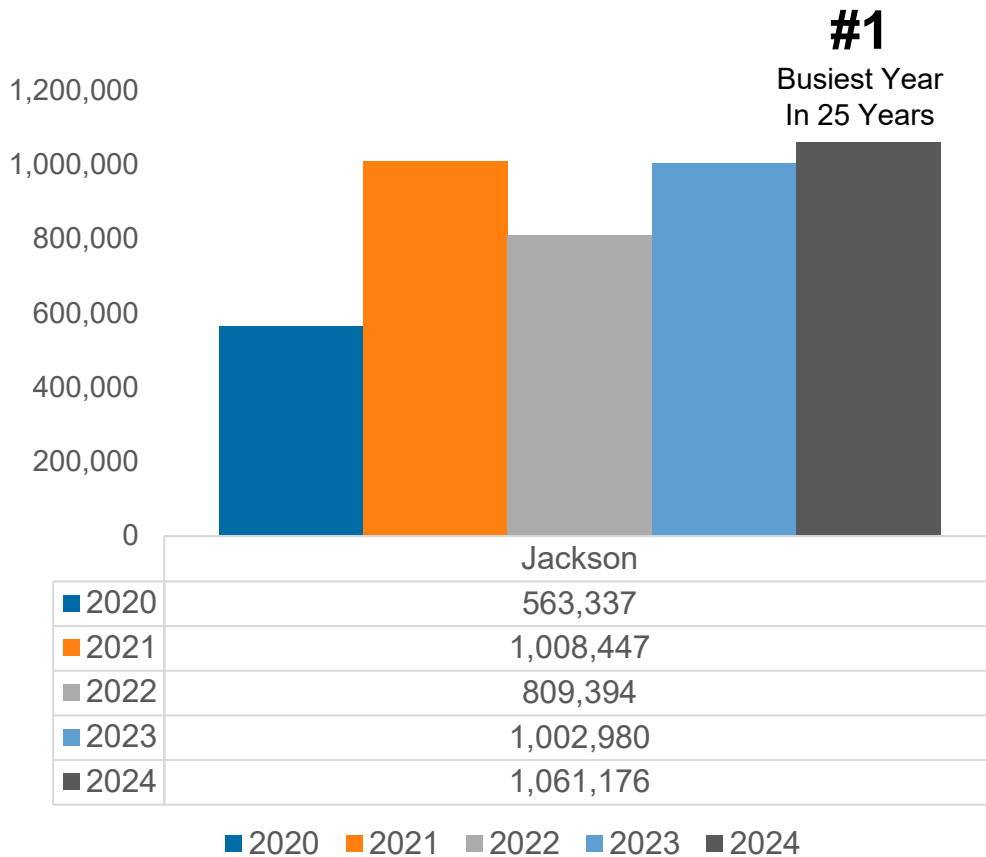


Wyoming Air Service Update



Total Passenger Levels by Airport – Calendar Year

Total WY Passengers by Airport

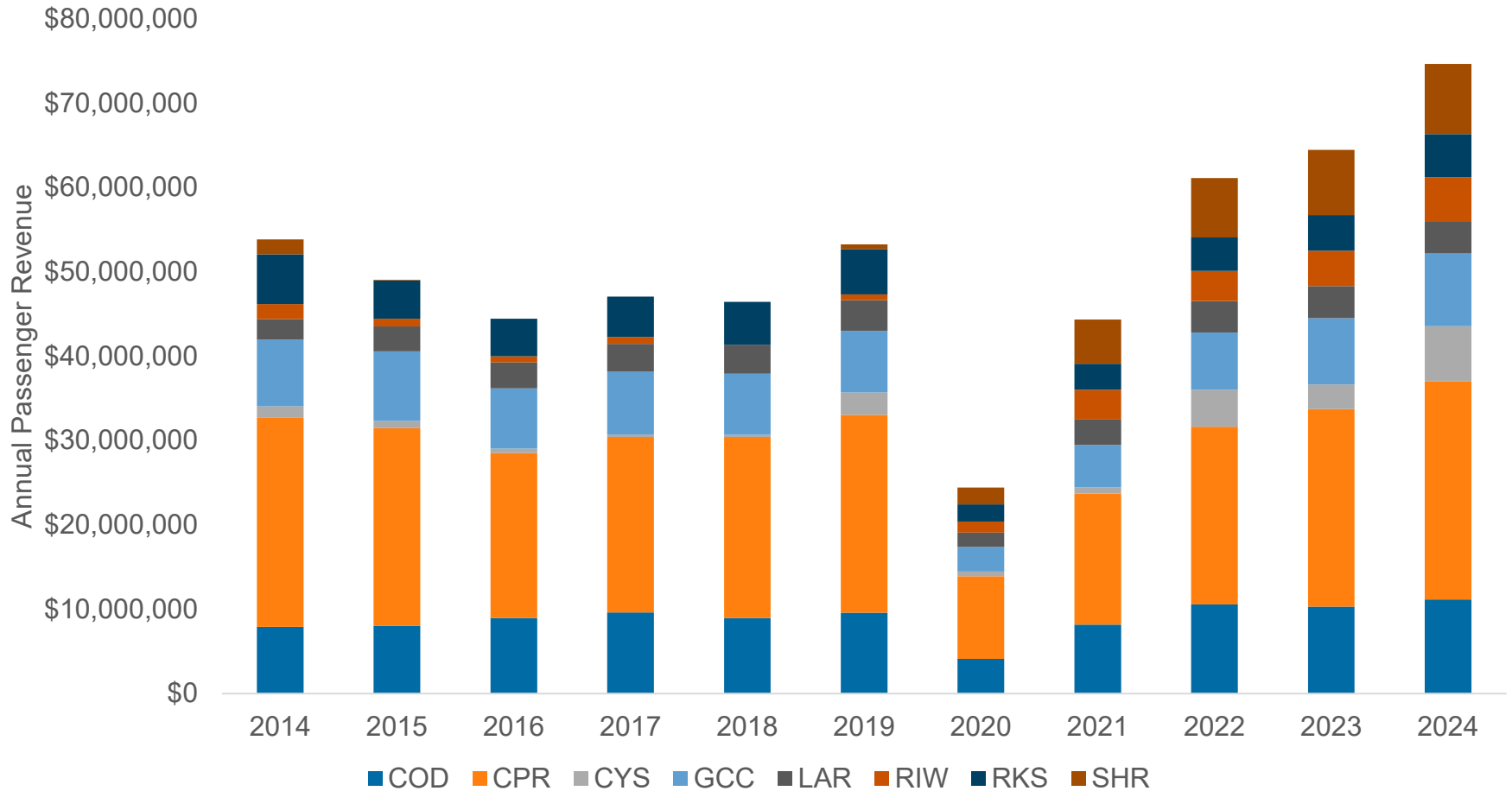


- Every Wyoming airport saw an increase in passengers in 2024 vs. 2023
- Overall, passengers increased by 11% over 2023, with most airports seeing a 10% or higher increase in passenger numbers

Wyoming Air Service Update



WY Airport Revenue Growth 2014 - 2024



Air Service Enhancement Program (ASEP)

Fiscal Year 2025 Grants (Year ending June 30, 2025)



FY 2025	Cheyenne Regional Airport (CYS)	Jackson Hole Airport (JAC)	Jackson Hole Airport (JAC)
Destination	Denver, CO	Atlanta, GA	Dallas/Fort Worth, TX
Airline	United Express Operated by SkyWest	Delta Airlines	American Airlines
Original Term	July 1, 2024-June 30, 2025	January 6, 2025 – March 30, 2025	December 20, 2024 - April 3, 2025
State Percent Match	60%	40%	40%
State Grant	\$1,200,000	\$72,000	\$80,000
State Dollars Expended	(\$843,242)	(\$69,350)	(\$80,000)
State Dollars Recovered	\$356,758	\$2,650	\$0
Local Dollars Expended	\$505,945	\$104,025	\$120,000
Local Percentage Match	40%	60%	60%
Passengers	56,321	19,287	41,069
State Cost/Passenger	\$14.97	\$3.60	\$1.95

Capacity Purchase Agreement

Fiscal Year 2025 Expenditures (Year ending June 30, 2025)



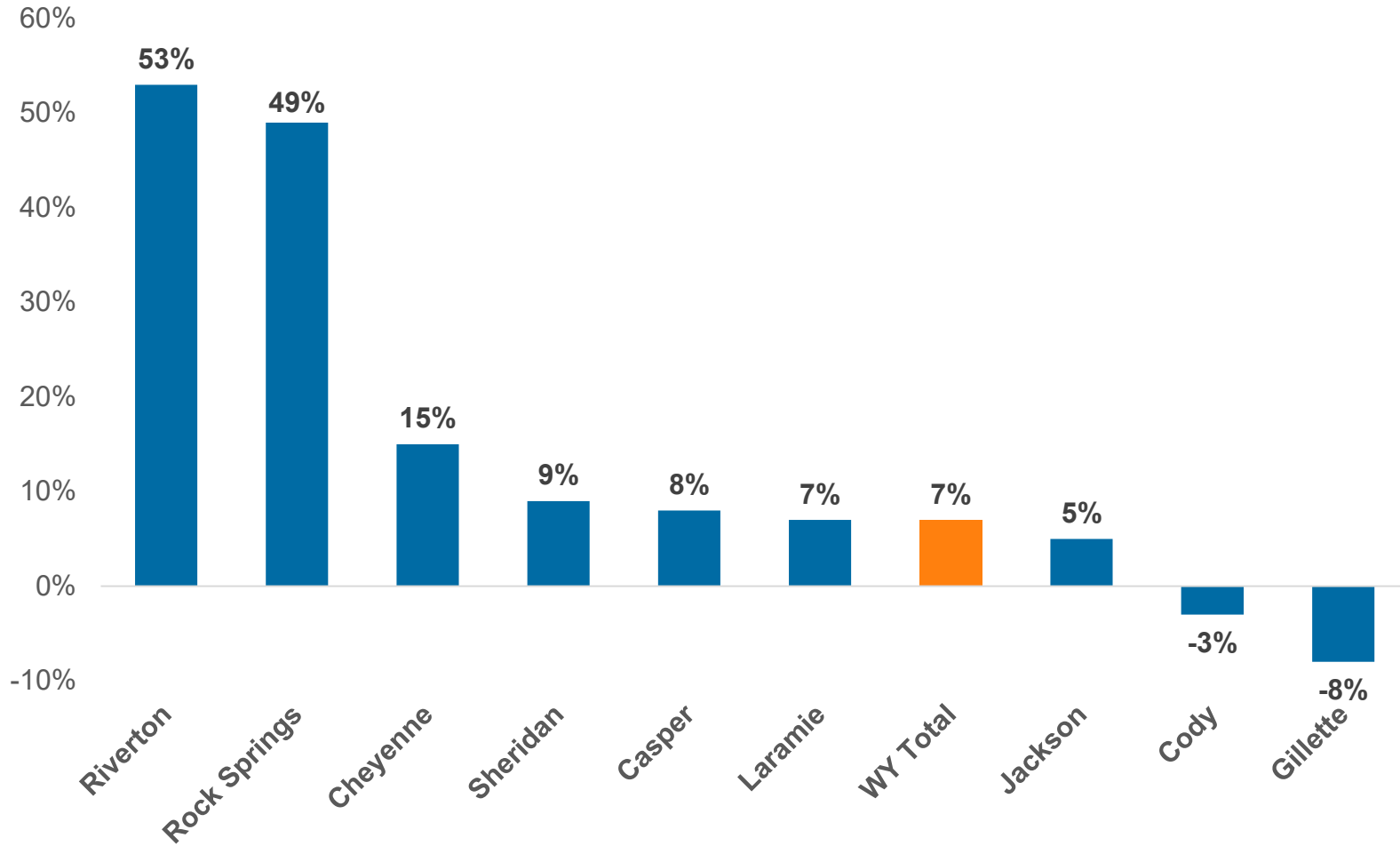
CPA FY 2025	Gillette - Northeast Wyoming Regional Airport (GCC)	Riverton - Central Wyoming Regional Airport (RIW)	Rock Springs - Southwest Wyoming Regional Airport (RKS)	Sheridan County Airport (SHR)
Term	July 1, 2024 - June 30, 2025	July 1, 2024 - June 30, 2025	July 1, 2024 - June 30, 2025	July 1, 2024 - June 30, 2025
State Percent Match	60%	60%	60%	60%
Contract Maximum (State Share)	\$1,894,445	\$2,479,744	\$2,645,291	\$1,936,418
State Dollars Expended	(\$1,103,989)	(\$2,479,744)	(\$2,645,291)	(\$1,396,453)
Unused State Dollars	\$790,456	\$0	\$0	\$539,965
Local Dollar Percentage Match	40%	40%	40%	40%
Local Dollar Match	\$735,992.52	\$1,653,163	\$1,763,528	\$930,968
Passengers	56,902	32,694	34,289	52,828
State Cost/Passenger	\$19.40	\$68.81	\$77.15	\$36.66

Wyoming Air Service Update

State Passenger Levels – First Six Months of 2025 Year/Year



Percentage Change in Passengers 2025/2024
January - June



Wyoming Air Service Update



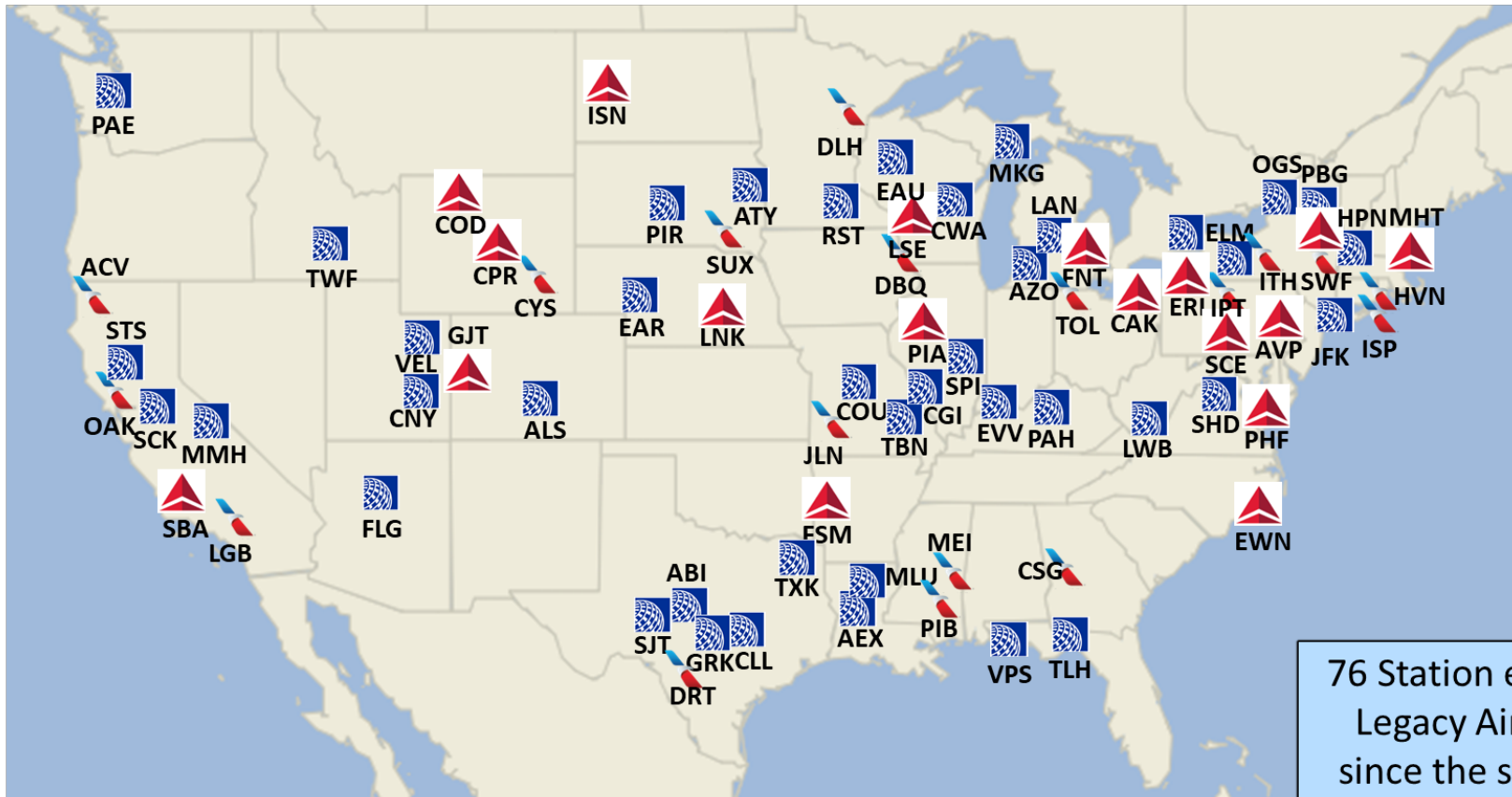
Trends of 2024 - Wyoming

- Enplanement increases in Wyoming markets continue to outperform national averages.
 - Enplanements for the four CPA markets in 2024 grew 21% over 2023, more than five times the national average of 3.7% enplanement growth
- We continue to see the impacts of increased labor costs.
 - Block hour rates for the four CPA markets in 2024 were on average 25% higher than 2023.
- While costs have increased, we have not lost air service in our communities

Service Lost since 2019



Legacy Airlines Cut Service Throughout the US



76 Station exits by Legacy Airlines since the start of the pandemic

UA has cut all service to 41 cities, DL to 16, AA to 18.

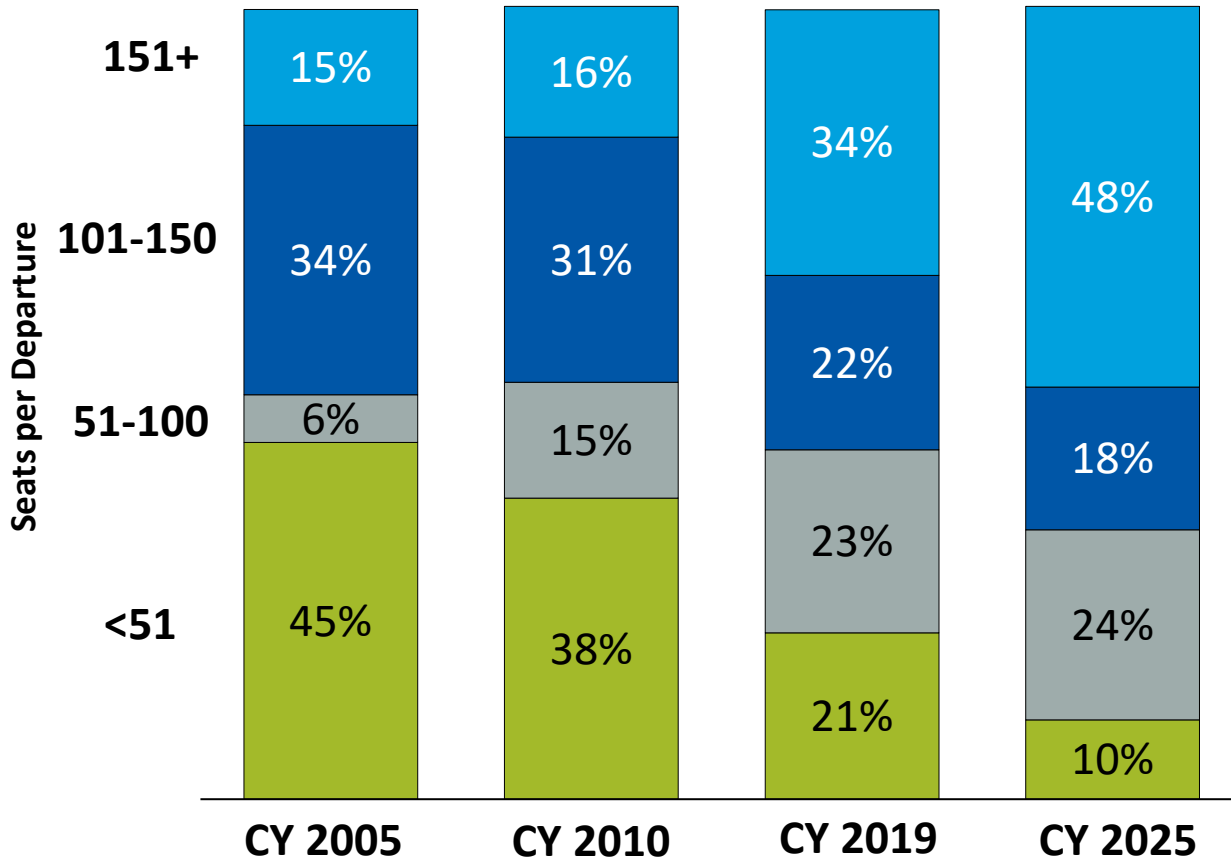
Source: DOT

Wyoming Air Service Update

Shifting Away from Small Aircraft



% of Domestic Departures by Aircraft Seats



Average Aircraft Size is Rapidly Shrinking

- Industry economics have led to airlines using larger aircraft
- 50-seat or smaller aircraft use is down from 45% to 10% of US flights.
- 50-seaters or smaller made up 54% of Wyoming's flights in 2024 (and 95% of non-JAC flights).
- Wyoming must prepare to evolve into larger regional jets.

Capacity Purchase Agreement

Fiscal Year 2025 and beyond



- The last four-year term of the Capacity Purchase Agreement was recently renegotiated and took effect July 1, 2025.
 - Block hour rates for FY2026 did not increase
 - Cheyenne was added to the program
- The intent of the program has always been to build each community's market to a point where they would be able to exit the program.
- Beginning January 1, 2026, United Airlines will be taking over the service in Gillette and they will no longer need funding from the CPA.
- Even with the successful exit of Gillette, we do anticipate funding will be exhausted by the end of FY2026.