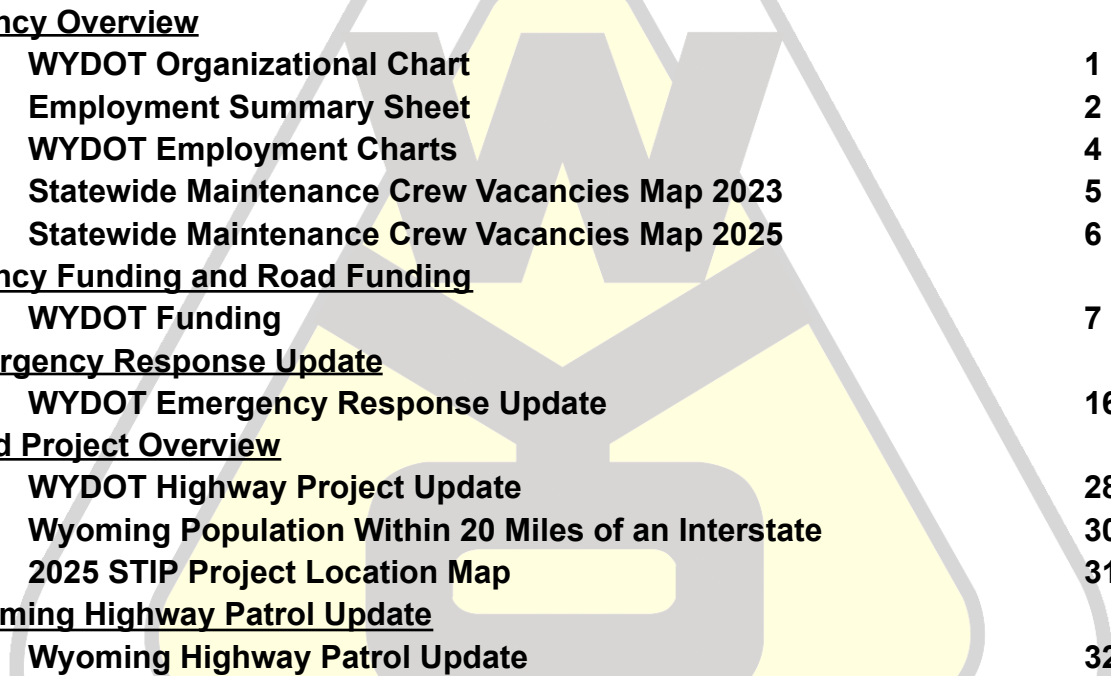




**Joint Transportation, Highways
& Military Affairs Committee
May 1, 2025**

Table of Contents

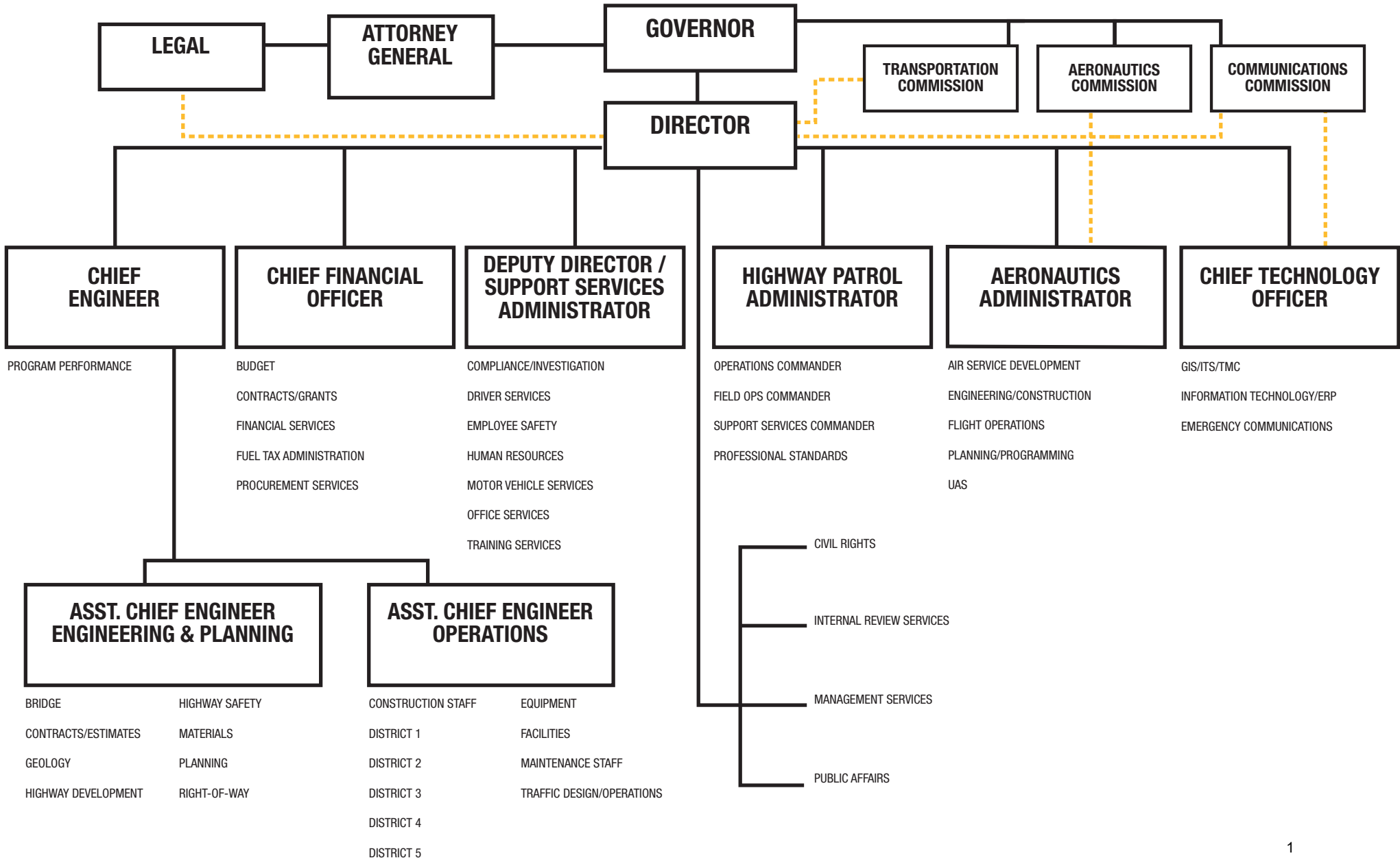


<u>Agency Overview</u>	
- WYDOT Organizational Chart	1
- Employment Summary Sheet	2
- WYDOT Employment Charts	4
- Statewide Maintenance Crew Vacancies Map 2023	5
- Statewide Maintenance Crew Vacancies Map 2025	6
<u>Agency Funding and Road Funding</u>	
- WYDOT Funding	7
<u>Emergency Response Update</u>	
- WYDOT Emergency Response Update	16
<u>Road Project Overview</u>	
- WYDOT Highway Project Update	28
- Wyoming Population Within 20 Miles of an Interstate	30
- 2025 STIP Project Location Map	31
<u>Wyoming Highway Patrol Update</u>	
- Wyoming Highway Patrol Update	32



Agency Overview

WYOMING DEPARTMENT OF TRANSPORTATION

EMPLOYMENT SUMMARY
March 2025



NUMBER OF EMPLOYEES BY DIVISION

	Auth. Pos.	NUMBER OF EMPLOYEES BY DIVISION						
		CURRENT			YEAR AGO			
		Perm	Temp/AWEC	Total	Perm	Temp	Total	
DIRECTOR	1	1	0	1	1	0	1	
General Staff	2	2	0	2	2	0	2	
Internal Review	6	6	0	6	6	0	6	
Public Affairs	7	5	0	5	6	0	6	
Management Services	6	5	0	5	3	0	3	
Civil Rights	3	3	0	3	3	0	3	
Total	25	22	0	22	21	0	21	
AERONAUTICS	18	19	0	19	16	1	17	
Total	18	19	0	19	16	1	17	
HIGHWAY PATROL				0	0	0	0	
Sworn	208	185	2	187	167	0	167	
Non Sworn	26	25	1	26	26	1	27	
Port of Entry	98	86	0	86	81	0	81	
Dispatch	45	29	0	29	36	0	36	
Total	377	325	3	328	310	1	311	
CHIEF ENGINEER	1	1	0	1	1	0	1	
Strategic Improvement	3	3	0	3	3	0	3	
Highway Project Mgt. Oversight	5	5	0	5	5	0	5	
Total	9	9	0	9	9	0	9	
Asst Chief Eng Eng & Plan	1	1	0	1	1	0	1	
Bridge	40	30	0	30	32	0	32	
Contracts & Estimates	6	6	0	6	6	0	6	
Geology	21	17	0	17	17	0	17	
Highway Development	82	75	1	76	74	1	75	
Materials	45	35	0	35	38	0	38	
Planning/Environmental Services	49	44	0	44	44	0	44	
Right of Way	29	24	0	24	28	0	28	
Total:	273	232	1	233	240	1	241	
Asst Chief Eng Operations	1	1	0	1	1	0	1	
Construction Staff	12	8	0	8	11	0	11	
Maintenance Staff	14	13	0	13	13	0	13	
Facilities Staff	38	38	1	39	35	2	37	
Equipment Staff	12	12	0	12	11	0	11	
Highway Safety	19	16	0	16	18	0	18	
Traffic	30	28	0	28	27	0	27	
District Administration	21	21	1	22	20	1	21	
Construction	260	218	0	218	221	1	222	
Maintenance	476	428	30	458	430	30	460	
Equipment	98	95	2	97	90	0	90	
Traffic	80	73	0	73	71	1	72	
Total:	1061	951	34	985	948	35	983	
Chief Technology Officer	1	1	0	1	1	0	1	
Telecommunications	32	30	0	30	31	0	31	
GIS/ITS	38	32	5	37	29	10	39	
Information Technology	21	21	1	22	21	1	22	
Total:	92	84	6	90	82	11	93	
Chief Financial Officer	1	1	0	1	1	0	1	
Grants & Contracts - ADMIN	5	5	0	5	5	0	5	
Financial Services	19	19	0	19	17	0	17	
Budget	10	10	0	10	10	0	10	
Procurement Services	9	9	0	9	8	0	8	
Fuel Tax Administration	12	8	0	8	10	0	10	
Total:	56	52	0	52	51	0	51	
SUPPORT SERVICES	2	1	0	1	1	0	1	
Driver Services	81	72	4	76	77	1	78	
Vehicle Registration & Titling	15	13	2	15	14	0	14	
Office Services	15	14	0	14	14	0	14	
Training	4	3	0	3	3	0	3	
Employee Safety	5	5	0	5	5	0	5	
Compliance Investigation	6	6	0	6	6	0	6	
Transportation Commission	7	7	0	7	7	0	7	
Pooled Posiitons	5	0	0					
Total:	140	121	6	127	127	1	128	
GRAND TOTAL:	2051	1815	50	1865	1804	50	1854	

Date	3/31/2025
Total Number Employed	1865
Month Ago	1866
Year Ago	1854

	CURRENT			YEAR AGO		
	Perm	Temp	Total	Perm	Temp	Total
District 1						
Administration	4	4	0	4	0	4
Construction	54	48	0	48	47	47
Maintenance	105	95	3	98	98	102
Equipment	25	24	0	24	0	24
Traffic	17	16	0	16	15	15
Total:	205	187	3	190	188	4
District 2						
Administration	4	4	0	4	0	4
Construction	51	46	0	46	44	45
Maintenance	106	91	2	93	86	90
Equipment	19	18	2	20	18	18
Traffic	14	13	0	13	13	13
Total:	194	172	4	176	165	5
District 3						
Administration	4	4	1	5	1	4
Construction	57	46	0	46	49	49
Maintenance	96	88	12	100	84	98
Equipment	17	17	0	17	15	15
Traffic	17	16	0	16	12	13
Total:	191	171	13	184	163	16
District 4						
Administration	4	4	0	4	0	4
Construction	45	32	0	32	0	32
Maintenance	87	77	3	80	84	85
Equipment	18	17	0	17	15	15
Traffic	18	14	0	14	17	17
Total:	172	144	3	147	152	1
District 5						
Administration	5	5	0	5	0	5
Construction	53	46	0	46	49	49
Maintenance	82	77	10	87	78	85
Equipment	19	19	0	19	18	18
Traffic	14	14	0	14	14	14
Total:	173	161	10	171	164	7
DISTRICT TOTALS:	935	835	33	868	832	33



Mark Gordon
Governor

WYOMING Department of Transportation

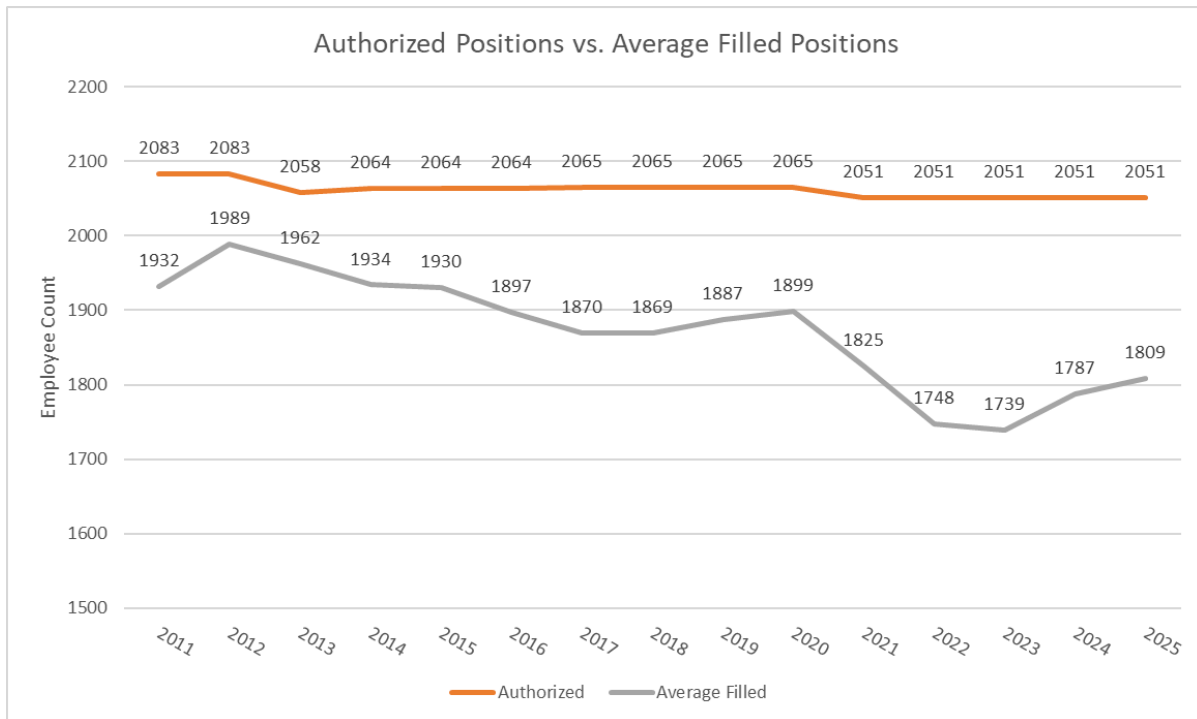
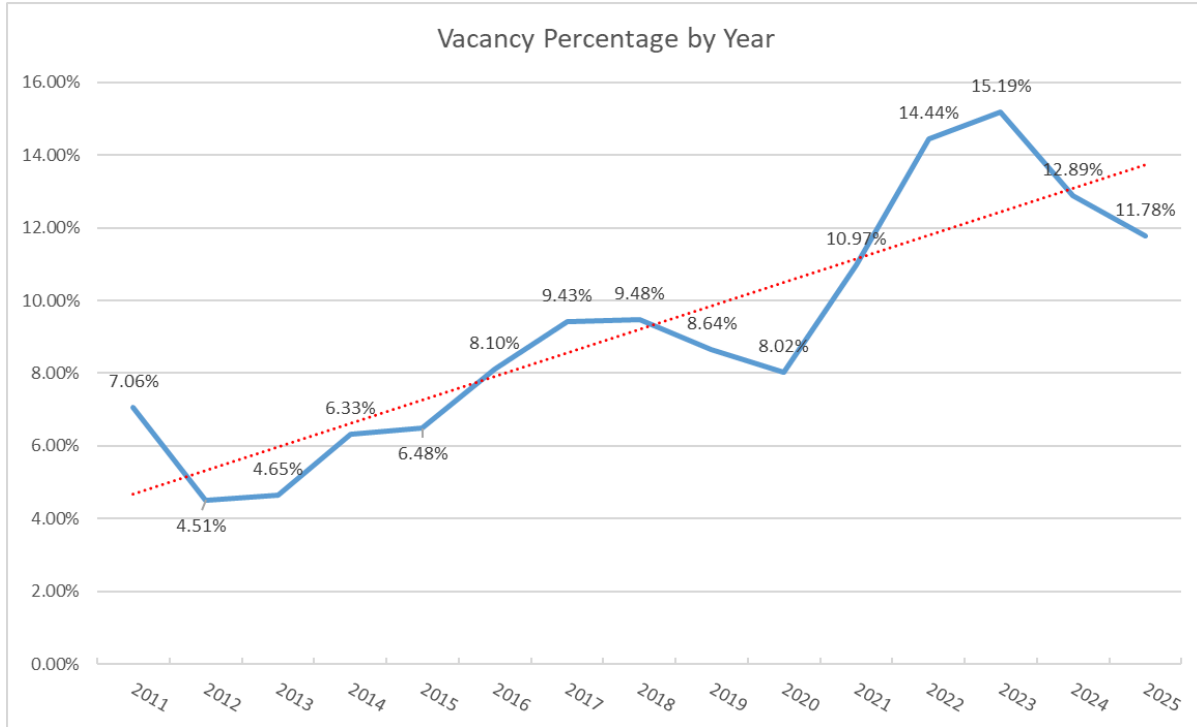
"Provide a safe and effective transportation system"

5300 Bishop Boulevard, Cheyenne, Wyoming 82009-3340



Darin J. Westby, P.E.
Director

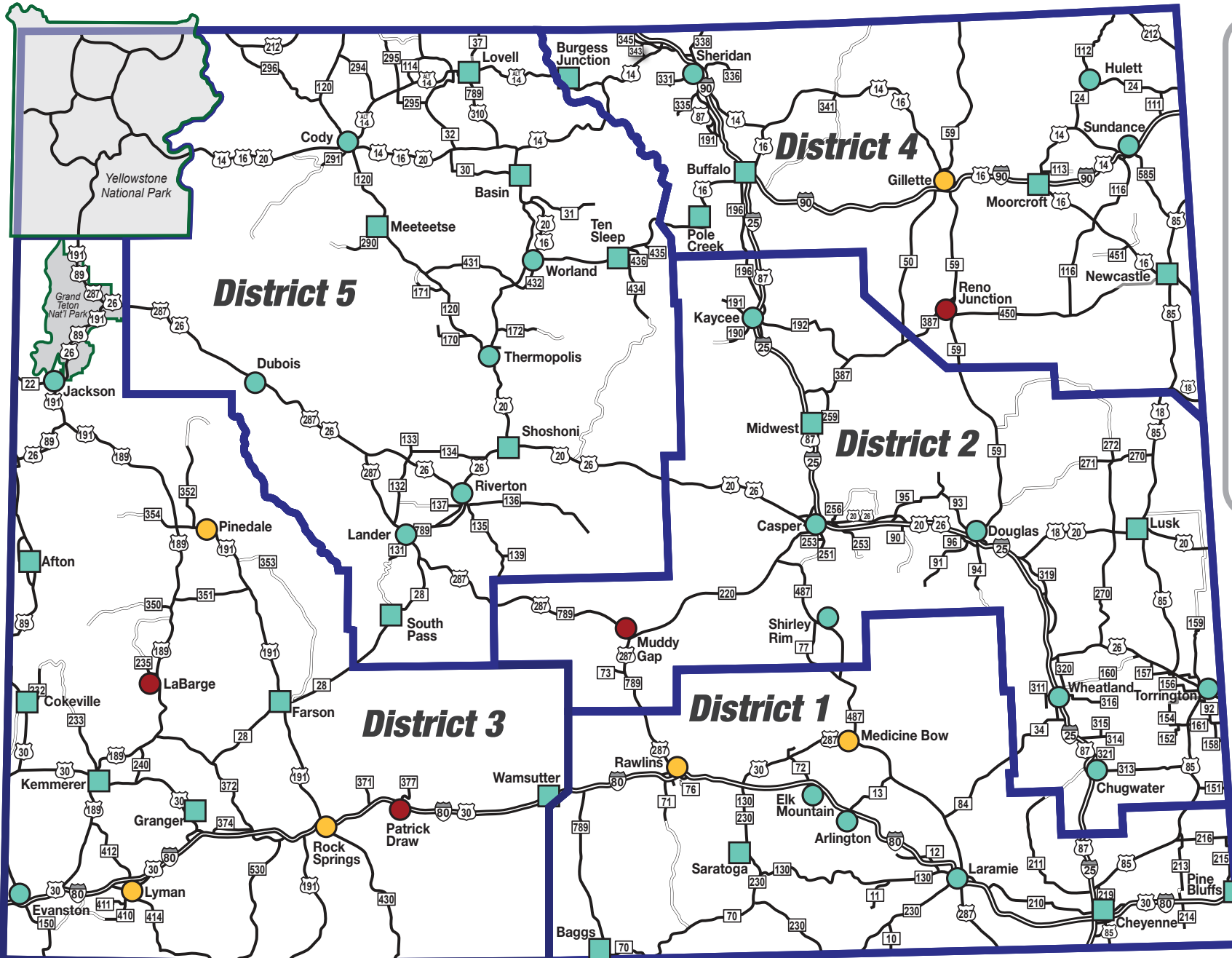
WYDOT Employment Charts from 2001-2025





Statewide Maintenance Crew Vacancies

As of March 28, 2023



Key

- 0% Crew Vacancy
- 1-24% Crew Vacancy
- 25-49% Crew Vacancy
- 50-99% Crew Vacancy
- 100% Crew Vacancy

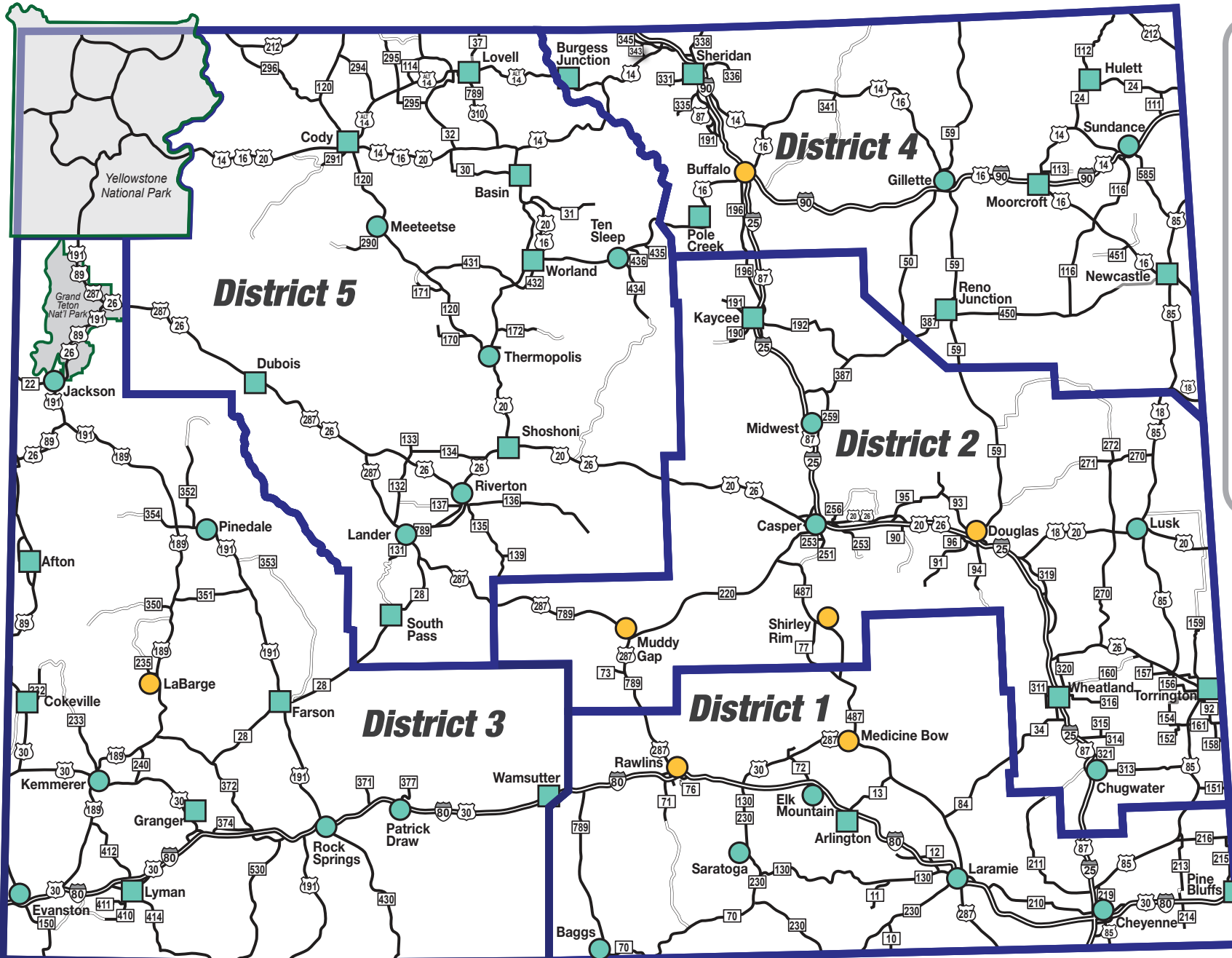
Change

- 61 Vacancies Mar. 28
- 58 Vacancies Mar. 20
- 59 Vacancies Mar. 14
- 60 Vacancies Mar. 6
- 62 Vacancies Feb. 28



Statewide Maintenance Crew Vacancies

As of April 1, 2025



Key

- 0% Crew Vacancy
- 1-24% Crew Vacancy
- 25-49% Crew Vacancy
- 50-99% Crew Vacancy
- 100% Crew Vacancy

Change

- 51 Vacancies April 1
- 51 Vacancies March 25
- 47 Vacancies March 18
- 46 Vacancies March 11
- 45 Vacancies March 4



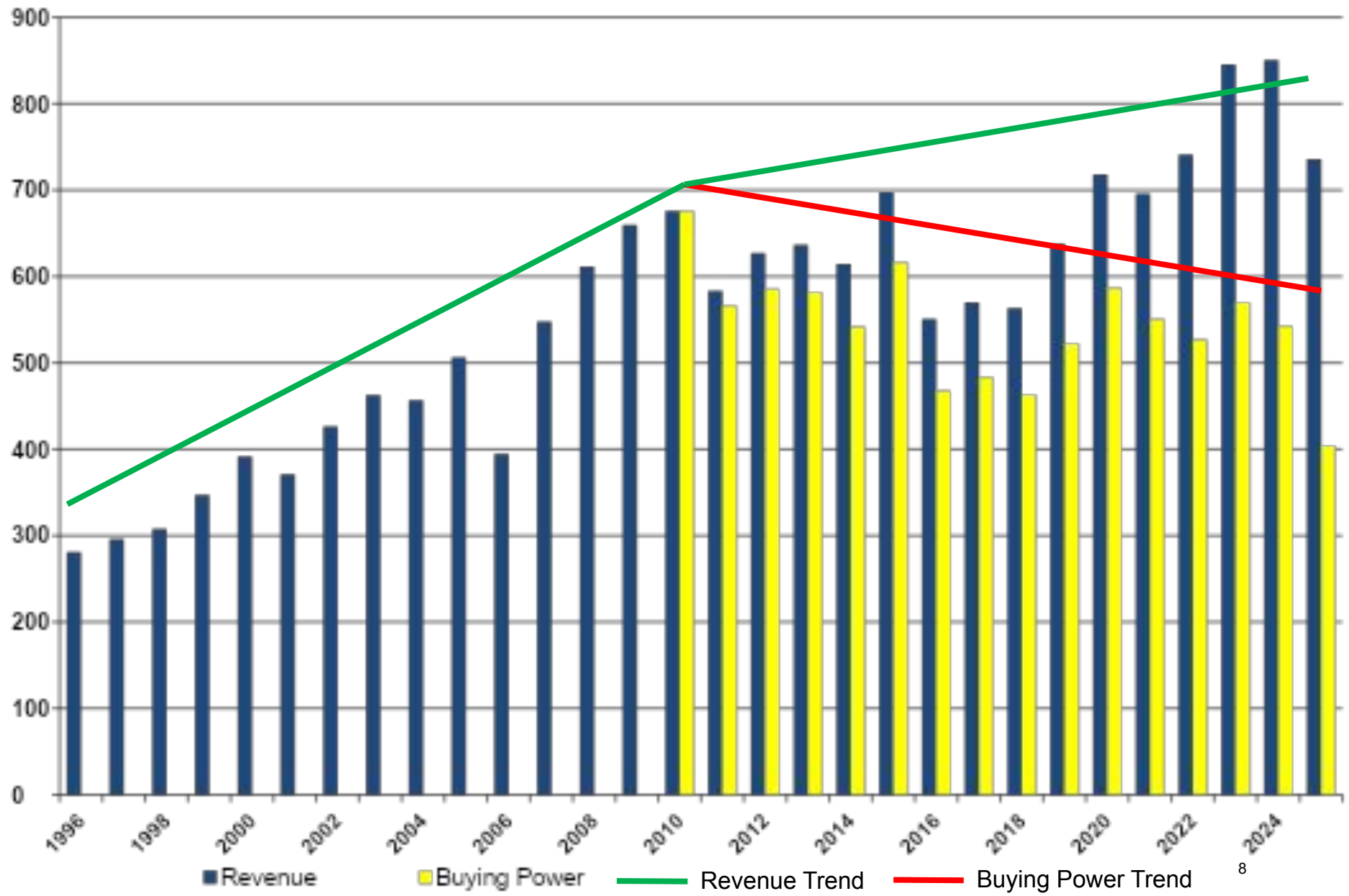
**Agency Funding and
Road Funding**

Transportation, Highways & Military Affairs Committee

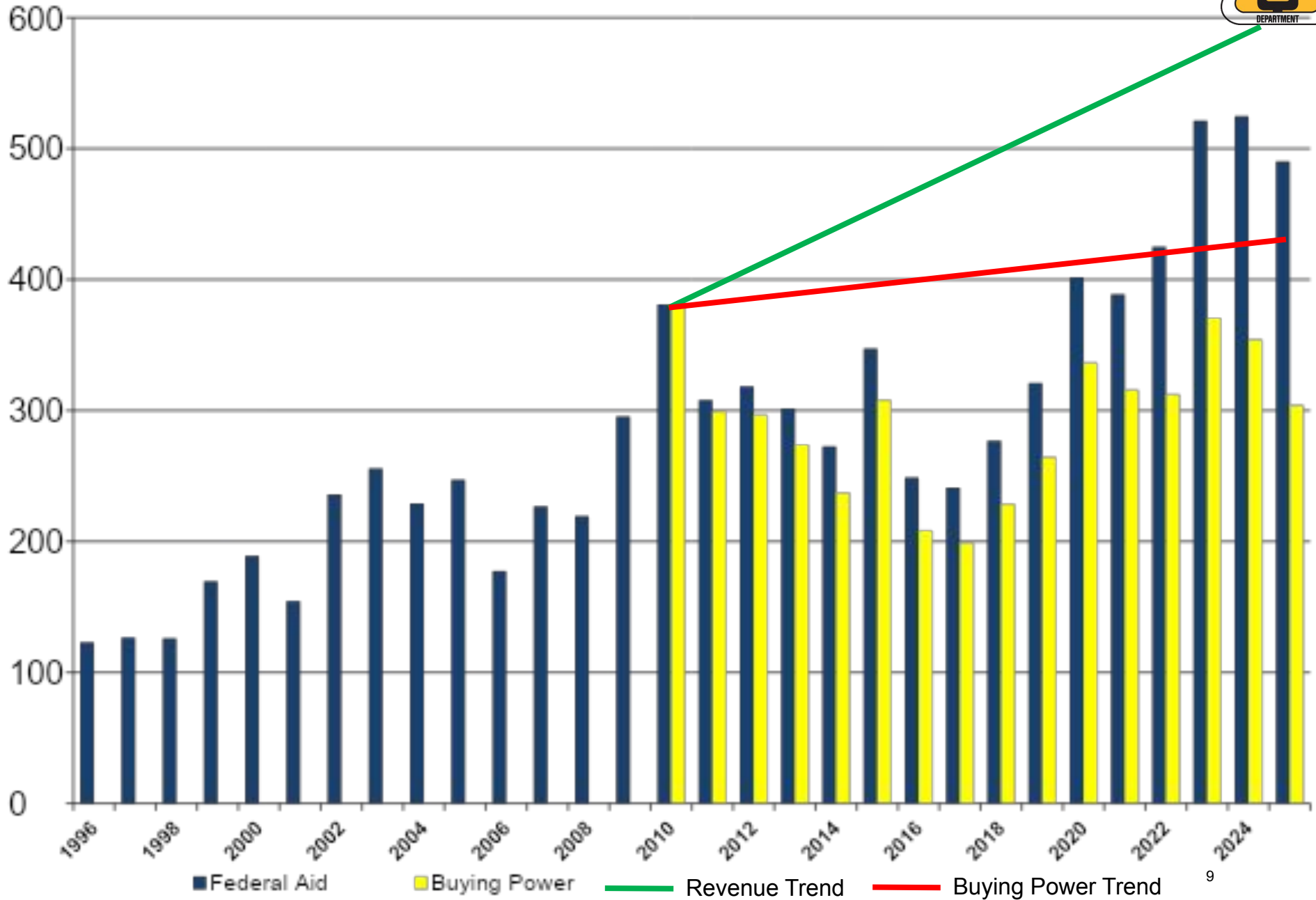
May 1, 2025



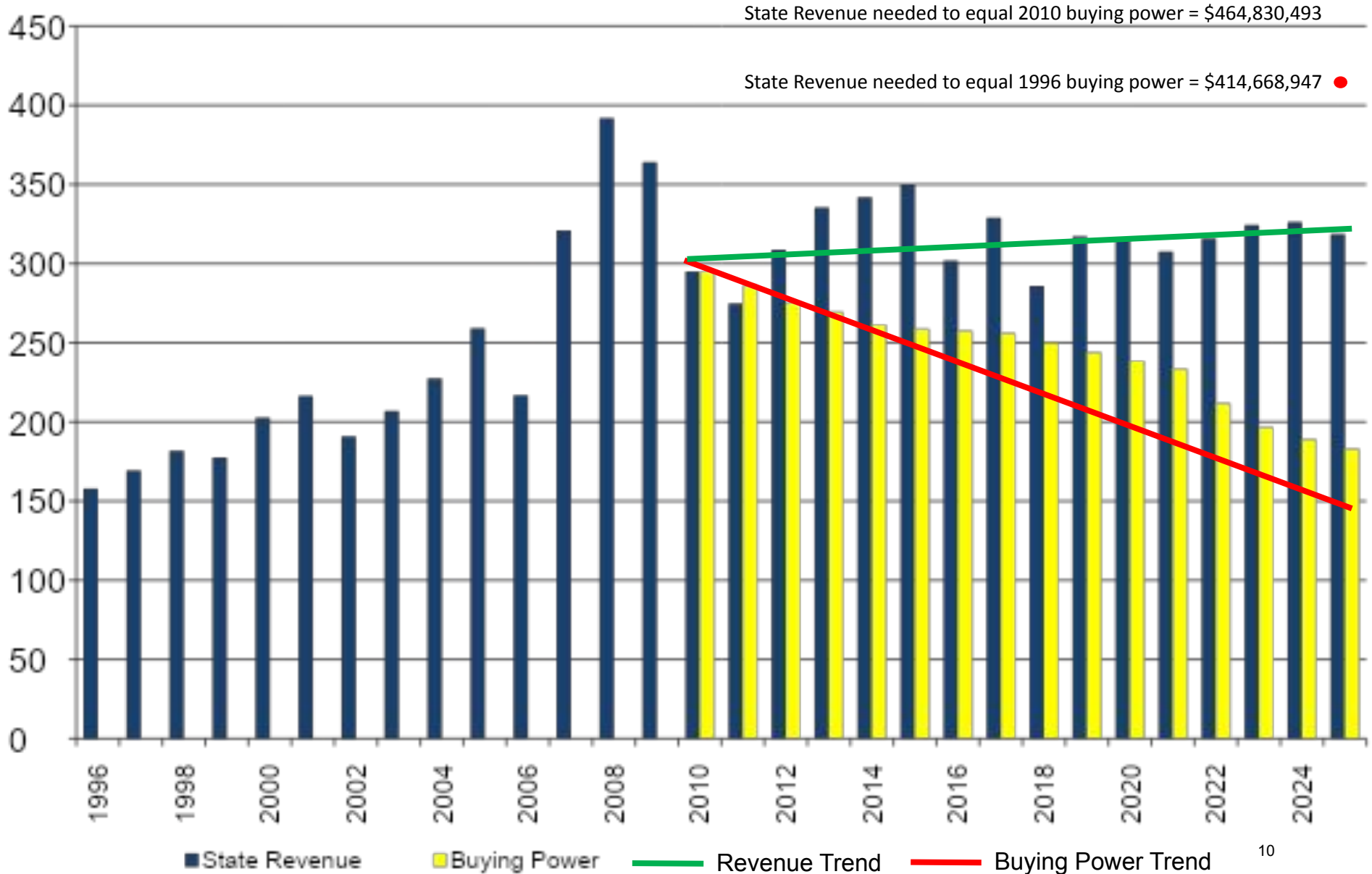
Total Revenue & Buying Power Trends



30 Year Federal Aid Revenue History With 2010 Buying Power Trend

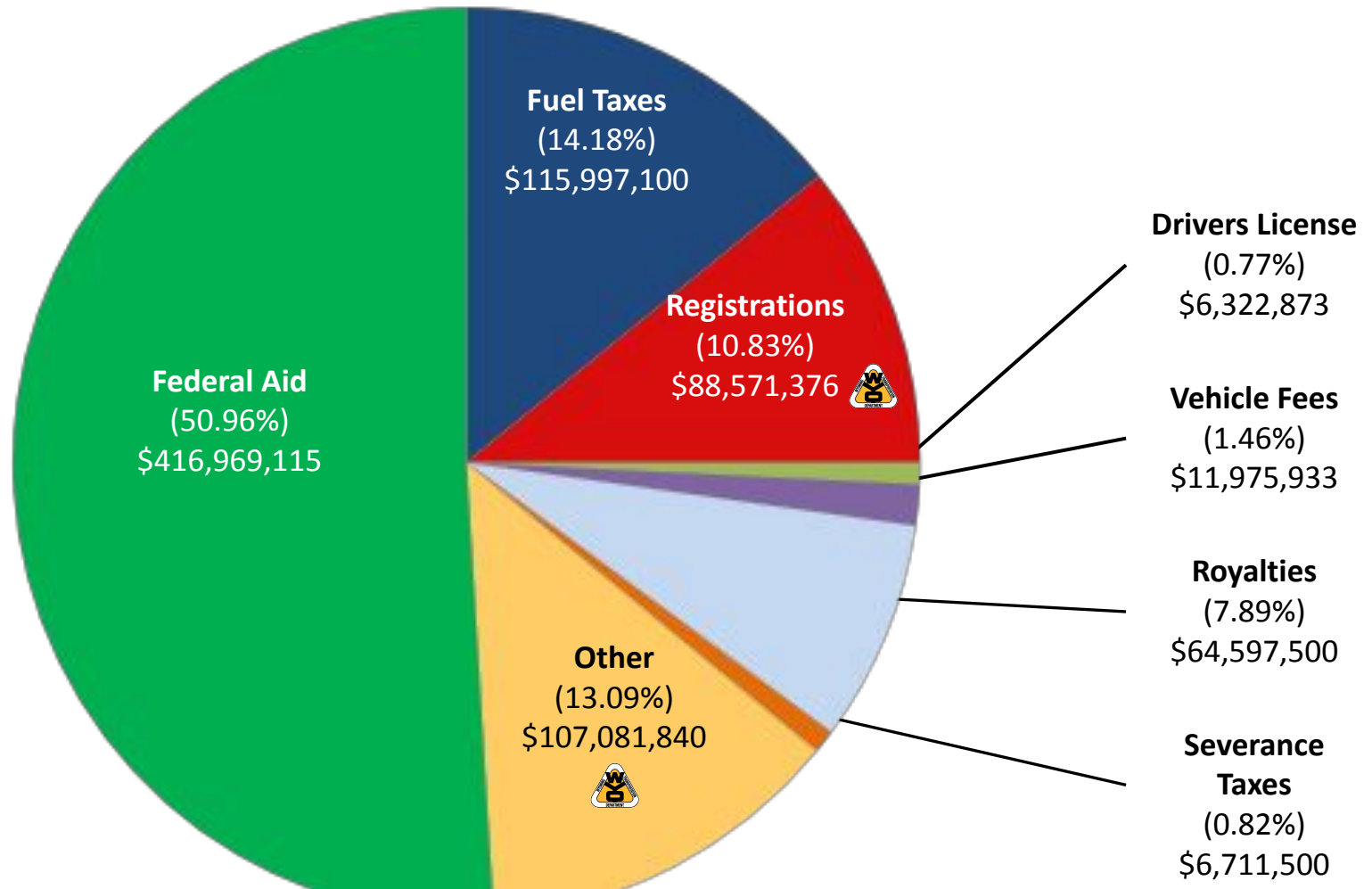


30 Year Detail State Revenue History – Preservation Mode



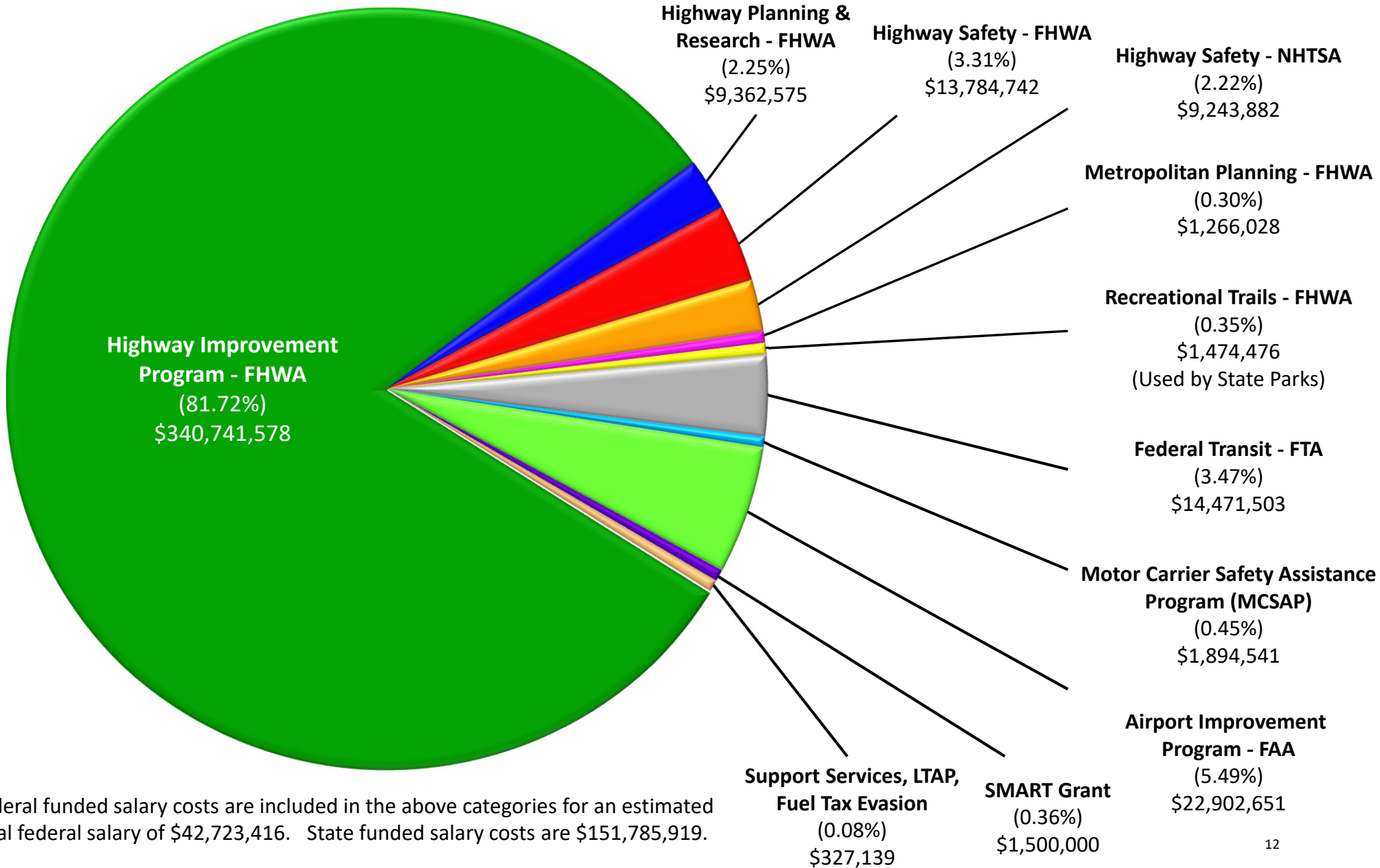
Anticipated Revenue & Carryover

Fiscal Year 2025 - \$818,227,237



Federal Revenue

Fiscal Year 2025 - \$416,969,115



Federal funded salary costs are included in the above categories for an estimated total federal salary of \$42,723,416. State funded salary costs are \$151,785,919.

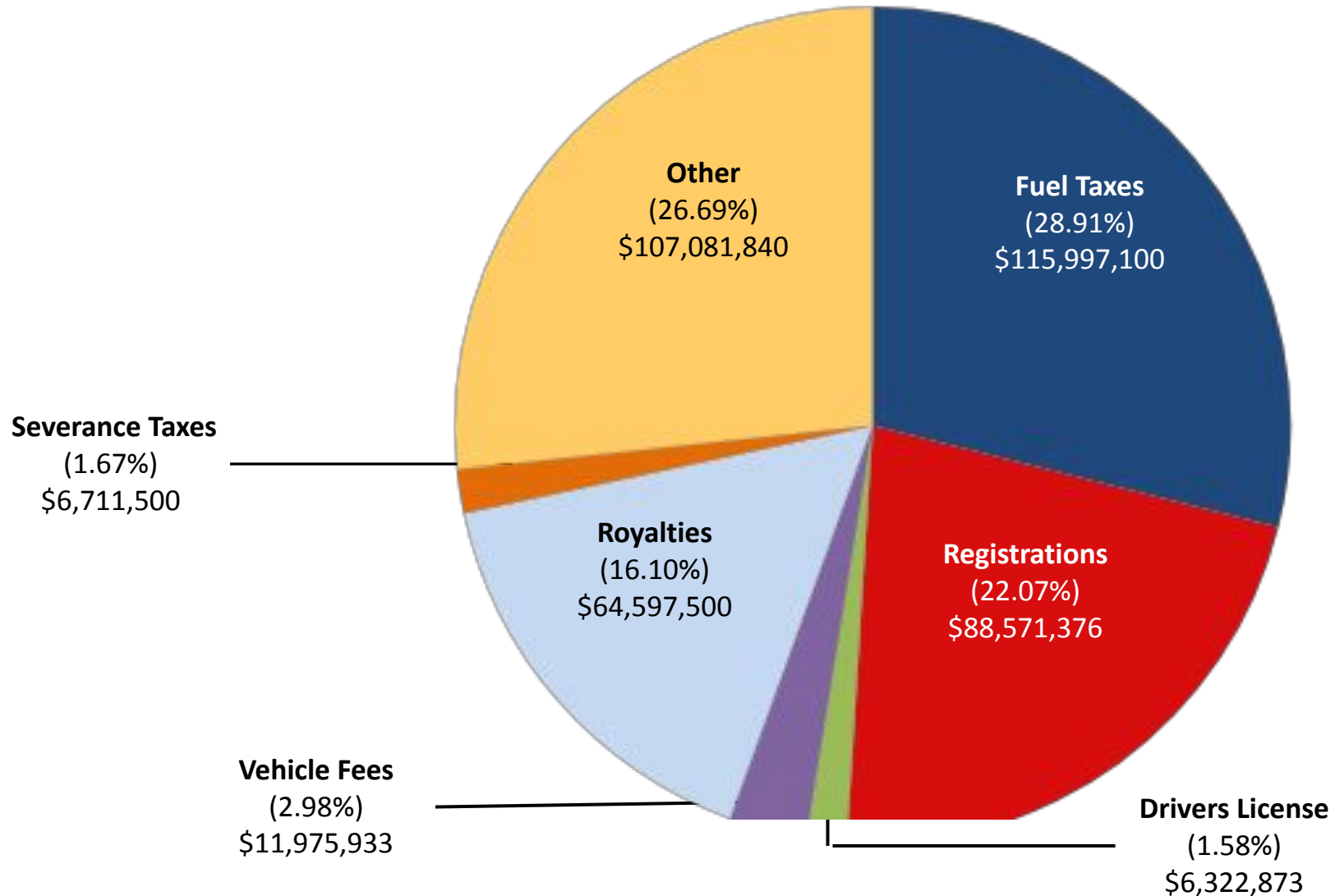
Federal Funding Details



- Federal Funds are SPECIFIC PURPOSE ONLY
 - Federal Highway Administration (FHWA) funding is for federal eligible roads (6,297 miles of 6,728 miles).
 - Federal Transit Administration (FTA) funding is for transit purposes – and provides reimbursements to the locals
 - Federal Aviation Administration (FAA) funding is for airport purposes – and provides reimbursement to the locals.
 - Other Federal Funds are available but are specific purpose of the federal program.
- Federal funds, of any kind, are not available for:
 - Vehicles and Road Equipment.
 - Building Construction, Maintenance, or Modifications.
 - Payroll charges not directly related to eligible projects.
 - Routine Highway Maintenance (Pothole Patching, Signing, Snow Removal, Roadside Landscape, Line Painting, Mowing etc..)
 - Non-Highway, non-aeronautics, non-transit project related expenditures.

State Revenue & Carryover

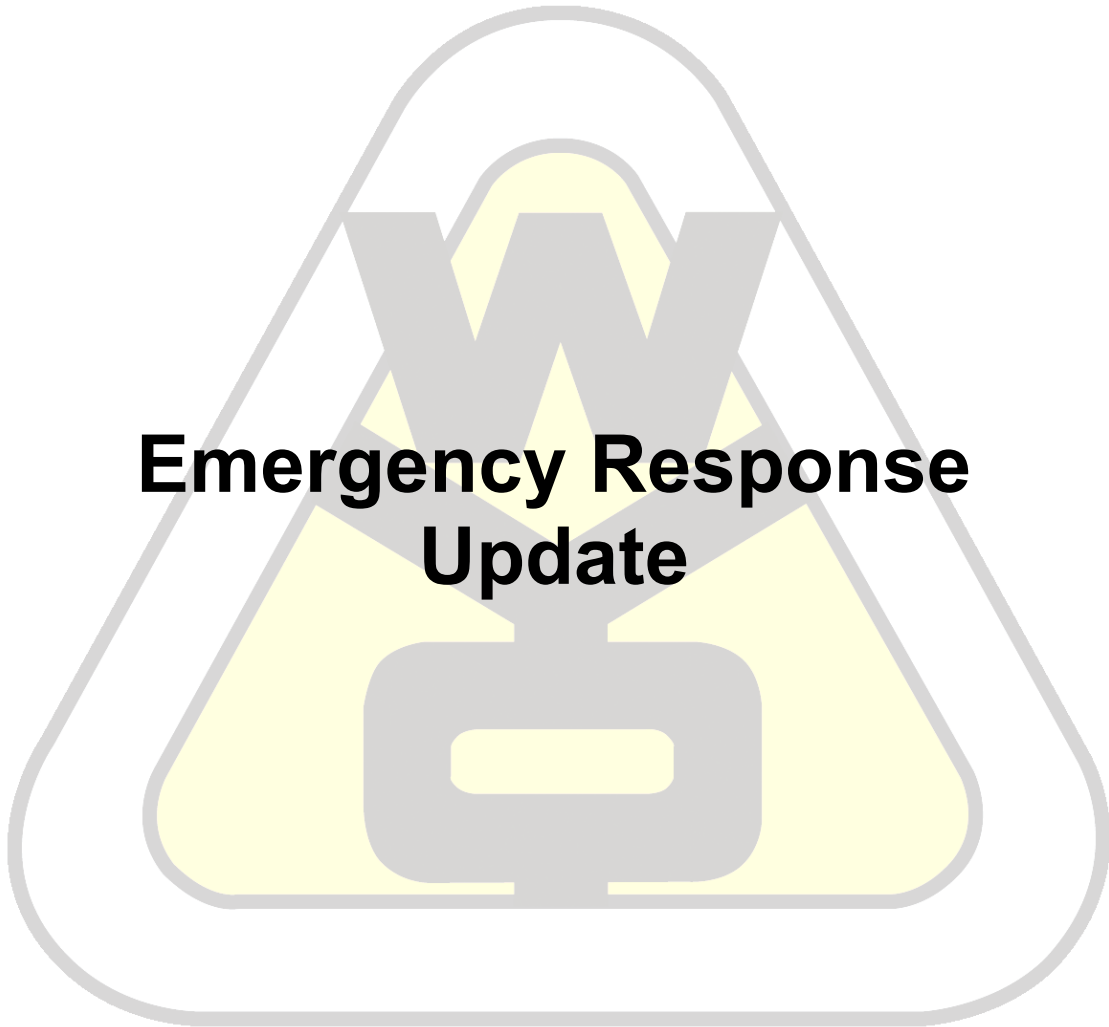
Fiscal Year 2025 - \$401,258,122



State Funding Details



- Everything the Federal Funding cannot be used for:
 - Highway Patrol/Port of Entry
 - Routine Highway Maintenance Activities performed by WYDOT personnel
 - Snow Removal
 - Road Surfacing/Patching
 - Rest Area Maintenance
 - Etc.
 - Salaries (not related to federal project expenses)
 - Vehicles and Road Equipment.
 - Building Construction, Maintenance, or Modifications.
 - Etc.



**Emergency Response
Update**



WYDOT Emergency Response Updates May 2025

Teton Pass and Mudslide Overview



- **June 6:** Teton Pass closed due to road damage
- **June 6:** Teton Pass reopened, damaged area continues to be monitored
- **June 7:** Teton Pass closed due to mudslide
- **June 8:** Teton Pass road failure, long-term closure expected
- **June 10:** Teton Pass road closure continues, interim detour planned
- **June 11:** Transportation Commission approves Teton Pass detour
- **June 13:** Transportation Commission awards emergency contract for Teton Pass mudslide repair
- **June 28:** Teton Pass reopens to commuter, tourist traffic
- **July 8:** RFP issued for CM/GC
- **August 2:** Transportation Commission awards emergency contract for the first work package on Teton Pass landslide
- **September 12:** Transportation Commission awards emergency contract for the second work package on Teton Pass landslide
- **December 16:** Work on Teton Pass pauses for winter; work to resume in April
- **April 2025:** Contractor starting to mobilize and working on snow removal
- **July 31, 2025:** Contract completion date



Detour - Roughly triples travel time from Victor, ID - from 24 to 85 miles - ITD estimated economic impact of \$700,000 per day.

Teton Pass and Mudslide Overview

Mudslide - MP 15



- Work:
 - Cleanup (mud, debris)
 - Weigh scale repairs
 - New box culvert to divert mudflows under highway
- Cost - \$1.4M ±



Teton Pass and Mudslide Overview



Big Fill Slide



Teton Pass overview



Big Fill Slide

- 2 work packages negotiated with Ames
- WP1-excavation & shoring -Early August
 - Included temporary shoring using soil nails
 - \$11M ±
- WP2 included the final design – Early September
 - Drainage Blanket & Horizontal Drains
 - Foundation Improvement using micro pile
 - 2 rows/50 foot long drilled piles within a concrete cap
 - Alternating layers of FGA and processed backfill material to achieve target unit weight of 60 PCF
 - Lift heights of 4' with biaxial geogrid reinforcing layers every 2'
 - Hilfiker wire baskets facing on 1.5:1 reinforced slope
 - \$30M ±
 - All Teton pass repair costs are eligible for FHWA Emergency Repair (ER) funding



Green River Tunnel Overview



- On Feb. 14, 2025 a multi-vehicle crash took place at mile marker 90.2 westbound on Interstate 80, within the Green River Tunnel.
- In total, WHP believes 26 vehicles were involved in the event: 10 passenger vehicles and 16 commercial vehicles.
- 6 commercial vehicles and 2 passenger vehicles were completely destroyed by the fire.
- Three fatalities were confirmed.
- WYDOT immediately detoured all traffic through Green River while crews worked the scene.

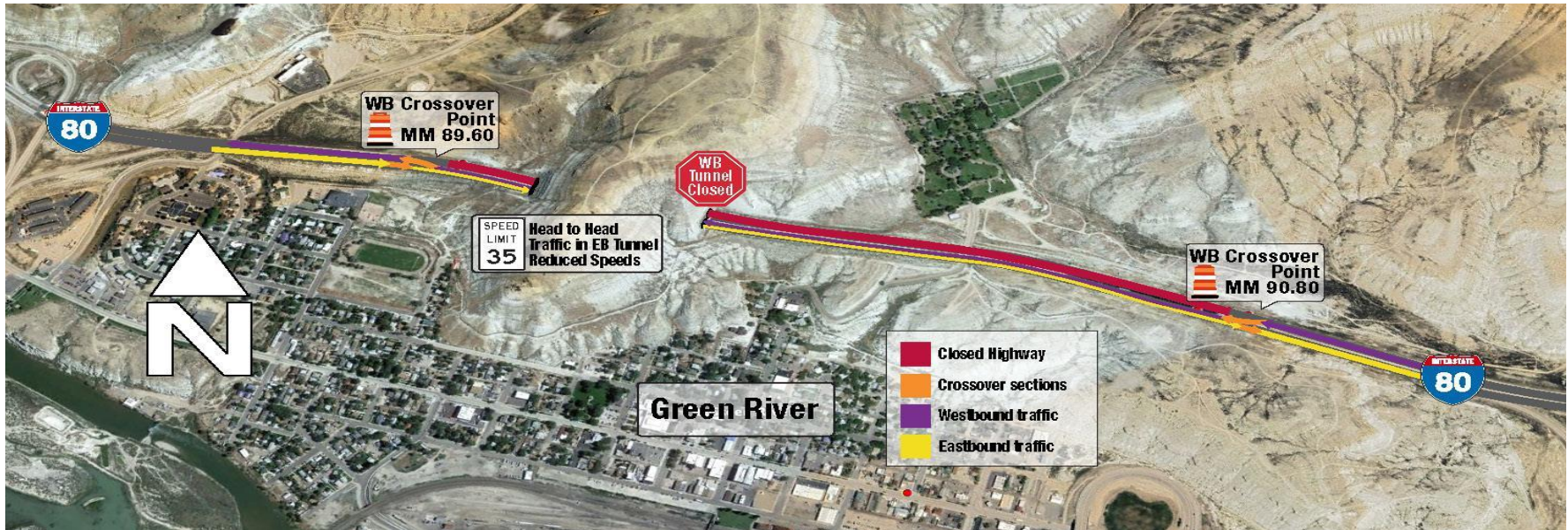


*Aerial view of the crash site, showing some of the vehicles in their final rest positions. (Source: Sweetwater County Sheriff's Office; annotated by NTSB) [NTSB preliminary report](#)

Green River Tunnel Traffic Control



- Feb 15** - structural engineers inspect eastbound tunnel to confirm safety.
- Feb 16** - crews begin setting barrier & signage in preparation for head-to-head traffic.
- Feb 20** - traffic is moved to head-to-head in the eastbound tunnel.
- Feb 27** - traffic is detoured through Green River for one day for concrete barrier reset.
- March 1** - traffic is detoured through Green River to mill and pave west crossover.
- March 11** - traffic is moved back to head-to-head through the eastbound tunnel.



Green River Tunnel Clean up



- Clean Harbors is contracted to do the clean up work, begins work on March 17.
- Work is completed April 6th.



Tunnel Damage & Inspection



- In-depth inspections started April 7th
 - WYDOT, FHWA, consultants, NTSB
 - LiDAR survey of tunnel scheduled week of April 14th
 - Inspection results will determine needed repair work, schedule and contracting method
- Would like to have repairs completed before upcoming winter season
- Detour and Repair costs are eligible for FHWA Emergency Repair (ER) funding
- Current Costs (4/10/25) - \$980k
- Green River detour
 - Monitored daily while in use
 - WYDOT repaired as needed



Wildfire Summer/Fall 2024 Overview



- Fires in Platte, Goshen, Sheridan, Johnson, Fremont, and Park counties
- WYDOT maintenance teams provided:
 - Traffic control
 - Sign, fence, guardrail replacement
- Repair costs are eligible for FHWA Emergency Repair (ER) funding
- Current Costs (4/10/25) - \$992k



Incident overview



House Draw Fire - I-90 - August 2024

- Burned traffic signs, guardrail barriers, snow fences, and R/W fence for about 14 miles along I90.
- WYDOT maintenance teams provided:
 - Several maintenance teams for guardrail replacement, traffic sign replacement, and 15 miles of fencing work.




Incident overview



Elk Fire - US14 - Sept 2024

- Closed highway for 24 days
- Damaging many miles of guardrail on the steep grades coming down the mountain.
- WYDOT maintenance teams provided:
 - Traffic control for Fire Incident Responders
 - Repaired 8 miles of guardrail
 - Replaced 38 traffic signs
 - Addressing the miles of r/w fences and possible mudflows/erosion in spring/summer 2025





Road Project Overview



Mark Gordon
Governor

WYOMING Department of Transportation

"Provide a safe and effective transportation system"

5300 Bishop Boulevard, Cheyenne, Wyoming 82009-3340



Darin J. Westby, P.E.
Director

WYDOT Highway Project (Road Construction) Update May 2025

State Transportation Improvement Program (STIP)

- Six-year, fiscally constrained program approved by the Wyoming Transportation Commission.
- The current STIP, for the years 2025-2030 contains
 - Approximately 500 projects at a cost of nearly \$2.8B
 - Highway projects anticipated to be designed and let to contract
 - Annual projects such as bridge and pavement inspection, and asset management systems
 - Also contains planning studies, research funding, aeronautics, and transit projects
- Project Selection for the STIP - information considered
 - Data driven approach with local (district/public) input
 - Bridge and pavement projects developed from the candidate list that are built from the bridge and pavement management systems - condition based
 - Maintenance history
 - Traffic volume and types (cars, trucks, equipment)
 - Safety - Crash history - turning movements
 - Material sources
 - Other projects in the area - Detour or traffic impacts
 - Development in the area (housing, mineral, agricultural, tourism, business)
 - Environmental items (wildlife, geohazards, waterways, etc.)
 - Active transportation (sidewalks, pathways, transit, ADA)
 - Right of way - land ownership
 - Budget - estimated federal and state funds
 - Performance measures

Road Construction projects

- 300± projects being designed
- 101 road construction projects to be let and awarded for FY 2025, total estimated value \$401.6M
- Between carry-over projects from previous years and new ones, 131 highway projects with potential impact on the traveling public are taking place this construction season

- Large projects (over \$20M)
 - I-90 Montana - Ranchester (Montana State Line) \$34M
 - I-80 Cheyenne - Pine Bluffs (Burns Interchange) \$26.6M
 - I-80 Rock Springs - Rawlins (Patrick Draw) \$30M
 - US 189 Kemmerer South Wildlife Crossing Estimate \$31 million - July letting
- Estimated quantities for FY25
 - Approximately 480 miles of pavement work
 - Base Materials (CY) = 361,000
 - Milling (SY) = 2,680,000
 - Concrete Pavement (SY) = 11,000
 - Plant Mix Materials (Tons) = 724,000
 - Binder Materials (Tons) = 42,000
 - 21 on-system bridge replacements
 - 50 on-system bridge rehabilitations
 - 8 off-system bridge replacements
 - 2 off-system bridge rehabilitations
- 30 airport improvement projects for nearly \$59 million to be undertaken in FY 2025

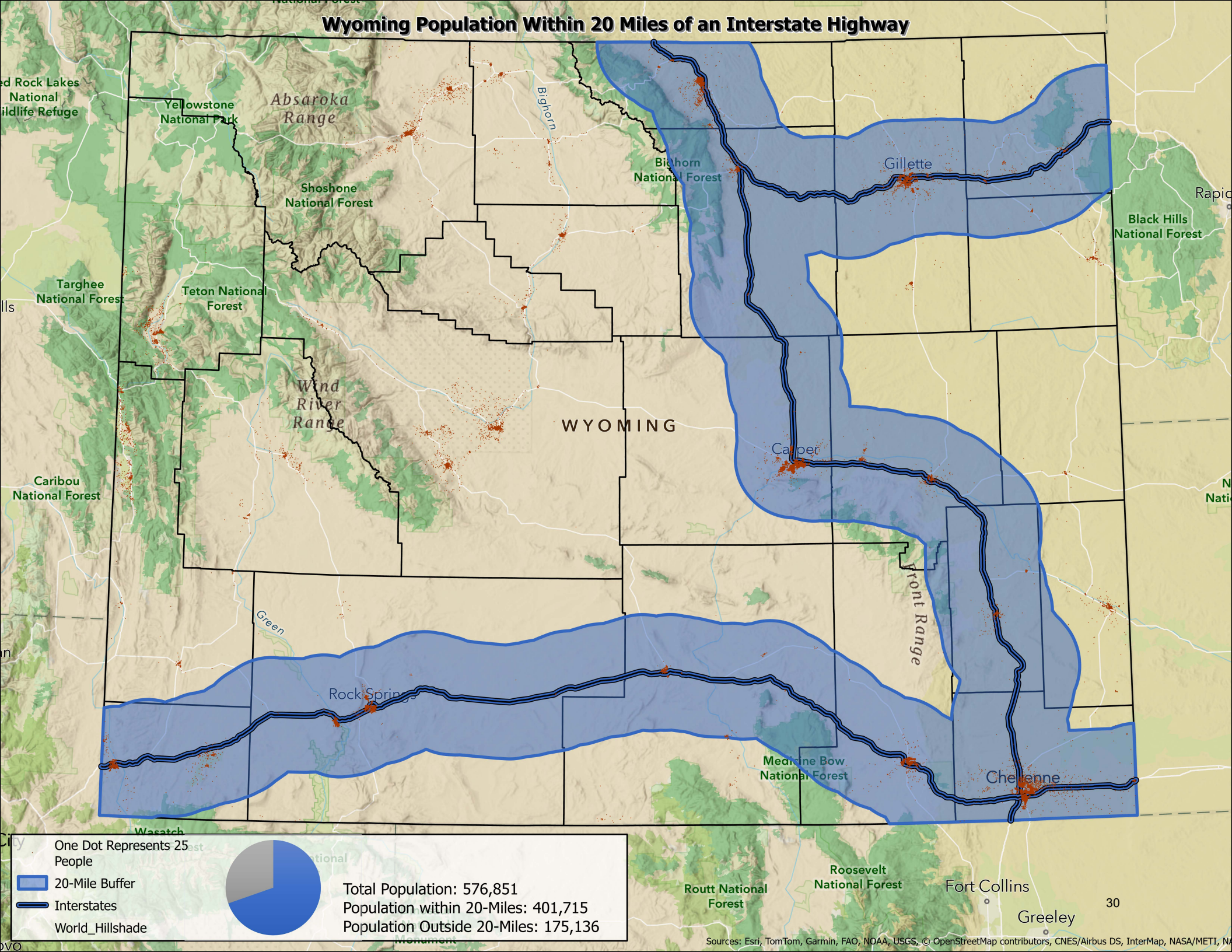
WYDOT Inventory

- 6,700 centerline miles of highways
- 16,584 lane miles of highways
- 1,977 bridges and tunnels (plus we inspect another 850 for locals)
- 4,000 structures (pipes/box culverts, walls, lighting, sign structures, irrigation, etc.)
- 42,200 culverts
- 800 miles of guardrail
- 80,000 signs
- 12,000 miles of fence
- 476 buildings (274 unoccupied - example: salt/sand shed)
- 4,400 pieces of equipment
- Annual Striping
 - Solid Yellow 10,000 miles
 - Dashed Yellow 1,500 miles
 - Solid White 10,000
 - Dashed White 500 miles

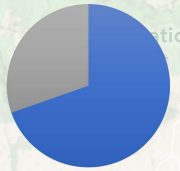
2025 State Transportation Improvement Program

- Here is the link to the online FY2025 [STIP](#)

Wyoming Population Within 20 Miles of an Interstate Highway



- One Dot Represents 25 People
- 20-Mile Buffer
- Interstates
- World_Hillshade



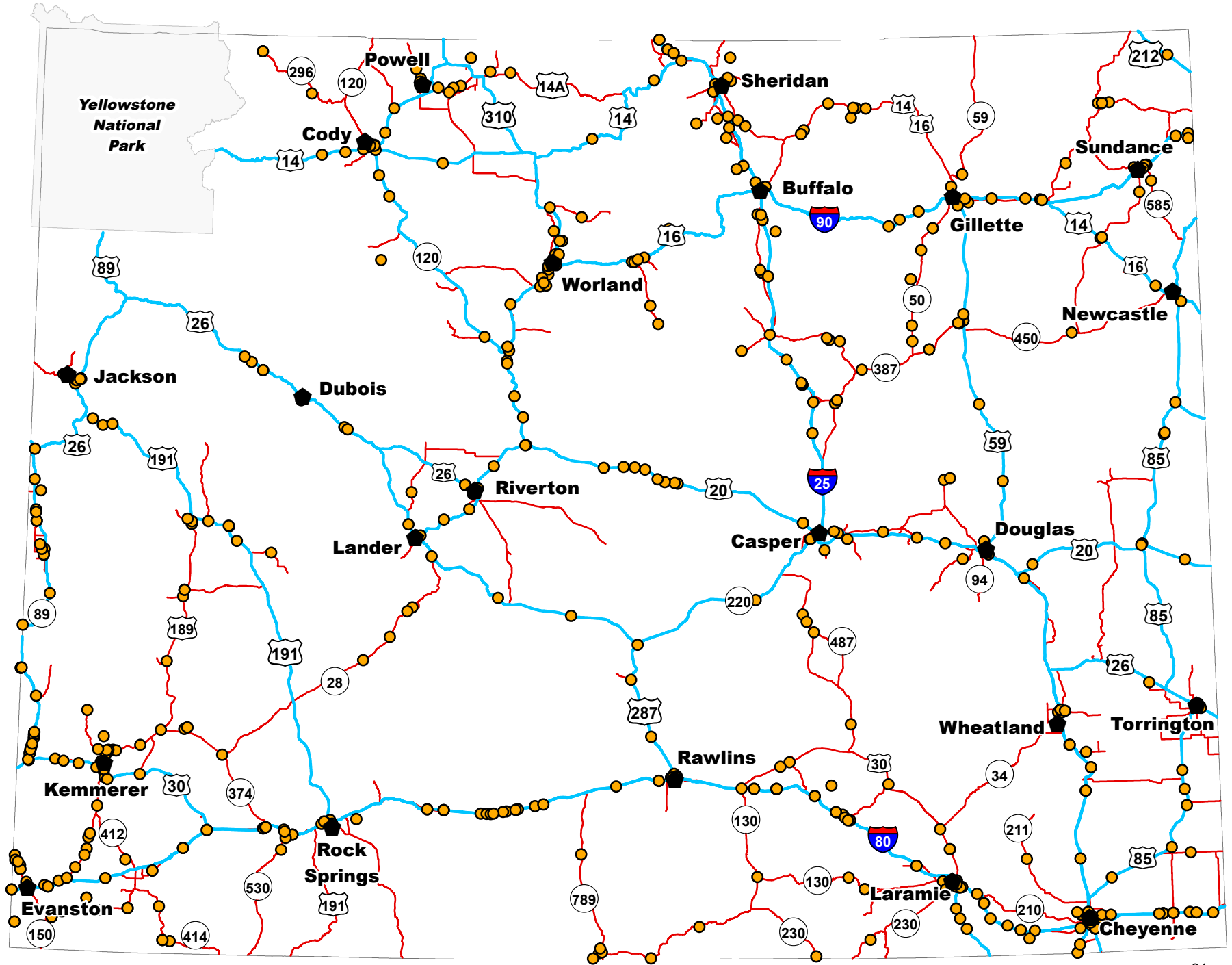
Total Population: 576,851
Population within 20-Miles: 401,715
Population Outside 20-Miles: 175,136

2025 STIP Projects on High and Low Priority Routes

● 2025 STIP Projects

— NHS - High Priority Routes

— Non-NHS - Low Priority Routes





**Wyoming Highway
Patrol Update**



COLONEL TIM CAMERON
Administrator



"Guardians of the Cowboy State"



MARK GORDON
Governor
DARIN J. WESTBY, P.E.
Director, WYDOT

Wyoming Highway Patrol Update May 2025

➤ **Communication Center Operations**

- Provide 24-hour dispatch service for nine agencies.
 - Wyoming Highway Patrol (WHP), Wyoming Game & Fish, State Parks, Bureau of Land Management, State Brand Inspectors, US Forest Service, Livestock Law Enforcement, Division of Criminal Investigation, and Wyoming State Board of Outfitters and Professional Guides
- Operates a robust computer-aided dispatch system.
- Migrated WHP Communication Center servers to Amazon Web Services cloud hosting solution.
- Implementing a new phone system that is capable of using next-gen 911 technology.

➤ **Communication Center Staffing**

- Authorized 39 positions
- Dispatcher total April 1, 2025 - 25 (36% vacancy)

➤ **Recruitment & Hiring**

- Since November 2024, we have received 30 applications for Dispatcher II and 130 applications for Dispatcher I, resulting in 28 interviews, three hires, one pending hire, and one 1 in background.
- The posting for dispatch positions is continuously open, with applications being constantly processed.
- Working with agency recruiters and professional standards to ensure Dispatch is represented at hiring events.
- The applicant applies and, pending scheduling and qualification review, is invited to complete the CritiCall Skills test. Applicants who successfully pass the skills test are invited for an interview. Applicants who pass the interview are then entered into the background investigation process. Applicants who satisfactorily complete the background investigation are then identified for final approval for hire or not.
- Employees outside the training cycle can start initial training work in the Center.
- In October 2023, the Dispatcher I salary was raised from \$19.42 to \$22.68 per hour, and the Dispatcher II salary was raised from an average of \$23.83 to \$26.40 per hour.

➤ **Field Operations Bureau restructure from Five Districts to Four Districts**

- Facilitate pushing supervision down to increase direct field supervision
- Reducing mid-level managers (Captains) and supervisors (Lieutenants)
 - Increased availability of funding for additional sergeant positions
- Improving the span of control for all supervisors
- Creating first-line field sergeants



COLONEL TIM CAMERON
Administrator

MARK GORDON
Governor
DARIN J. WESTBY, P.E.
Director, WYDOT

- Creates delineated career advancement opportunities
- Improves leadership development and increases opportunities for promotion to higher levels within the agency
- Provided supervision & management training to all WHP supervisors.
- **Removing special projects and extra duties from Lieutenants and Captains**
 - Duties moved to the Special Operations Bureau
 - Allows dedicated time for preparation and training
 - Single point of contact for deployments
 - Allows field supervisors to focus on managing, leading, and supervising field personnel
 - More direct critical incident management and timely review of the use of force, vehicle pursuits, and investigations.
 - Creates lateral career opportunities for sworn field personnel
 - Crash Team, Investigations, Commercial Carrier, Interdiction
- **Field Personnel**
 - Allocations based on geographics and demand for services
 - Calls for Service
 - Historical Crash Data
 - State Highway Miles
 - Miles Driven by Troopers
 - Plan for 24-hour coverage in the three busiest areas
 - Cheyenne, Casper, Rock Springs
 - Personnel allocations increased to facilitate scheduling 24-hours
- **Open Positions**
 - As of May 1, 2025 - **25** Sworn Vacancies
 - Jackson and Cheyenne: highest vacancies
 - Reasons: Housing and restructuring for 24-hour coverage.
 - 48% of troopers have 5 years or fewer with WHP
 - 23% of troopers have 6-10 years with WHP
- **Retention Strategies**
 - Improve lateral and promotional opportunities
 - Improve availability to develop skillsets based on strengths and interests
 - Decrease on-call time, improved work schedule
 - Dedicated recruiter and recruiting efforts
 - Seek funding for continuing education



WYOMING whp HIGHWAY PATROL



“Guardians of the Cowboy State”

COLONEL TIM CAMERON
Administrator

MARK GORDON
Governor
DARIN J. WESTBY, P.E.
Director, WYDOT

➤ **New District & Troop Map**

