


Fremont County School Districts #14, #21, and #38 K-12 Education Funding



WYOMING LEGISLATIVE SERVICE OFFICE

October 27, 2023

Outline



School District
Demographics



Wyoming School
Foundation Program




K-12 Revenues
Local Sources
State Sources
Federal Sources



Allocation of K-12
Funding Model
Resources

School Year 2022-23 Snapshot



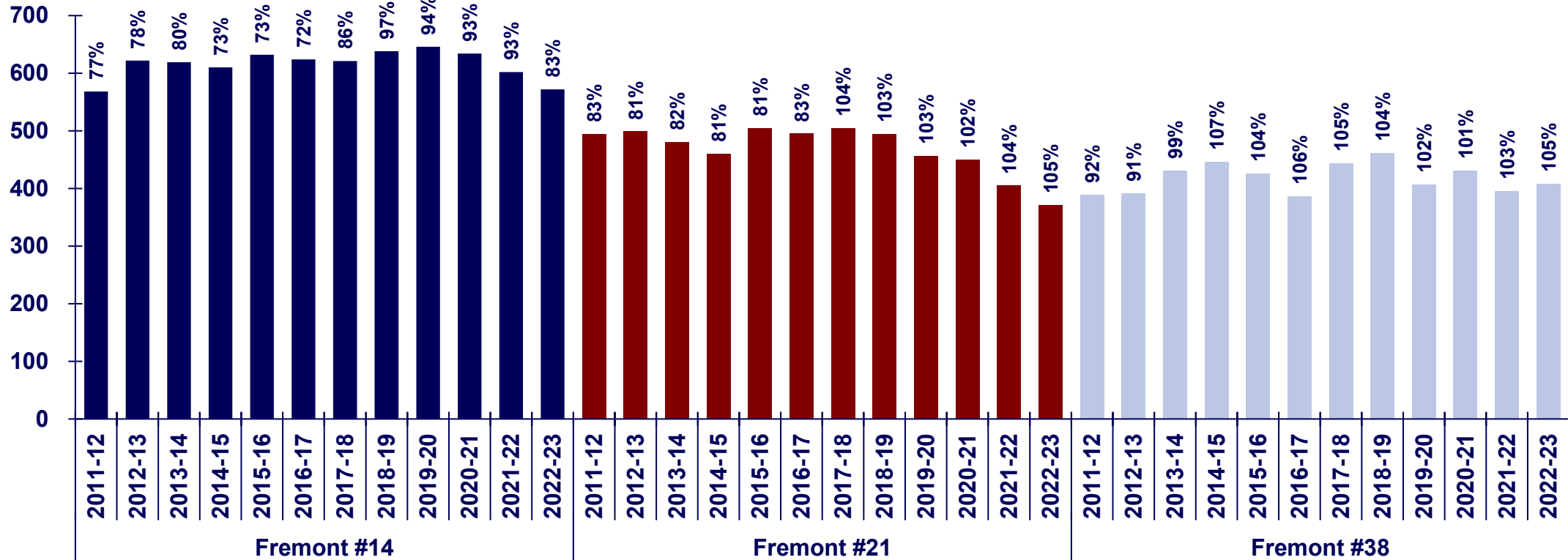
Source: LSO analysis of Wyoming Department of Education data (WDE 602 WISE School District Staff Member Collection and WDE 684 WINDS Data Collection).

Powered by Bing
© GeoNames, TomTom



School District Enrollment

K-12 Student Enrollment (Percent “At-Risk” – ELL, FRL, or Mobile Grades 6-12)

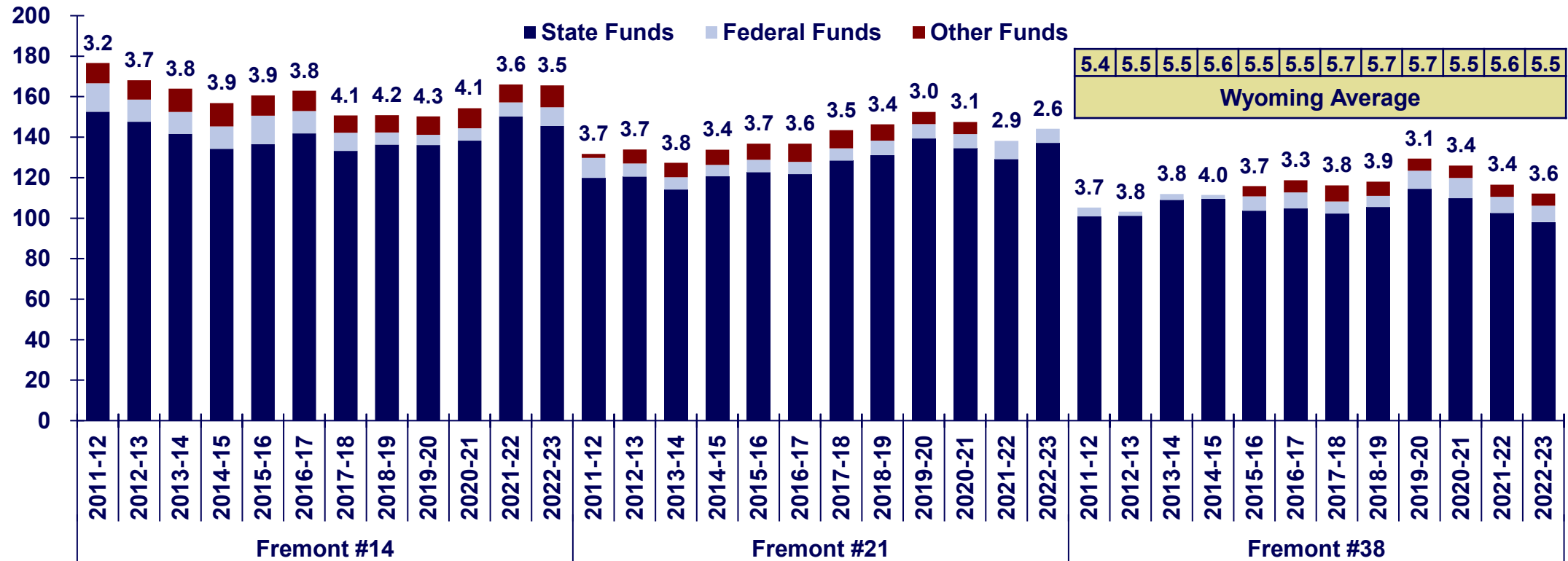


Source: LSO analysis of Wyoming Department of Education data (WDE 602 WISE School District Staff Member Collection and WDE 684 WINDS Data Collection) and K-12 funding models.



School District Personnel

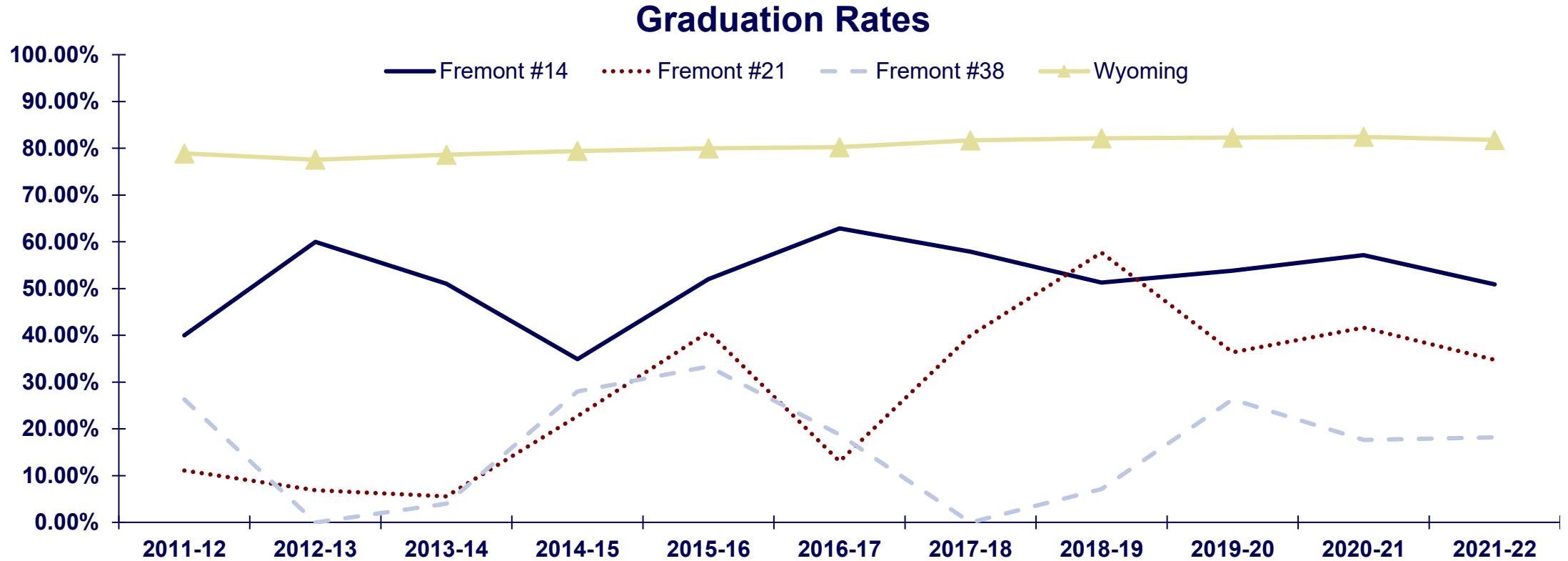
K-12 Personnel (Student to Staff Ratio)



Source: LSO analysis of Wyoming Department of Education data (WDE 602 WISE School District Staff Member Collection and WDE 684 WINDS Data Collection).



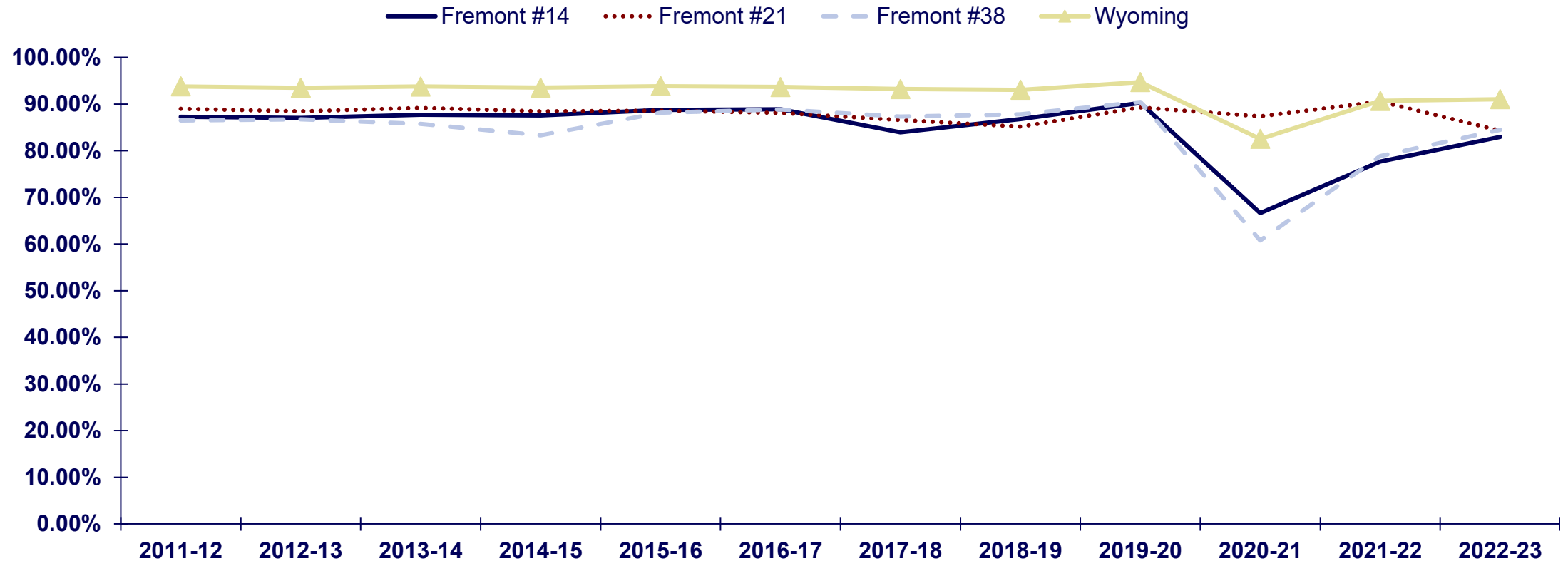
School District Graduation Rates



Source: LSO analysis of Wyoming Department of Education data (Statistical Report Series No. 2).



School District Average Daily Attendance Rates



Source: LSO analysis of Wyoming Department of Education data (Statistical Report Series No. 2).

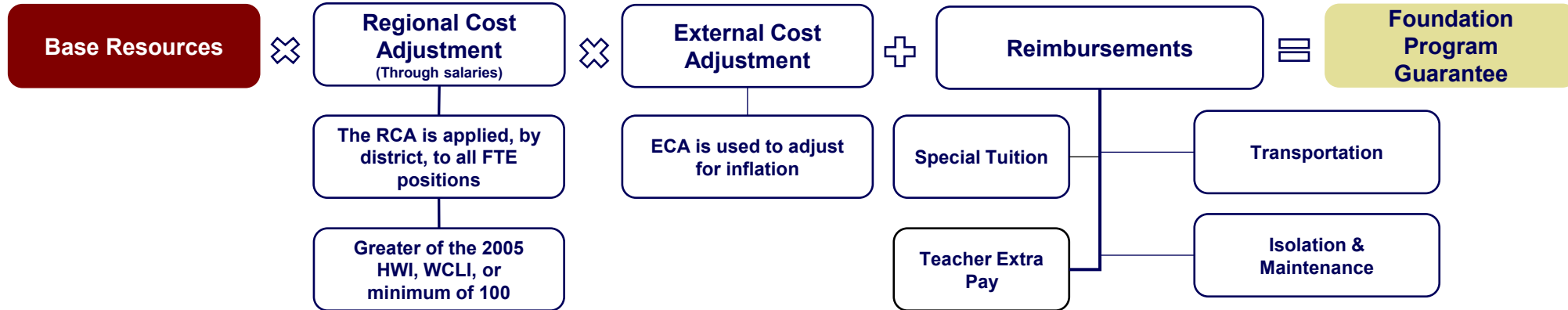


Wyoming School Foundation Program

BASE RESOURCES



FOUNDATION GUARANTEE



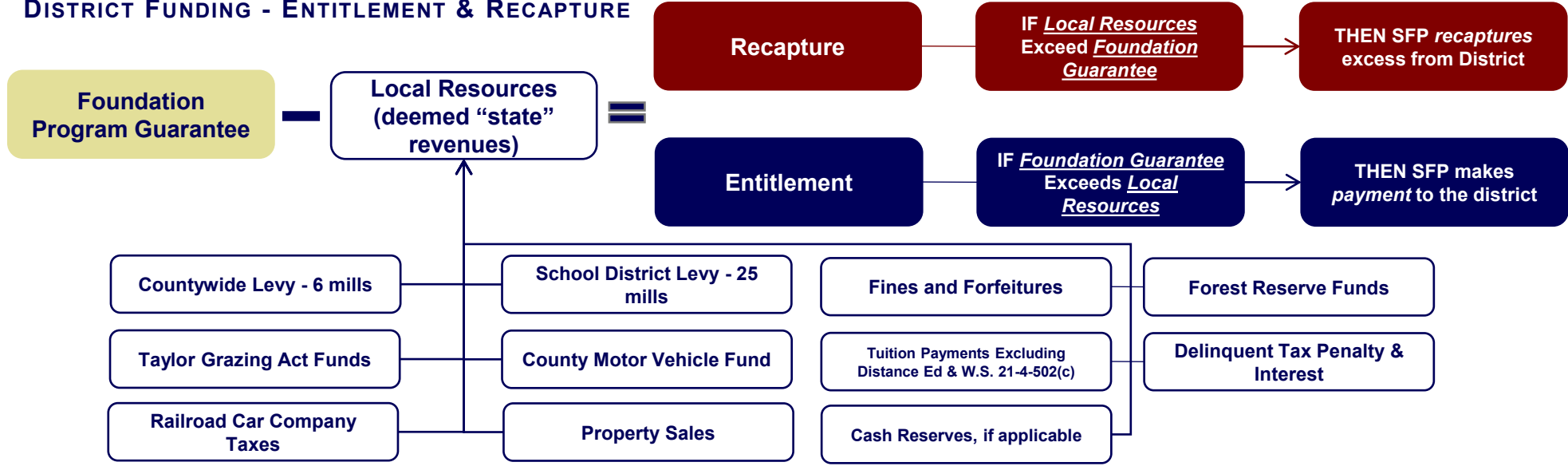
Other: special education, cooperative service agreements, retirement, national board certified teacher program payments, out-of-state tuition, and grants (distance education grants, CTE demonstration and equipment grants, and Wyoming Education Trust Fund innovative program grants). *Note: The items included in "Other" may be considered outside and in addition to the funding model.*

2023 School Foundation Program Flow Chart



Wyoming School Foundation Program

DISTRICT FUNDING - ENTITLEMENT & RECAPTURE

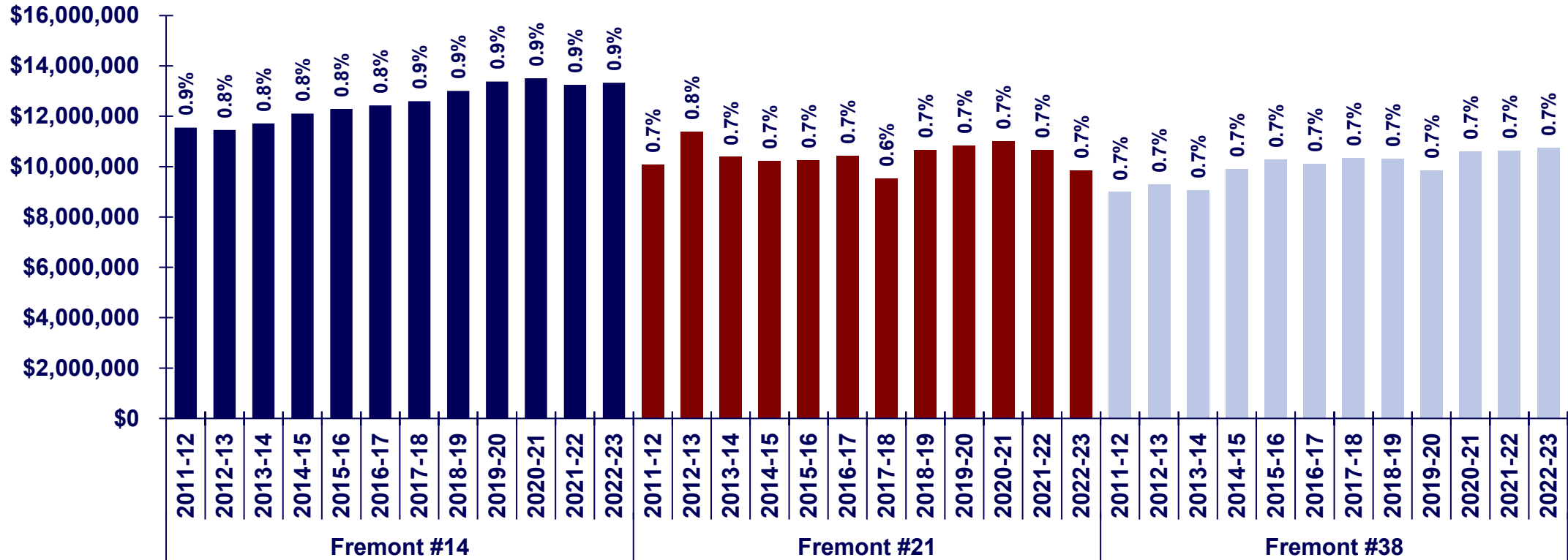


REVENUES DEPOSITED IN THE SCHOOL FOUNDATION PROGRAM ACCOUNT



School Foundation Program Funding

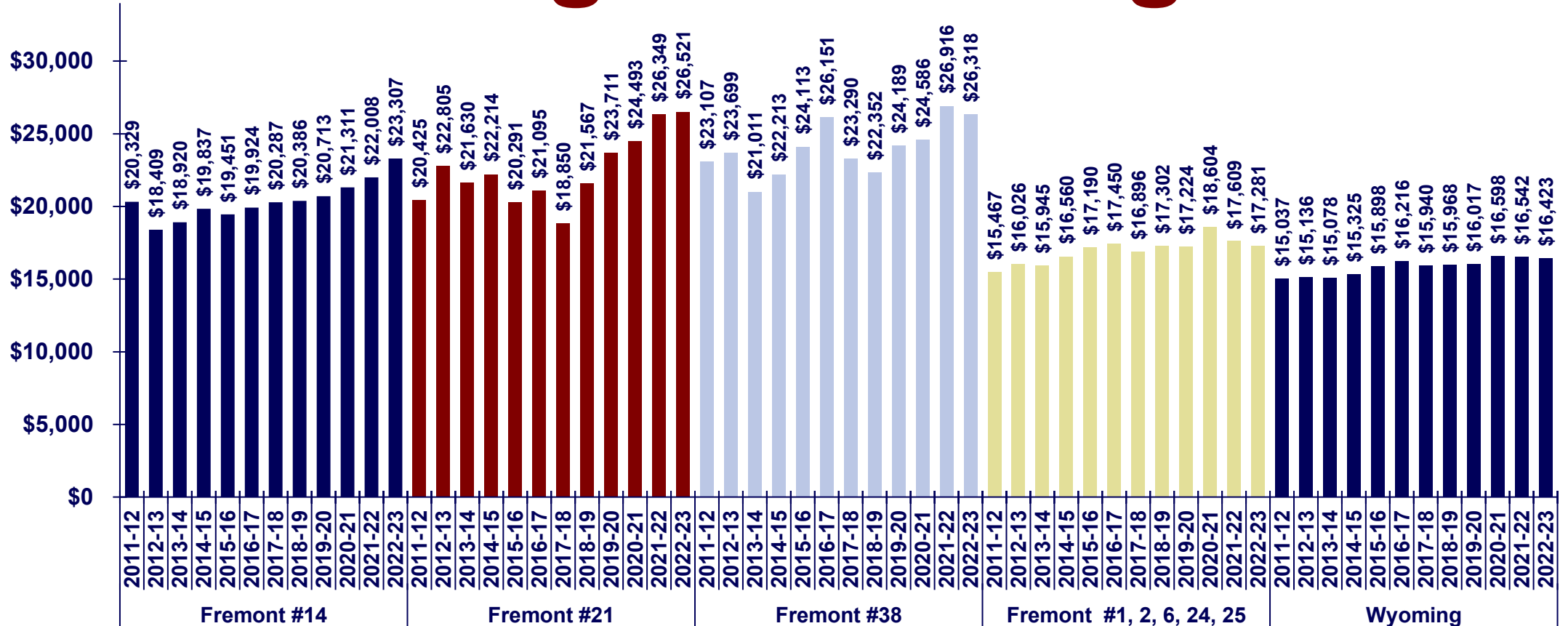
Total Funding (Percent of Wyoming Total)



Source: LSO analysis of Wyoming Department of Education data (WDE 684 WINDS Data Collection) and School Foundation Program funding.



Per Pupil School Foundation Program Funding

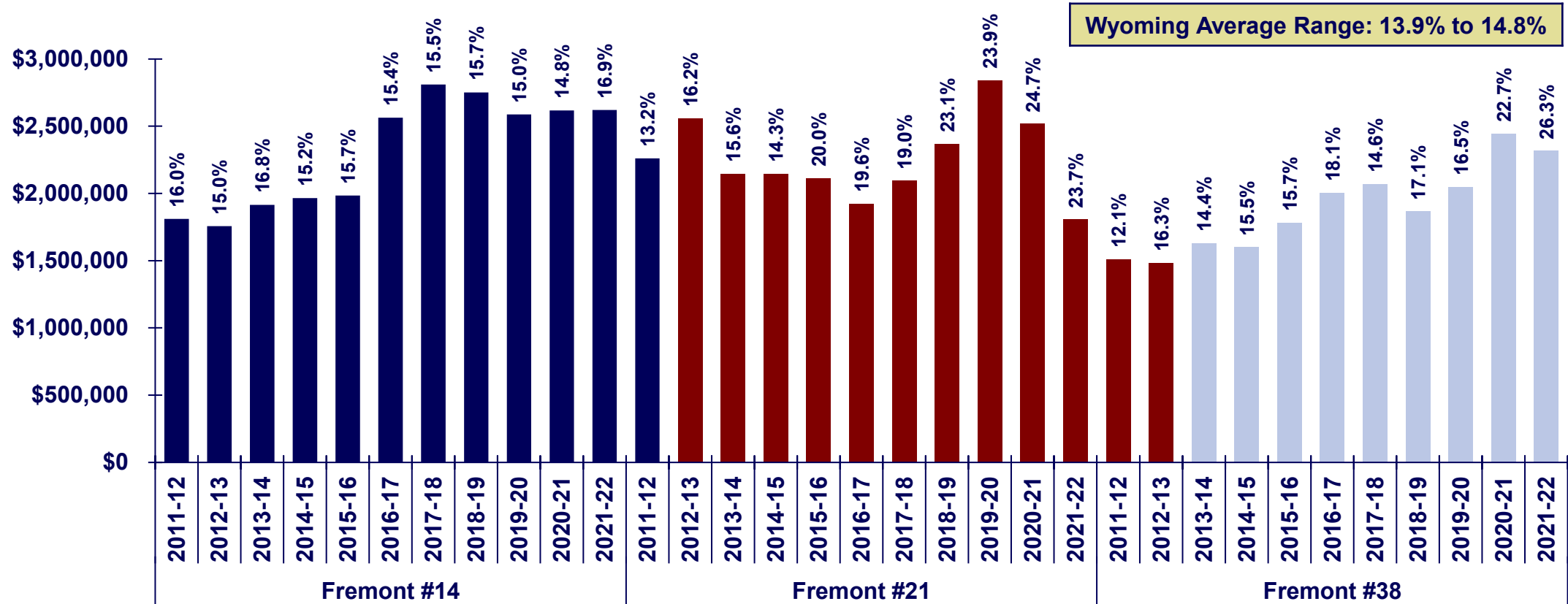


Source: LSO analysis of Wyoming Department of Education data (WDE 684 WINDS Data Collection) and School Foundation Program funding.



State Special Education Funding

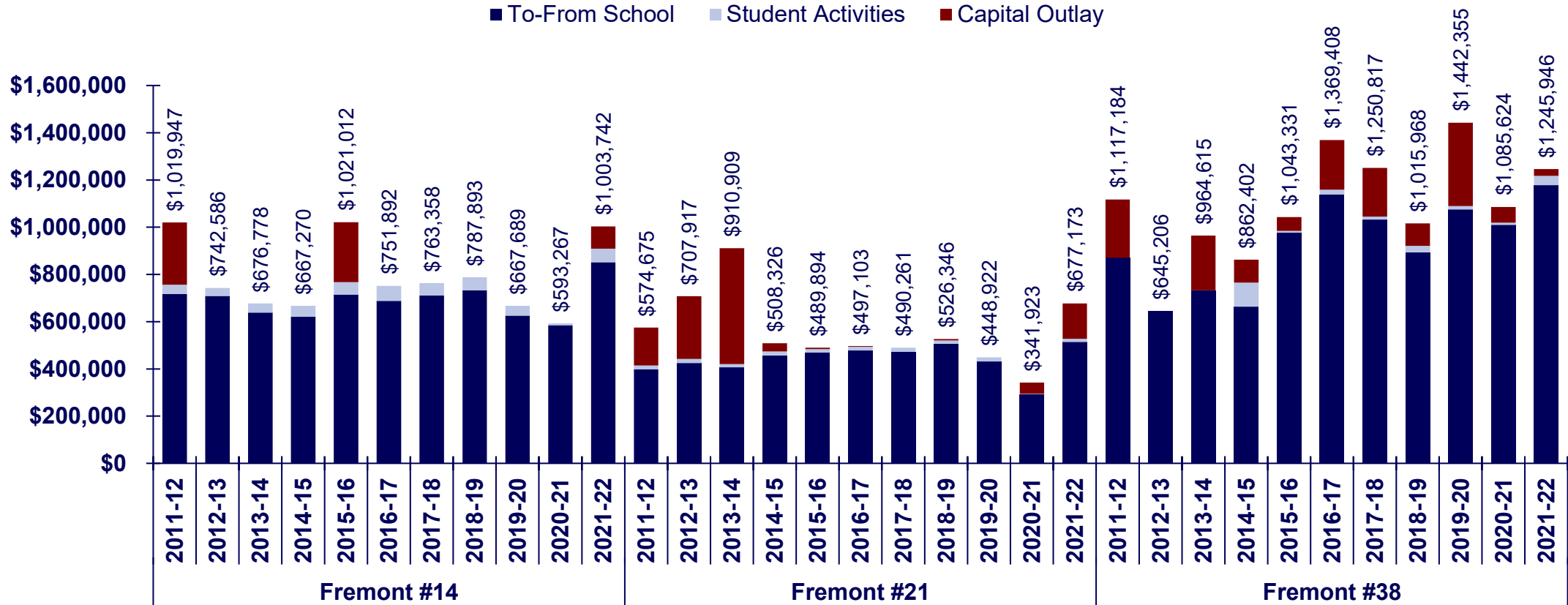
State Special Education Expenditures (Special Education Rate)



Source: LSO analysis of Wyoming Department of Education data (Special Education Expenditures Report).



State Transportation Funding

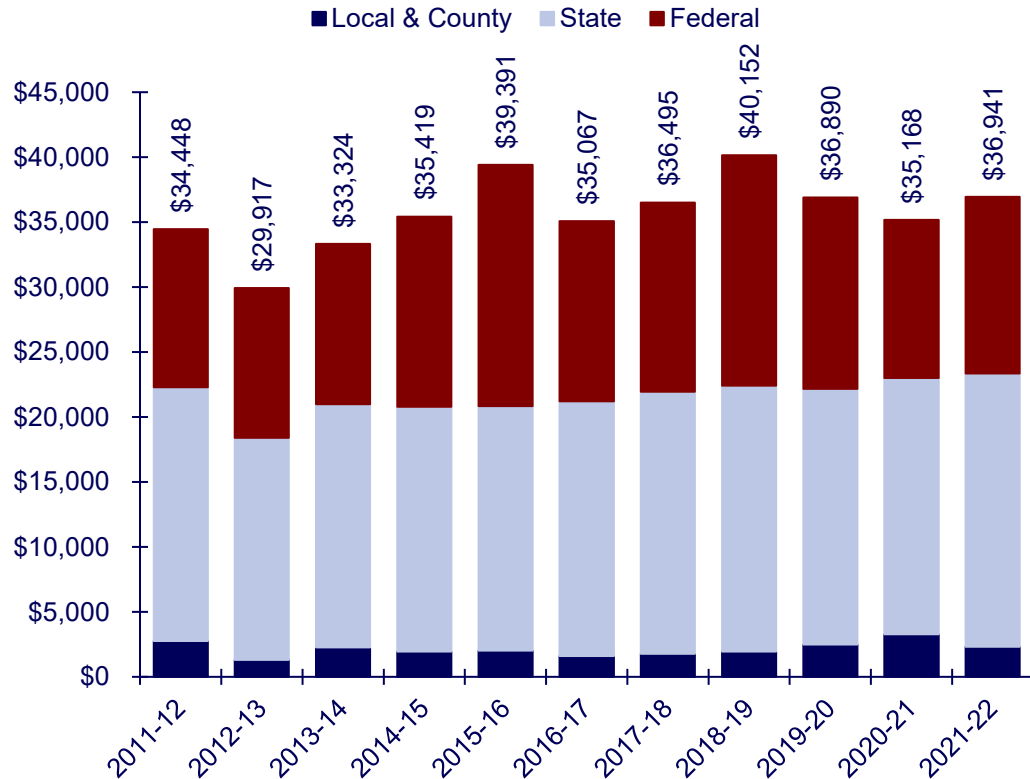


Source: LSO analysis of Wyoming Department of Education data (WDE 601 Annual District Report).

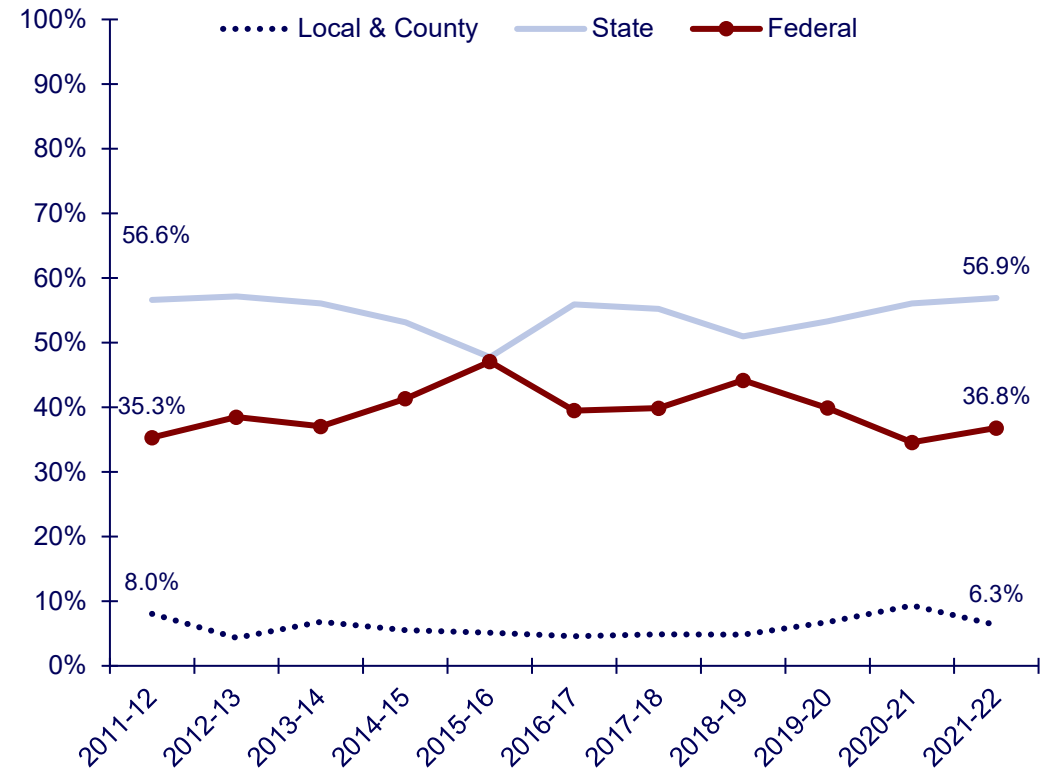


Fremont #14 K-12 Education Operating Revenue

Total Revenue per Pupil



Percentage Distribution

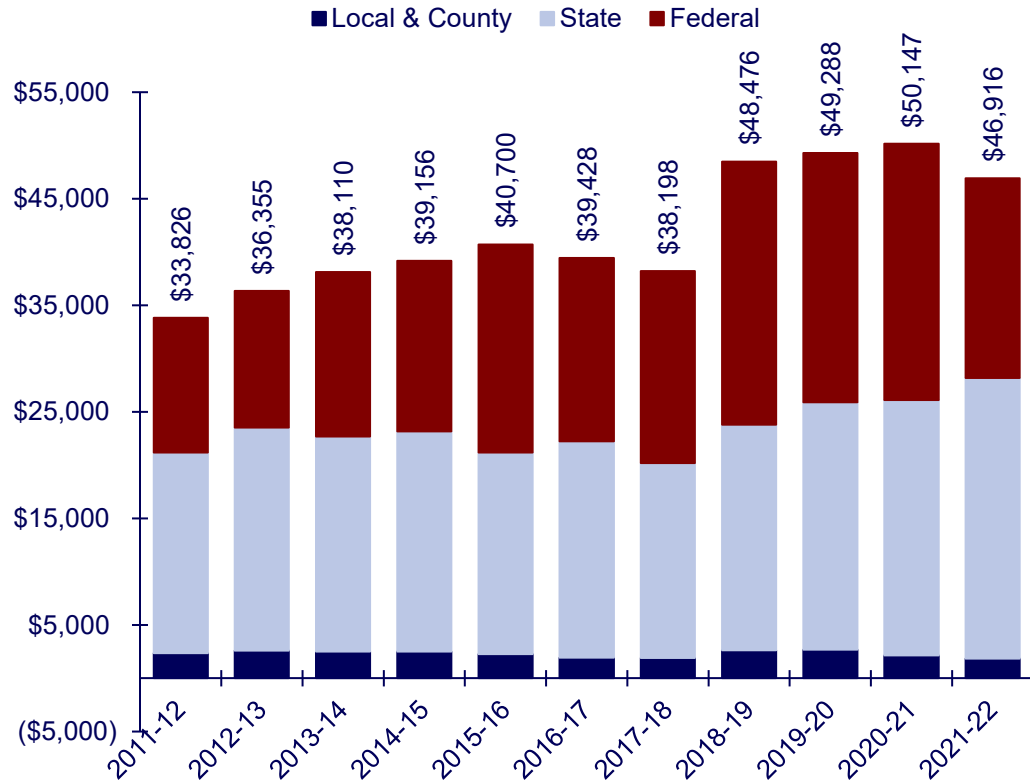


Source: LSO analysis of Wyoming Department of Education data (WDE 684 WINDS Data Collection and WDE 601 Annual District Report).

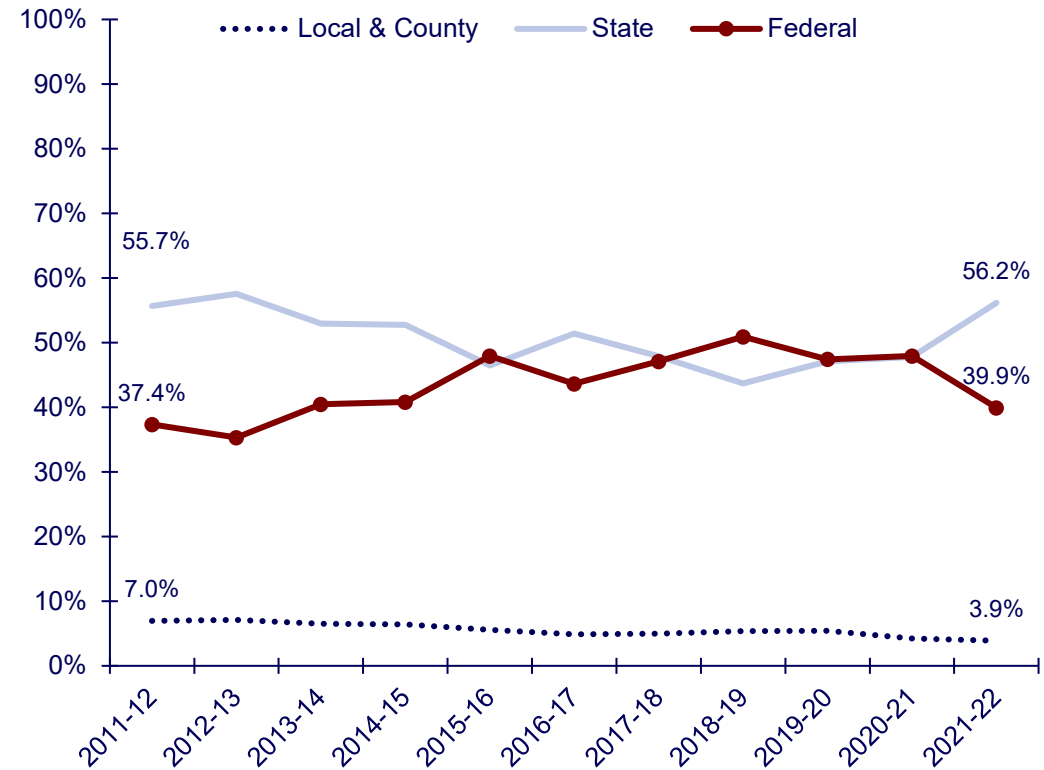


Fremont #21 K-12 Education Operating Revenue

Total Revenue per Pupil



Percentage Distribution

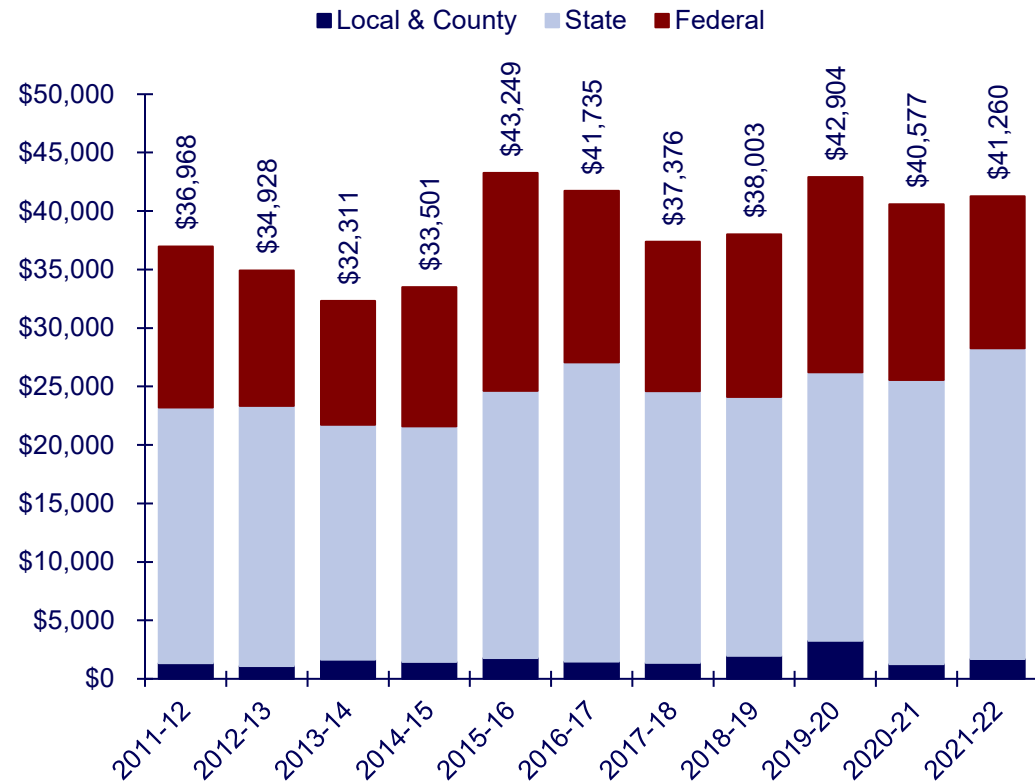


Source: LSO analysis of Wyoming Department of Education data (WDE 684 WINDS Data Collection and WDE 601 Annual District Report).

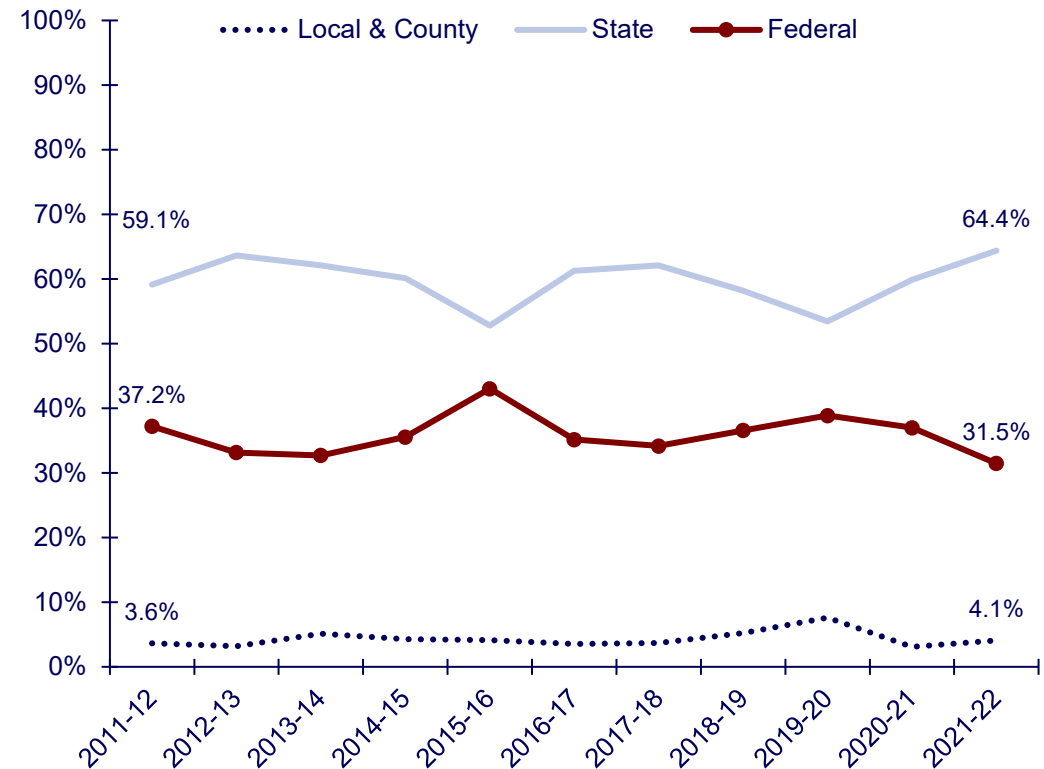


Fremont #38 K-12 Education Operating Revenue

Total Revenue per Pupil



Percentage Distribution

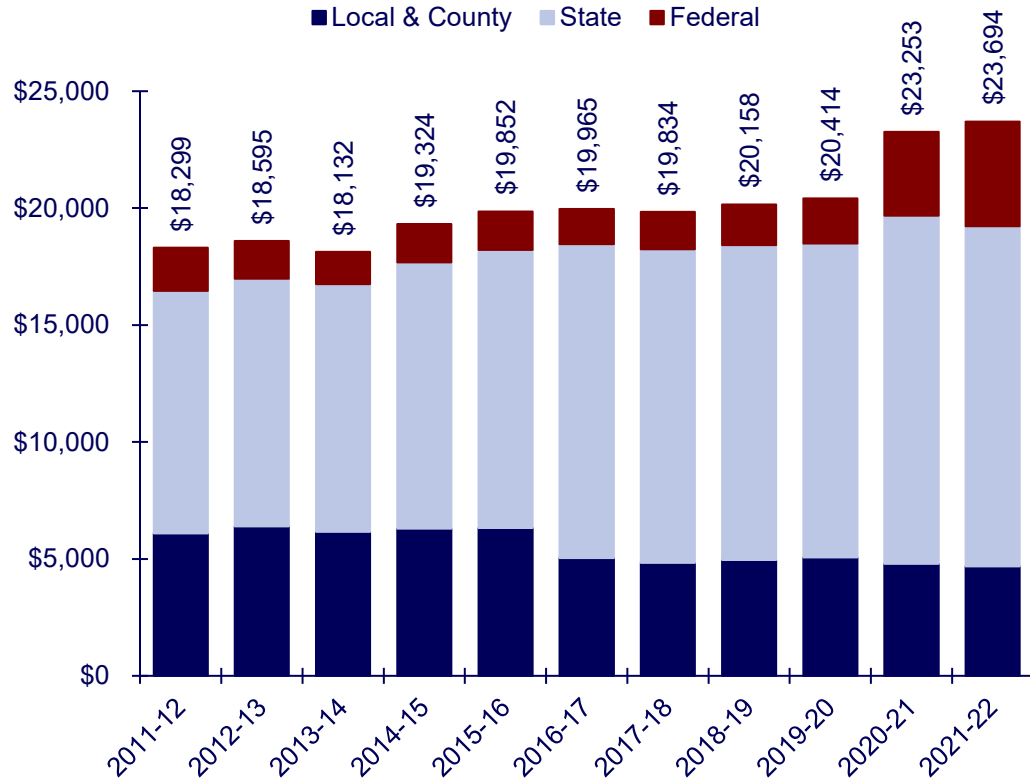


Source: LSO analysis of Wyoming Department of Education data (WDE 684 WINDS Data Collection and WDE 601 Annual District Report).

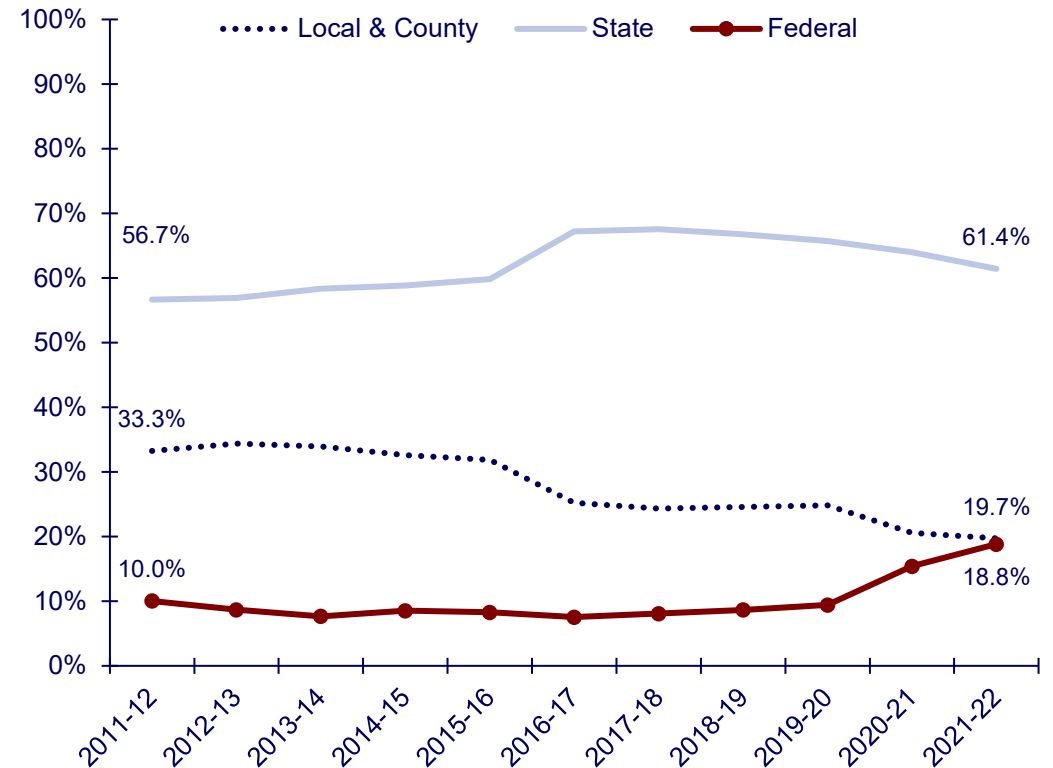


Fremont #1, #2, #6, #24, and #25 K-12 Education Operating Revenue

Total Revenue per Pupil



Percentage Distribution

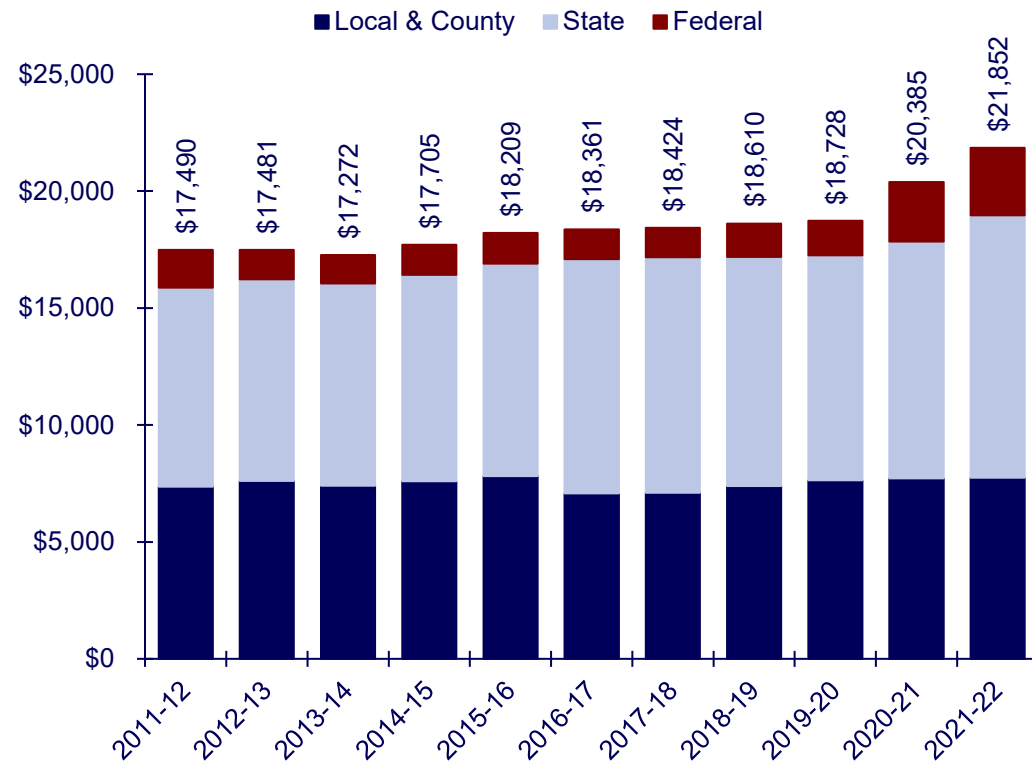


Source: LSO analysis of Wyoming Department of Education data (WDE 684 WINDS Data Collection and WDE 601 Annual District Report).

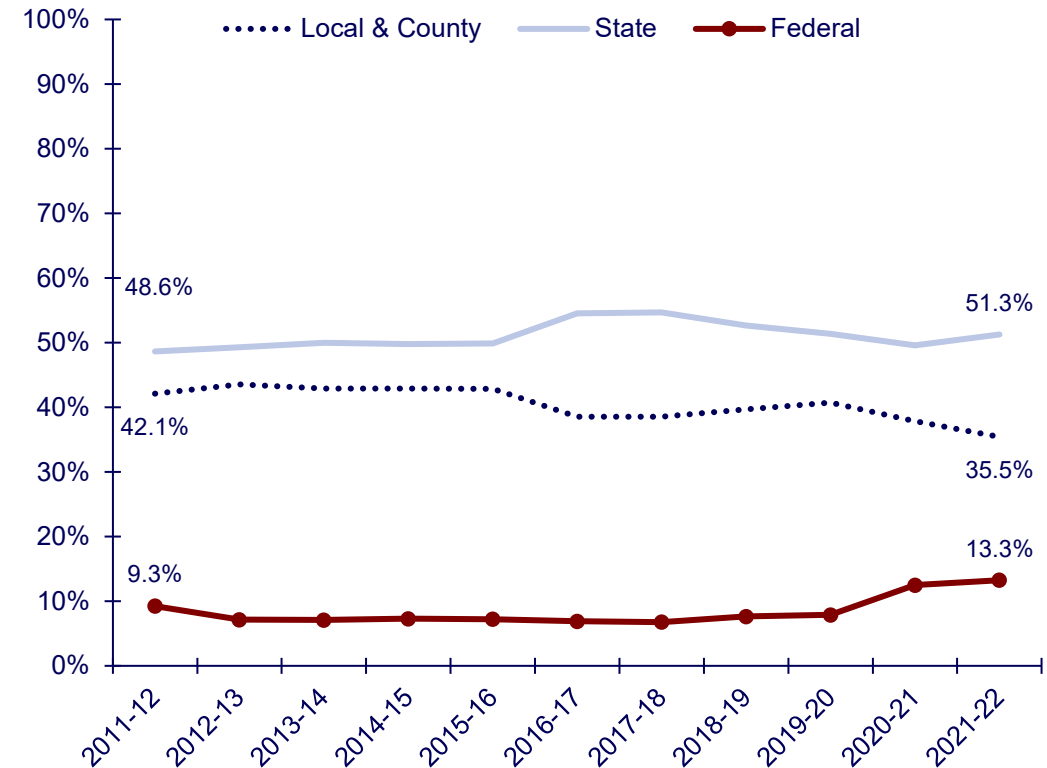


Wyoming K-12 Education Operating Revenue

Total Revenue per Pupil



Percentage Distribution



Source: LSO analysis of Wyoming Department of Education data (WDE 684 WINDS Data Collection and WDE 601 Annual District Report).

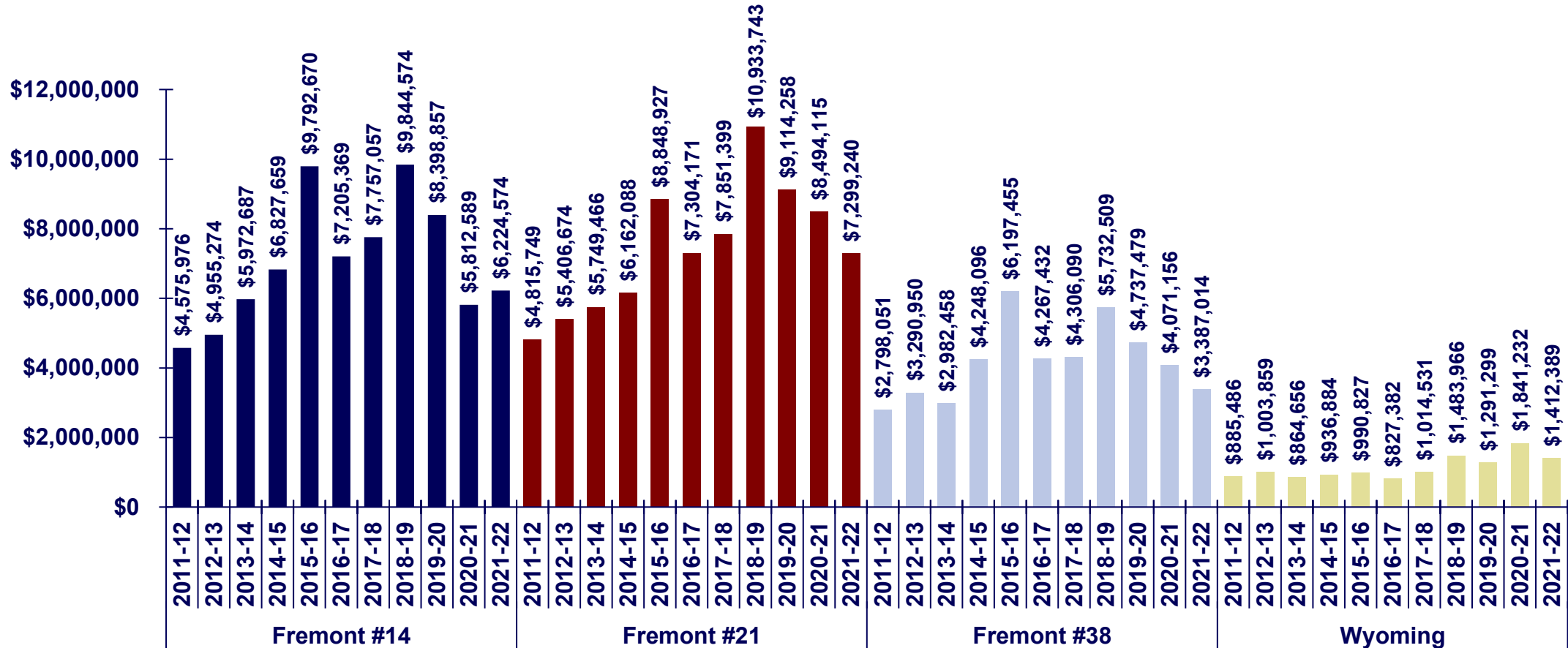


Federal Impact Aid Funding

- **Designed to provide payments in lieu of taxes to school districts which have large parcels of federal lands**
 - Indian trust or treaty land, low rent housing projects, military bases, or other federally owned parcels of land
 - Unlike the federal consolidated grants, Impact Aid funding is direct, locally controlled, and flexible
 - Appropriated and disbursed directly to school districts, bypassing state involvement
 - Are unrestricted and are commonly used as operating funds
 - All decisions on how Impact Aid funds are spent are made locally
- **Regulations explicitly prohibit the inclusion of Impact Aid dollars for the purpose of determining resource contributions within school funding models**
- **States are not allowed to reduce state and local funding to an Impact Aid district unless approved by the USED**
- **The majority of federal Impact Aid for Wyoming is awarded to Fremont County School Districts #14, 21, and 38**
 - Fremont #6 (Pavillion), Laramie #1 (Cheyenne), Sweetwater #1 (Rock Springs), Sweetwater #2 (Green River), Uinta #4 (Mountain View), and Uinta #6 (Lyman) also receive a small share of Impact Aid funding



Federal Impact Aid Revenue

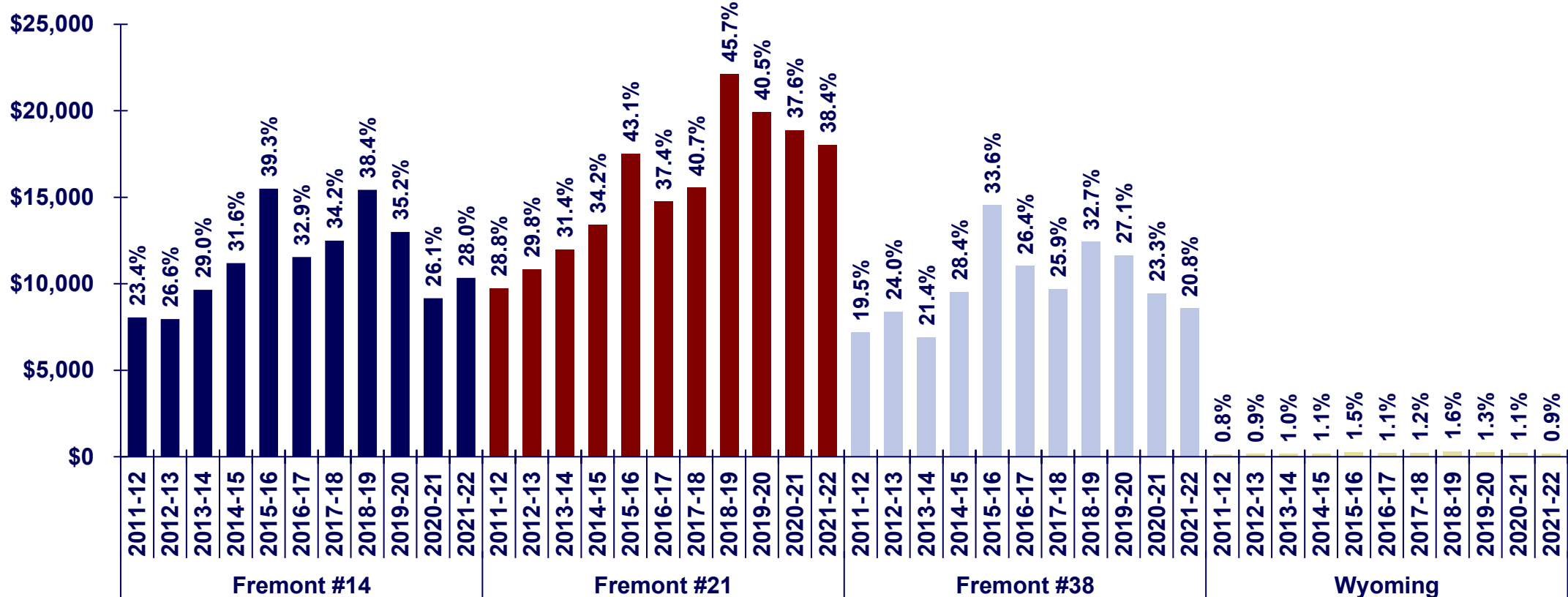


Source: LSO analysis of Wyoming Department of Education data (WDE 684 WINDS Data Collection and WDE 601 Annual District Report).



Federal Impact Aid Revenue

Per Pupil (Percent of Total Per Pupil K-12 Education Operating Revenue)



Source: LSO analysis of Wyoming Department of Education data (WDE 684 WINDS Data Collection and WDE 601 Annual District Report).



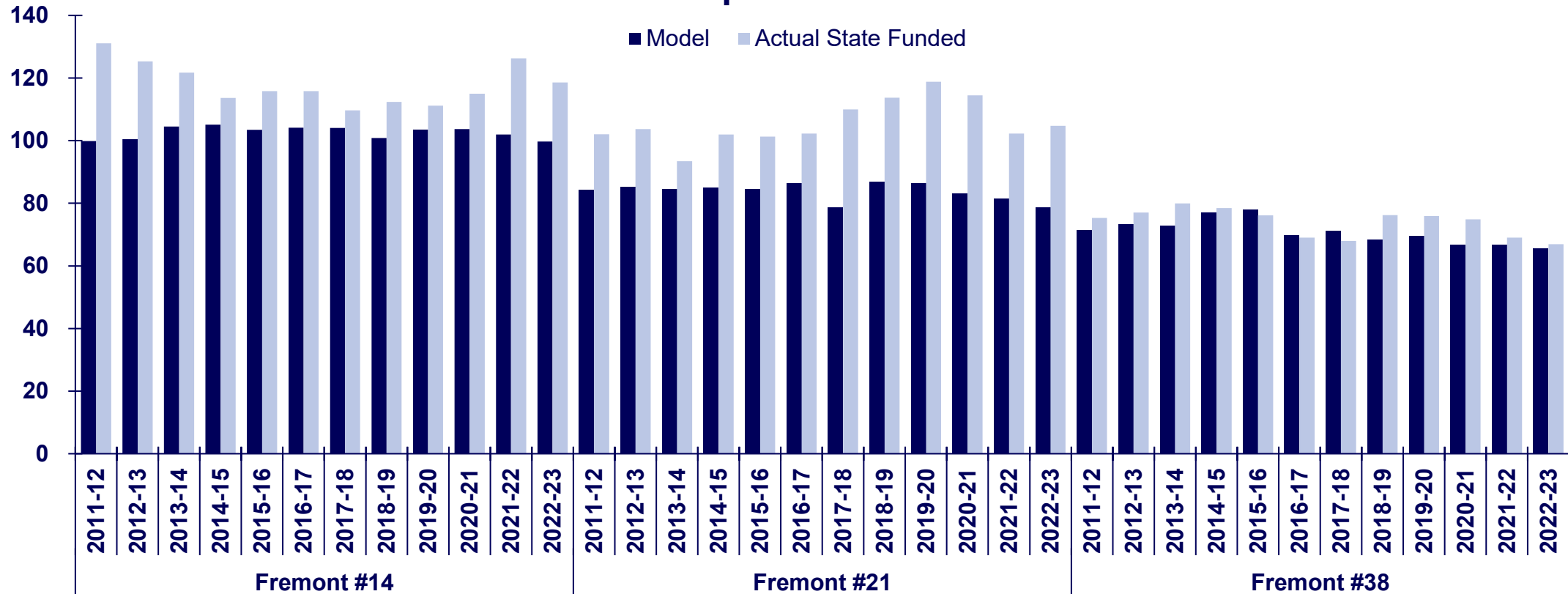
Funding Model Allocations

- Wyoming Department of Education Compares School District allocations of most state-funded positions (excludes summer school/extended day) and non-personnel expenditures
- Continued Review of Educational Resources in Wyoming
 - September 2023 Memorandum to Joint Appropriations Committee and Joint Education Interim Committee
- Continues analysis initially began in 2008 by Legislature's consultants, refined by School Finance Data Advisory Committee and WDE over time
- Since 2011-12 school year, school districts report funding source of personnel
- Limitations exist
 - Strict staff count comparison; not a comparison of total compensation expended
 - Non-personnel expenditures may occur from other funds (i.e., federal, private, other)
 - Non-personnel expenditures of K-12 funding model allocations may occur over time/other funds
- Legislature Consultants have done more in-depth analyses to review and understand educational strategies of districts/schools: 2008; 2009; and 2020



K-12 Funding Model Personnel

Total Personnel Allocated Compared to Actual State Funded Positions



Source: LSO analysis of Wyoming Department of Education data (WDE 602 WISE School District Staff Member Collection) and K-12 funding models.



K-12 Funding Model Personnel: I

	District Level	2011-12	2012-13	2013-14	2014-15	2015-16	2016-17	2017-18	2018-19	2019-20	2020-21	2021-22	2022-23
Fremont #14	Central Office Admin	3.1	3.1	3.2	3.2	3.2	3.3	3.2	3.2	3.3	3.3	3.2	3.2
	<i>Actual Hired</i>	4.0	4.0	4.7	3.0	4.0	6.0	6.0	6.0	6.0	6.7	9.1	6.1
	Secretary & Clerical	3.1	3.1	3.2	3.2	3.2	3.3	3.2	3.2	3.3	3.3	3.2	3.2
	<i>Actual Hired</i>	3.0	3.0	3.0	3.0	3.0	3.0	2.3	2.0	2.0	2.0	5.0	3.0
Fremont #14	Operations & Maintenance	23.7	23.6	23.3	23.9	23.9	23.9	24.6	20.9	21.0	21.2	21.3	21.3
	<i>Actual Hired</i>	17.6	15.8	14.0	10.6	12.8	12.7	11.6	11.6	10.2	10.5	12.5	12.4
Fremont #21	Central Office Admin	3.0	3.0	3.0	3.0	3.0	3.0	3.0	3.0	3.0	3.0	3.0	3.0
	<i>Actual Hired</i>	4.0	4.5	4.0	5.0	5.0	5.0	7.0	6.0	7.0	7.0	9.4	9.2
	Secretary and Clerical	3.0	3.0	3.0	3.0	3.0	3.0	3.0	3.0	3.0	3.0	3.0	3.0
	<i>Actual Hired</i>	4.0	4.0	4.0	6.0	6.0	6.0	5.0	5.0	5.0	4.0	4.1	4.8
Fremont #21	Operations & Maintenance	10.3	10.3	10.4	11.6	12.0	12.0	10.8	13.2	13.2	12.9	13.2	12.9
	<i>Actual Hired</i>	7.4	7.4	5.3	6.5	7.6	7.6	7.7	11.0	11.0	10.5	8.0	12.7
Fremont #38	Central Office Admin	3.0	3.0	3.0	3.0	3.0	3.0	3.0	3.0	3.0	3.0	3.0	3.0
	<i>Actual Hired</i>	5.0	6.0	6.0	6.0	7.0	6.0	5.0	6.5	7.0	7.0	7.0	7.0
	Secretary and Clerical	3.0	3.0	3.0	3.0	3.0	3.0	3.0	3.0	3.0	3.0	3.0	3.0
	<i>Actual Hired</i>	3.0	3.0	3.0	2.0	3.0	5.0	5.0	5.0	5.0	5.0	4.0	4.0
Fremont #38	Operations & Maintenance	16.0	16.1	16.2	16.3	10.4	9.5	13.4	10.2	10.4	10.1	10.1	10.0
	<i>Actual Hired</i>	5.0	5.0	4.0	5.5	7.1	7.0	7.0	8.0	7.0	7.0	5.2	5.2

Source: LSO analysis of Wyoming Department of Education data (WDE 602 WISE School District Staff Member Collection) and K-12 funding models.



K-12 Funding Model Personnel: II

	School Level	2011-12	2012-13	2013-14	2014-15	2015-16	2016-17	2017-18	2018-19	2019-20	2020-21	2021-22	2022-23
Fremont #14	Teacher	42.1	42.7	44.7	44.6	44.1	44.1	44.0	43.5	44.1	44.2	43.1	41.7
	<i>Actual Hired</i>	56.5	56.5	56.0	55.0	55.0	54.0	50.0	52.0	52.0	52.9	59.8	53.9
	Tutor	4.3	4.4	4.8	5.0	4.4	4.6	4.5	5.3	6.2	6.1	5.9	5.6
	<i>Actual Hired</i>	0.0	1.0	1.0	0.0	0.0	0.0	0.0	0.0	0.0	0.0	0.0	0.0
Fremont #14	Instructional Facilitator	1.7	1.7	1.9	1.9	1.8	1.9	1.7	0.9	0.9	0.9	0.9	0.9
	<i>Actual Hired</i>	0.0	0.0	2.0	2.0	0.0	1.0	1.0	2.0	3.0	2.0	2.0	7.0
Fremont #21	Teacher	45.3	45.7	44.9	44.7	44.6	44.4	40.7	40.8	41.3	39.4	38.1	36.8
	<i>Actual Hired</i>	38.3	41.6	42.7	45.9	45.9	44.9	47.9	48.9	50.9	47.0	42.5	38.0
	Tutor	3.9	4.1	4.0	3.9	3.7	4.1	3.6	5.3	5.1	4.7	4.6	4.2
	<i>Actual Hired</i>	0.0	0.0	0.0	0.0	0.0	0.0	0.0	0.0	0.0	0.0	0.0	0.0
Fremont #21	Instructional Facilitator	1.5	1.5	1.5	1.5	1.4	1.5	1.2	0.8	0.7	0.7	0.7	0.6
	<i>Actual Hired</i>	0.0	0.0	0.4	0.4	0.0	0.0	0.0	0.0	0.0	0.0	1.0	1.0
Fremont #38	Teacher	34.9	35.5	34.8	37.1	40.1	36.1	34.4	33.6	34.0	32.9	32.8	32.6
	<i>Actual Hired</i>	33.3	36.1	37.0	40.0	33.0	29.0	29.0	30.5	28.0	29.4	25.4	24.4
	Tutor	2.9	3.2	3.2	3.7	4.8	4.0	3.8	4.3	4.4	3.9	4.1	3.8
	<i>Actual Hired</i>	1.0	0.0	0.0	0.0	0.0	0.0	0.0	0.0	0.0	0.0	0.0	0.0
Fremont #38	Instructional Facilitator	0.9	1.0	1.0	1.1	1.3	1.1	1.0	0.6	0.6	0.6	0.6	0.5
	<i>Actual Hired</i>	1.0	1.0	1.0	1.0	1.0	1.0	1.0	1.0	1.0	1.0	1.0	1.0

Source: LSO analysis of Wyoming Department of Education data (WDE 602 WISE School District Staff Member Collection) and K-12 funding models.



K-12 Funding Model Personnel: III

	School Level	2011-12	2012-13	2013-14	2014-15	2015-16	2016-17	2017-18	2018-19	2019-20	2020-21	2021-22	2022-23
Fremont #14	Pupil Support	5.4	5.4	6.0	6.2	5.6	5.8	5.7	6.5	7.4	7.5	7.2	7.0
	<i>Actual Hired</i>	12.0	11.0	11.0	10.0	11.0	10.0	9.0	9.0	9.0	9.0	9.0	9.0
	Librarian	3.0	3.1	3.1	3.1	3.1	3.1	3.1	3.1	3.1	3.0	3.0	2.9
	<i>Actual Hired</i>	3.0	3.0	3.0	3.0	2.0	1.0	1.0	1.0	1.0	1.0	1.0	1.0
	Supervisory Aides	4.0	4.0	4.4	4.4	4.3	4.4	4.4	4.4	4.4	4.4	4.5	4.4
	<i>Actual Hired</i>	27.0	23.0	19.0	19.0	20.0	20.1	20.7	20.7	20.0	22.9	21.8	18.2
Fremont #21	Pupil Support	4.4	4.6	4.6	4.4	4.2	4.7	4.0	6.0	5.8	5.5	5.3	4.9
	<i>Actual Hired</i>	7.0	5.0	4.0	4.0	4.0	4.0	4.0	6.0	7.0	7.0	6.2	6.9
	Librarian	2.4	2.5	2.5	2.4	2.4	2.6	2.2	2.9	2.8	2.8	2.7	2.5
	<i>Actual Hired</i>	1.0	1.0	1.0	1.0	1.0	1.0	1.0	1.0	1.0	1.0	1.0	1.0
	Supervisory Aides	3.4	3.4	3.4	3.3	3.3	3.5	3.1	3.5	3.4	3.3	3.2	3.0
	<i>Actual Hired</i>	29.8	30.2	25.0	24.2	22.8	24.8	28.5	28.8	29.0	28.0	21.0	21.0
Fremont #38	Pupil Support	3.2	3.5	3.5	4.1	5.4	4.5	4.2	4.8	5.0	4.4	4.5	4.2
	<i>Actual Hired</i>	4.0	4.0	5.0	4.0	3.0	3.0	3.0	3.0	4.0	3.0	2.0	2.0
	Librarian	1.0	1.0	1.0	1.0	1.5	1.0	1.0	1.0	1.0	1.0	1.0	1.0
	<i>Actual Hired</i>	0.0	1.0	1.0	1.0	1.0	1.0	1.0	1.0	1.0	1.0	1.0	1.0
	Supervisory Aides	2.1	2.3	2.3	2.5	2.9	2.5	2.4	2.7	2.7	2.6	2.5	2.4
	<i>Actual Hired</i>	18.0	16.0	17.0	13.0	13.0	12.0	12.0	16.0	16.6	14.4	16.4	15.3

Source: LSO analysis of Wyoming Department of Education data (WDE 602 WISE School District Staff Member Collection) and K-12 funding models.



K-12 Funding Model Personnel: IV

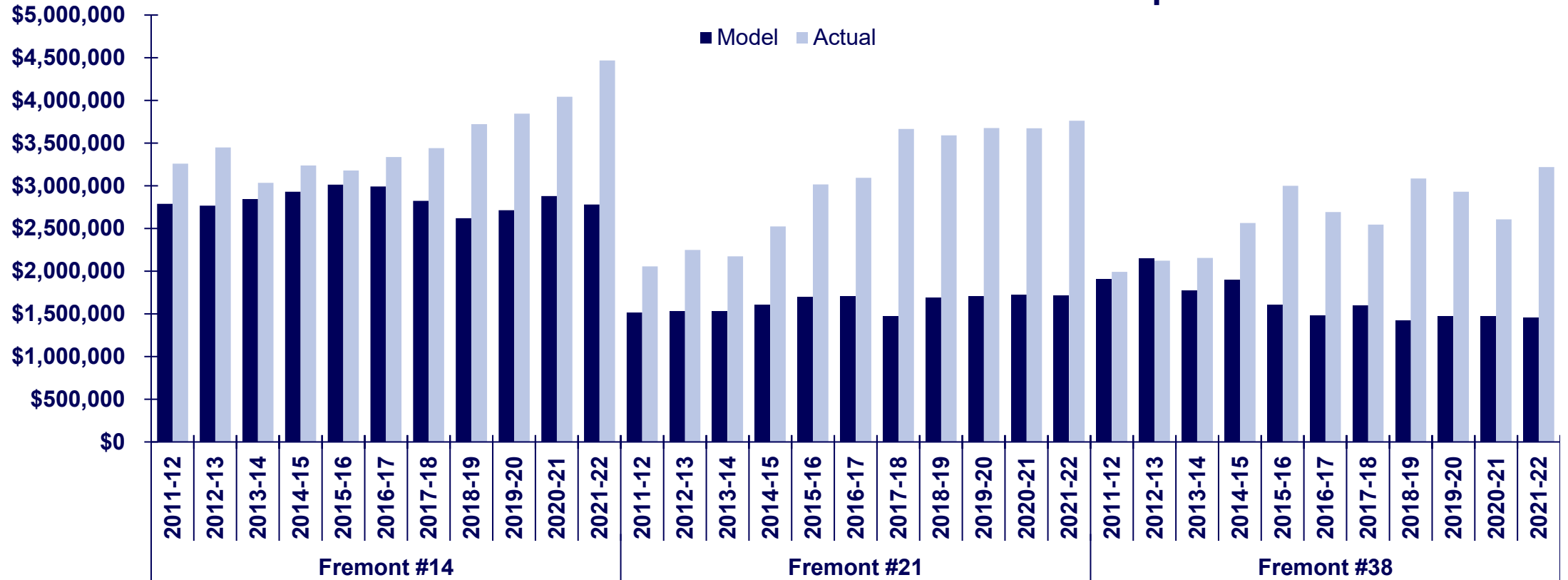
	School Level	2011-12	2012-13	2013-14	2014-15	2015-16	2016-17	2017-18	2018-19	2019-20	2020-21	2021-22	2022-23
Fremont #14	Computer Media Tech.	0.9	0.8	0.9	1.0	0.9	1.0	0.9	1.0	1.0	1.1	1.0	1.1
	<i>Actual Hired</i>	0.0	0.0	0.0	0.0	0.0	0.0	0.0	0.0	0.0	0.0	0.0	0.0
	School Admin.	3.0	3.1	3.1	3.1	3.1	3.1	3.1	3.1	3.1	3.0	3.0	3.0
	<i>Actual Hired</i>	4.0	4.0	4.0	4.0	4.0	4.0	4.0	4.0	4.0	4.0	2.2	4.0
Fremont #21	Secretary & Clerical	5.4	5.4	5.7	5.6	5.6	5.7	5.7	5.6	5.7	5.7	5.6	5.6
	<i>Actual Hired</i>	4.0	4.0	4.0	4.0	4.0	4.0	4.0	4.0	4.0	4.0	4.0	4.0
	Computer Media Tech.	0.4	0.4	0.4	0.4	0.4	0.5	0.3	0.6	0.6	0.6	0.6	0.6
	<i>Actual Hired</i>	5.0	5.0	4.0	4.0	4.0	4.0	4.0	2.0	3.0	2.0	1.0	2.2
Fremont #38	School Admin.	2.4	2.5	2.5	2.4	2.4	2.6	3.2	2.9	2.8	2.8	2.7	2.7
	<i>Actual Hired</i>	3.5	3.0	2.0	3.0	3.0	3.0	3.0	3.0	3.0	5.0	5.0	5.0
	Secretary & Clerical	4.3	4.3	4.3	4.2	4.1	4.5	3.7	4.9	4.7	4.6	4.6	4.4
	<i>Actual Hired</i>	2.0	2.0	1.0	2.0	2.0	2.0	2.0	2.0	2.0	3.0	3.0	3.0
Fremont #14	Computer Media Tech.	0.2	0.3	0.3	0.3	0.5	0.3	0.3	0.4	0.4	0.4	0.4	0.3
	<i>Actual Hired</i>	0.0	0.0	0.0	0.0	1.0	1.0	1.0	1.0	1.0	1.0	1.0	1.0
	School Admin.	2.0	2.1	2.1	2.3	1.7	2.2	2.2	2.3	2.3	2.3	2.3	2.2
	<i>Actual Hired</i>	2.0	2.0	3.0	2.0	3.0	2.0	2.0	2.3	3.0	3.0	3.0	3.0
Fremont #38	Secretary & Clerical	2.1	2.3	2.3	2.5	3.3	2.5	2.4	2.7	2.7	2.6	2.5	2.4
	<i>Actual Hired</i>	3.0	3.0	3.0	4.0	4.0	2.0	2.0	2.0	2.2	3.0	3.0	3.0

Source: LSO analysis of Wyoming Department of Education data (WDE 602 WISE School District Staff Member Collection) and K-12 funding models.



K-12 Funding Model Non-Personnel

Total Non-Personnel Amounts Allocated and Actual Expenditures

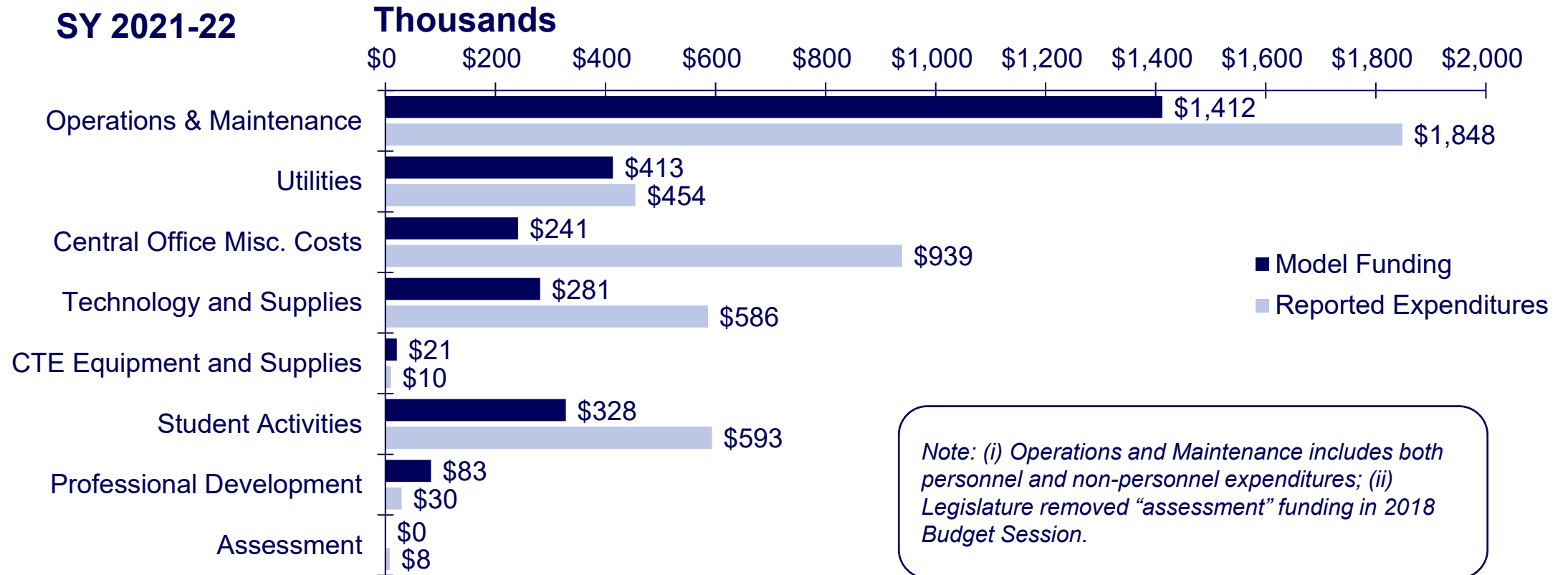


Source: LSO analysis of Wyoming Department of Education data (WDE 602 WISE School District Staff Member Collection) and K-12 funding models.



Fremont #14 K-12 Funding Model

Non-Personnel

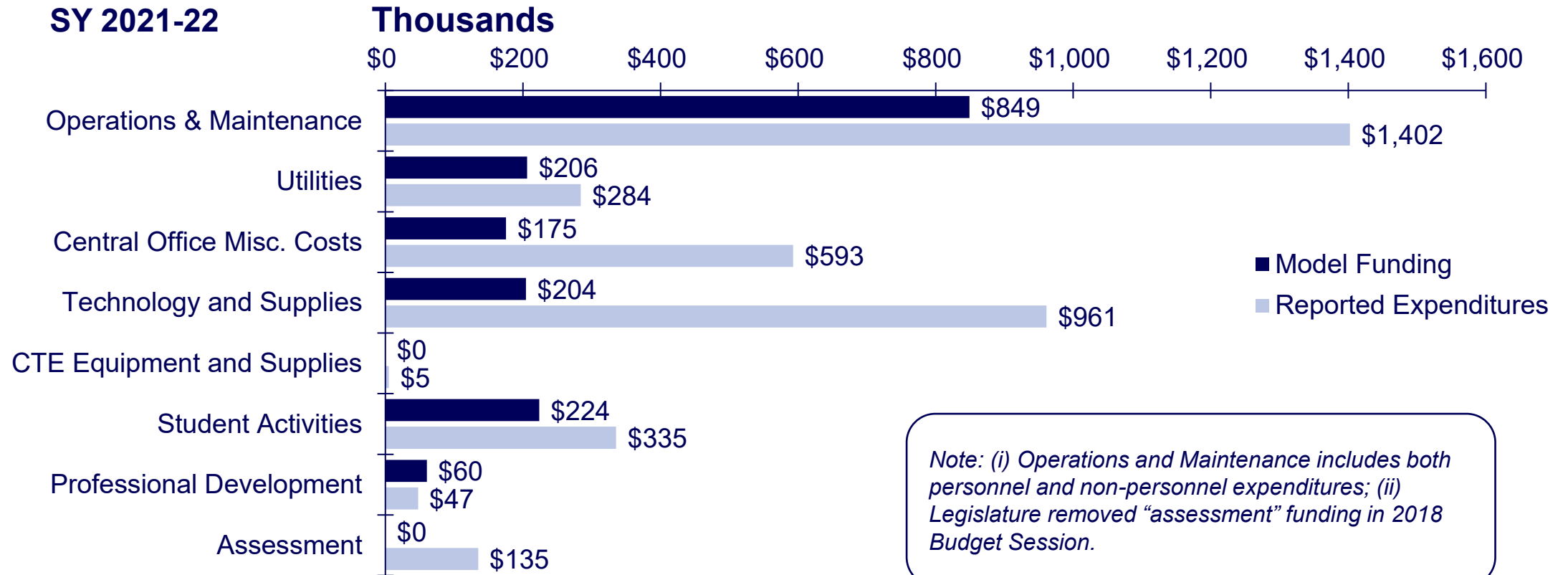


Source: LSO analysis of Wyoming Department of Education data (WDE Continued Review of Education Resources in Wyoming).



Fremont #21 K-12 Funding Model

Non-Personnel

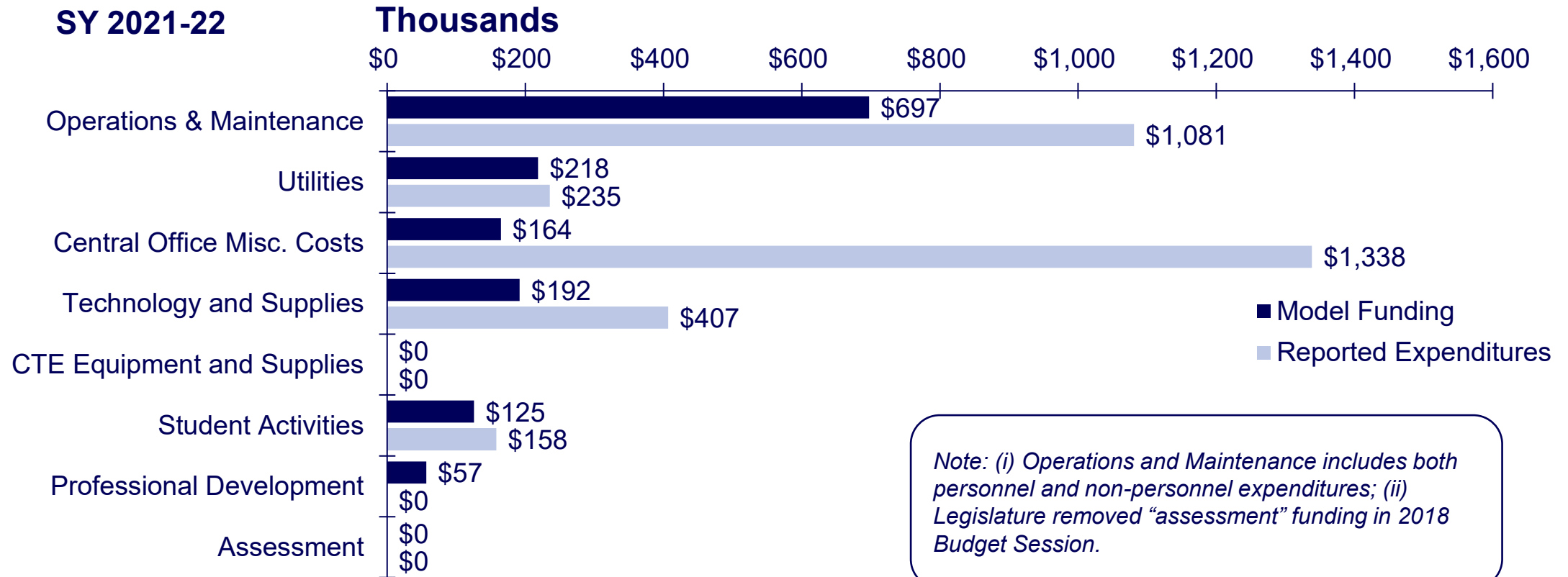


Source: LSO analysis of Wyoming Department of Education data (WDE Continued Review of Education Resources in Wyoming).



Fremont #38 K-12 Funding Model

Non-Personnel



Source: LSO analysis of Wyoming Department of Education data (WDE Continued Review of Education Resources in Wyoming).



Questions?

Thank you

