



2023 Annual Report and  
2025-2026 Biennial Budget Request

Prepared for  
Governor Mark Gordon,  
School Facilities Commission, and  
Select Committee on School Facilities  
August 2023



(307) 777-8670 | [StateConstruction.Wyo.Gov](http://StateConstruction.Wyo.Gov)  
700 West 21st St. Cheyenne, WY 82002

## Table of Contents

Page #

### ***Table of Contents***

#### ***Executive Summary - Tab 1***

Executive Summary	1
-------------------	---

#### ***Financial Reports - Tab 2***

Appropriations Executive Summary	5
Operations Appropriations Summary	6
Major Maintenance Appropriations Summary	7
Capital Construction Appropriations Summary	8
Capital Construction Transaction Summary	9
Unanticipated Appropriations Summary	10
Transfer In / (Out)	22
Appropriations Summary Report	27
Major Maintenance Expenditure	40
Emergency Facility Needs Expenditures	40
B11 Report	40
New Schools Opened	41
Closed / Demolished / Disposed Buildings	42

#### ***Population Trends - Tab 3***

Enrollment Trends for the State of Wyoming	43
Enrollment Trends by District	44
Enrollment Trends by Region	45

#### ***Needs Indices - Tab 4***

Capacity, Condition, and Consolidated Schedules	50
2023 Facilities Condition Indices (Statewide) Education & Support Buildings	52
SFC Capacity Calculation Introduction	63
SFC Capacity Calculation Methodology	65
Capacity by District Report	70
Capacity by District/Facility Report	77

#### ***Project Cost Budgeting - Tab 5***

Project Cost Budgeting Summary	151
SFD Budget Timeline	154
SFD Appropriations Sequence	154
Example Capital Project - SFD Budget Worksheet	157
Capital Construction Sq. Ft. Cost	159

#### ***Deployment Schedule - Tab 6***

Deployment Schedule Summary	163
Deployment Schedule Projection	164

#### ***2025-26 Biennial Budget Request - Tab 7***

Budget Considerations	166
-----------------------	-----

## **Executive Summary**

### **School Facilities Annual Report and Budget Request**

In accordance with Wyoming statutes 21-15-119 & 21-15-121, the following report is intended to provide the Governor, the Select Committee on School Facilities, the Joint Appropriations Committee, the School Facilities Commission (SFC), school districts, and the citizens of Wyoming with a comprehensive report on the School Facilities Division's (SFD) budget.

The 2025-2026 Biennial Budget Considerations document is consistent with previous proposals. The annual report has been organized by financial reports, population trends, remediation schedules, project cost budgeting, the deployment schedule and the biennial budget request.

The State Construction Department (SCD) oversees the construction, renovation, and major maintenance of K-12 facilities. The SCD, in collaboration with the Select Committee on School Facilities and the SFC, is responsible for the following:

- Implementing policies, guidelines, and standards adopted by the SFC;
- Assisting districts with comprehensive, long-range facility plans;
- Maintaining the school facilities database comprised of specific information such as facility type, usage, age, and physical condition; and
- Fulfilling other duties as outlined in W.S. 21-15-123.

Since 2002, the SCD has managed over \$5 billion in capital expenditures. However, as available revenue streams fluctuate, the SCD balances its focus between new construction and asset preservation of existing structures. SCD performs school assessments and works with school districts to ensure major maintenance projects are carried out expeditiously.

### **School Capital Construction**

These budget considerations propose funding the projects that were identified in the 2023 Facilities Condition Assessment/Facilities Condition Index (FCA/FCI) assessment. The School Facilities Commission budget recommendation is comprised of the following categories:

#### **1. Major Maintenance**

- Budget: Commission Action: \$176,112,379
- Description: Per W.S. 21-15-109, funds for the repair or replacement of complete or major portions of school building and facility systems at its original capacity for its original intended use and is typically accomplished by contractors.

#### **2. Charter School Leases**

- Budget: Commission Action: \$2,267,303
- Description: W.S. 21-3-110(a)(x)(A) requires the SCD to pay school districts the contract amounts for charter school leases.

#### **3. Modular leases**

- Budget: Commission Action: \$52,125

#### **4. Planning**

- Budget: Commission Action: \$1,000,000
- Description: Per W.S. 21-15-117(d), the SFC is directed to adopt the remedy that is in the best financial interest of the state and that it determines to be the most cost effective method in meeting capital construction needs to deliver quality educational services.

#### **5. Design**

- Budget: Commission Action: \$10,612,754

#### **6. Construction**

- Budget: Commission Action: \$69,574,013

#### **7. Demolition**

- Budget: Commission Action: \$2,634,698

#### **8. Ancillary**

- Budget: Commission Action: \$29,432,710

#### **9. District Component Request**

- Budget: Commission Action: \$37,138,592

#### **10. Engineering & Technical**

- Budget: Commission Action: \$700,000

#### **11. Unanticipated**

- Budget: Commission Action: \$9,233,566
- Description: The SCD requests these funds to allow the Commission to account for unforeseen expenses or cost overruns on approved projects.

#### **12. Other Budget Considerations**

*This section contains projects that do not qualify for funding under W.S. 21-15-117, but the Department and Commission believe they merit consideration by the Legislature due to their unique circumstances and the prospect of increasing construction costs. While the Commission cannot currently request funds for these projects, it recommends that the Legislature give them special consideration.*

Budget Consideration: \$3,500,000

Description: Natrona County School District #1 purchase/repayment of the State School for the Deaf property/building, which is connected to the Pineview Elementary School.

The following budget consideration does not currently meet the SCD/Commission thresholds for approval. However, the district has submitted a request for special consideration under the SFC's Emergency Rules, Chapter 3, Section 8, because the District reports that it cannot deliver the required educational program in its current facility.

Budget Consideration: \$24,000,000

Description: Teton County School District #1 Jackson Hole High School Improvements/Bronc Achievement Center. Per SFC Emergency Rules, Ch. 3, Sec. 8, the District's Board of Trustees had determined that the District cannot deliver the required educational program in the existing facility. The SCD is in the process of evaluating the District's report, and the SFC may act on this request at a future time, but cannot currently approve a request, as the process is still ongoing.

The following other budget considerations are based on capacity and/or condition scores that do not currently qualify for a remedy under the SFC's Rules with regards to their condition (FCI score), their capacity, or the relevant district has not yet requested or completed the Ch. 3, Sec. 8 process, but are close to qualifying and may require significant remedies. Because the projects do not currently qualify for a remedy SCD/SFC cannot request funds for them at this time, but the SFC is referring these projects to the Legislature for special consideration, because moving early on these projects may save in construction and design costs.

Budget Consideration: \$14,500,000

Description: Campbell County School District #1 Transportation Facility. This facility does not currently qualify for a condition remedy; however, with a 0.28 projected FCI it will soon qualify, and the Legislature has already appropriated some design money for a remedy at this facility. The District has very recently submitted a request under Ch. 3, Sec. 8 of the SFC's Emergency Rules, but the SCD has not had time to evaluate the request and make a report to the SFC. The SFC is referring this project to the Legislature, in the event the members wish to fund this project more rapidly to potentially save on construction costs.

Budget Consideration: \$163,000,000

Description: Campbell County School District #1, Campbell County High School Renovation/Replacement. This facility does not currently qualify for a condition remedy; however, the District's Board has made a finding under Ch. 3, Sec. 8 of the SFC's Emergency Rules that it cannot deliver the required educational program in this building. The SCD and SFC also acknowledge that the large size of the current facility in comparison to the District's allowable square footage as calculated based on the projected enrollment likely skews the facility's condition score in such a way as to make it difficult to maintain and unlikely to qualify under the condition list. The SFC has requested design funds for the purpose of evaluating the facility and determining how to best remedy the reported deficiencies. The amount identified is the replacement cost of the existing facility, which is one possible remedy. While the SFC cannot request funds for this project at this time, it is referring the project to the Legislature, to alert them to the possibility of a large request in the near future.

Budget Consideration: \$160,000,000

Description: Sweetwater County School District #1, Rock Springs High School - Replacement. This facility does not currently qualify for a condition remedy; however, the SCD believes that it soon will and that a replacement may be necessary at some point. The SCD and SFC also acknowledge that the large size of the current facility in comparison to the District's allowable square footage as calculated based on the projected enrollment likely skews the facility's condition score in such a way as to make it difficult to maintain and unlikely to qualify under the condition list. The amount identified is the replacement cost of the existing facility, which is one possible remedy. While the SFC cannot request funds for this project at this time, it is referring this project to the Legislature, to alert them to the possibility of a large request in the near future.

Budget Consideration: \$12,000,000

Description: Laramie County School District #1, Central High School - Addition. This facility does not currently qualify for a capacity remedy; however, the SCD believes that it soon will and that a remedy may be necessary at some point. The amount identified is the estimated cost of an addition to the facility, which is one possible remedy. While the SFC cannot request funds for this project at this time, it is referring the project to the Legislature, to alert the members to the possibility of a request in the near future.

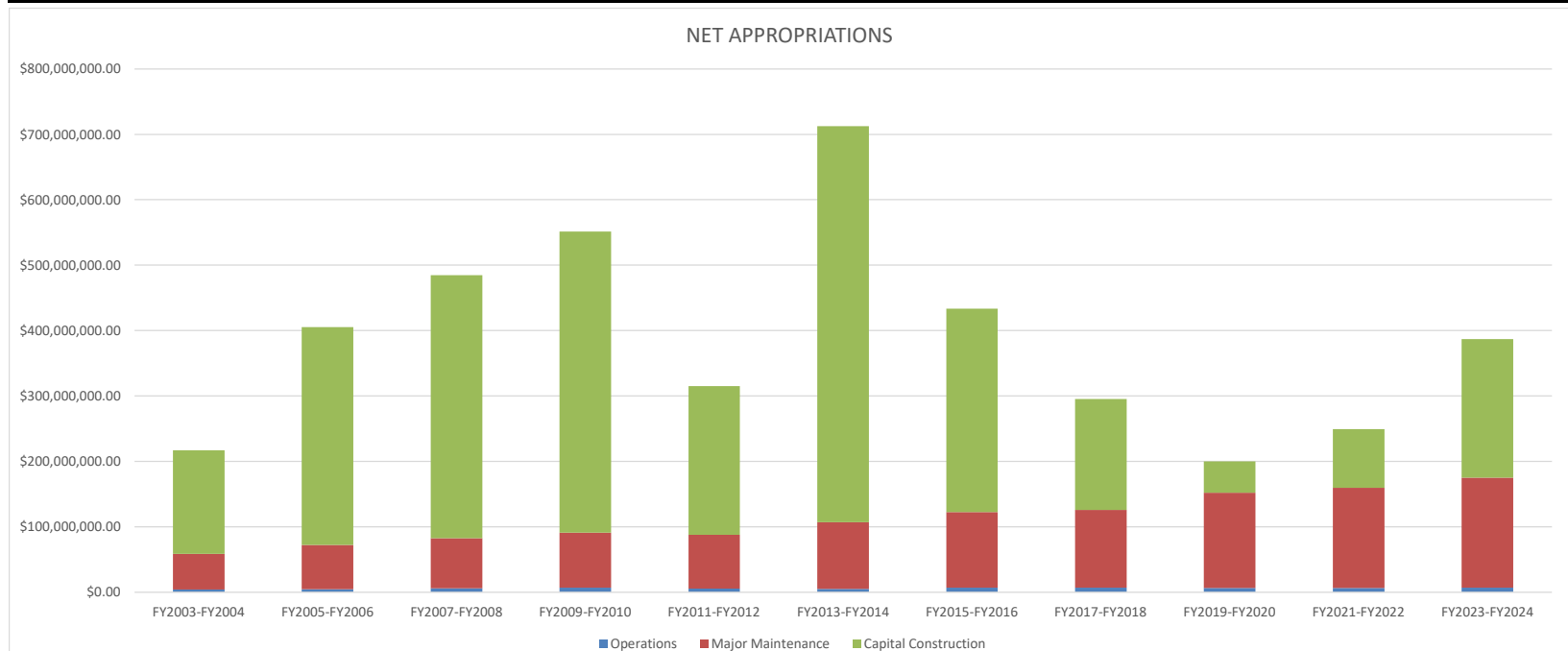
Budget Consideration: \$12,000,000

Description: Laramie County School District #1, South High School - Addition. This facility does not currently qualify for a capacity remedy, however the SCD believes that it soon will and that a remedy may be necessary at some point. The amount identified is an addition to the facility, which is one possible remedy. While the SFC cannot request funds for this project at this time, it is referring the project to the Legislature, to alert the members to the possibility of a request in the near future.

The Biennium Budget Request for projects related to school leases, capacity, condition, unanticipated costs, major maintenance, value engineering, studies, and other budget considerations. These considerations illustrate the requests for K-12 school projects totaling **\$342,258,140**. The hope is that this "budget considerations" format provides all policymakers sufficient detail for deliberating the priorities and program funding for the 2025-2026 Biennial Budget.

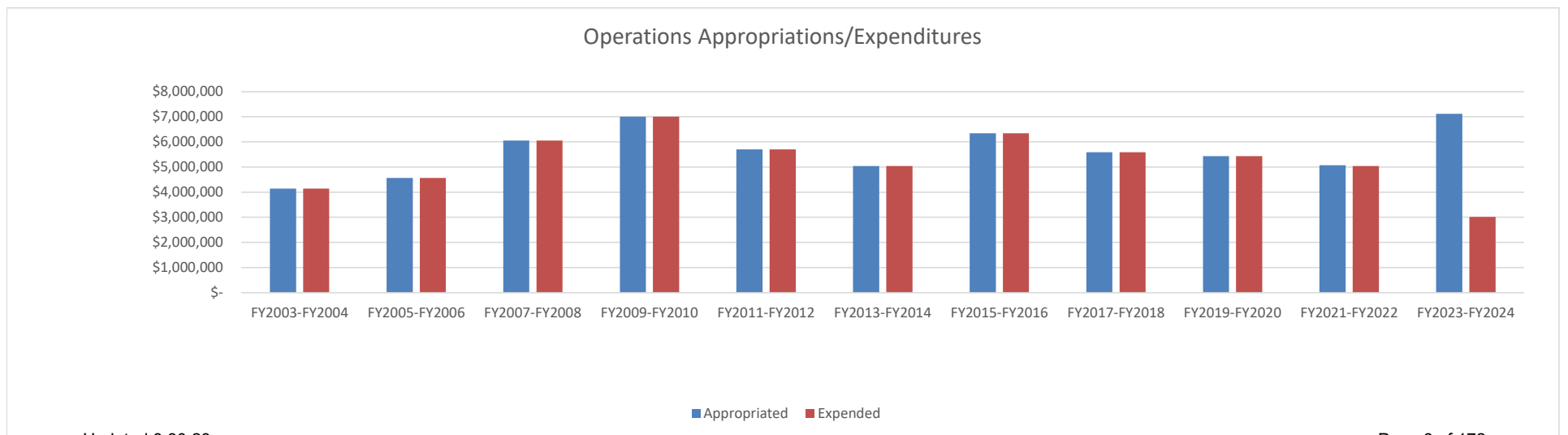
# SCHOOL FACILITIES COMMISSION

<b>APPROPRIATIONS EXECUTIVE SUMMARY REPORT</b>				
<b>(OPERATIONS, MAJOR MAINTENANCE, AND CAPITAL CONSTRUCTION)</b>				
	(A)	(B)	(C)	
	APPROPRIATIONS	REVERSIONS/ TRANSFERS	NET APPROPRIATIONS	
			(C=A+B)	
FY2003-FY2004	\$ 143,150,194	\$ 73,659,123	\$ 216,809,317	
FY2005-FY2006	411,082,314	(5,945,335)	405,136,979	
FY2007-FY2008	486,110,322	(1,326,932)	484,783,390	
FY2009-FY2010	584,095,173	(32,548,694)	551,546,479	
FY2011-FY2012	328,937,073	(13,777,295)	315,159,778	
FY2013-FY2014	751,972,755	(39,660,270)	712,312,485	
FY2015-FY2016	433,231,555	(15,055,248)	418,176,307	
FY2017-FY2018	295,916,342	(38,713,576)	257,202,766	
FY2019-FY2020	199,940,305	(2,808,643)	197,131,662	
FY2021-FY2022	249,177,243	(13,012,449)	236,164,794	
FY2023-FY2024	387,078,122	-	387,078,122	
<b>TOTAL</b>	<b>\$ 4,270,691,398</b>	<b>\$ (89,189,319)</b>	<b>\$ 4,181,502,079</b>	



# SCHOOL FACILITIES COMMISSION

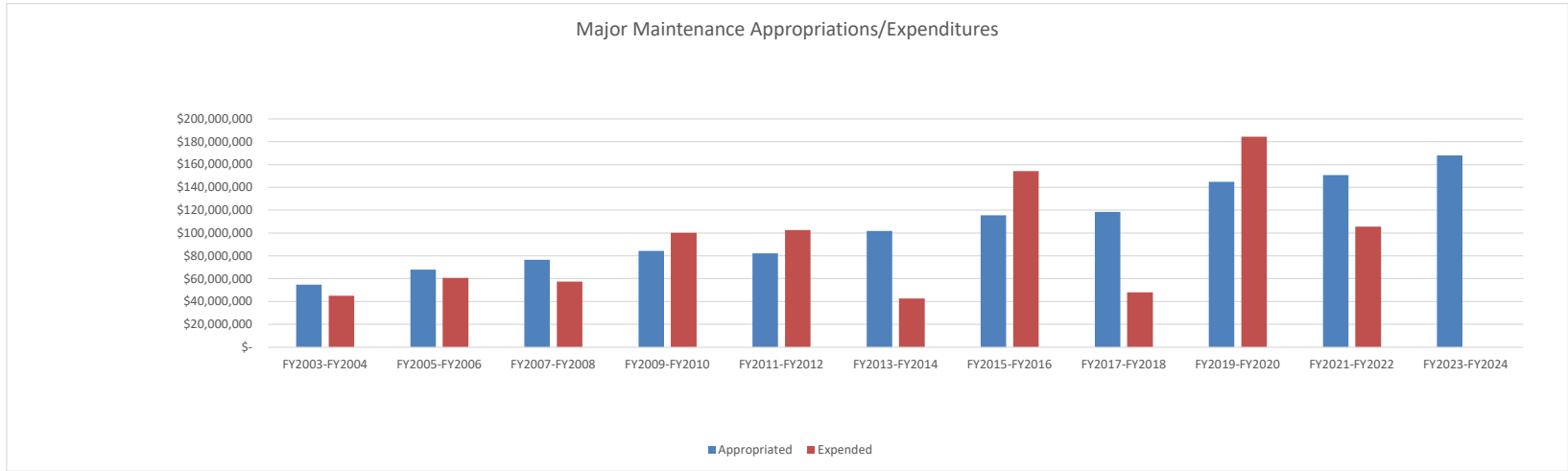
<b>OPERATIONS APPROPRIATION SUMMARY REPORT</b>						
	(A)	(B)	(C)	(D)	(E)	(F)
	APPROPRIATIONS	REVERSIONS/ TRANSFERS	NET APPROPRIATIONS	EXPENDITURES CURRENT PERIOD	EXPENDITURES/ ENCUMBRANCES TO DATE (including current)	BALANCE
			(C=A+B)			(F=C-E)
FY2003-FY2004	\$ 4,235,799	\$ (92,198)	\$ 4,143,601	\$ -	\$ 4,143,601	\$ -
FY2005-FY2006	5,588,272	(1,019,598)	4,568,674	-	4,568,674	-
FY2007-FY2008	7,352,199	(1,299,911)	6,052,287	-	6,052,287	-
FY2009-FY2010	8,269,473	(1,268,395)	6,996,455	-	6,996,455	-
FY2011-FY2012	6,271,601	(572,924)	5,698,677	-	5,698,677	-
FY2013-FY2014	6,755,152	(1,712,757)	5,042,395	-	5,042,395	-
FY2015-FY2016	7,002,992	(659,583)	6,343,409	-	6,343,409	-
FY2017-FY2018	7,051,791	(1,469,375)	5,582,416	-	5,582,416	-
FY2019-FY2020	6,525,936	(1,099,422)	5,426,514	-	5,426,514	-
FY2021-FY2022	6,372,474	(1,305,732)	5,066,742	-	5,038,982	27,759
FY2023-FY2024	7,111,546	-	7,111,546	202,965	3,019,231	4,092,314
	<b>\$ 72,537,235</b>	<b>\$ (10,499,896)</b>	<b>\$ 62,032,715</b>	<b>\$ 202,965</b>	<b>\$ 57,912,642</b>	<b>\$ 4,120,073</b>





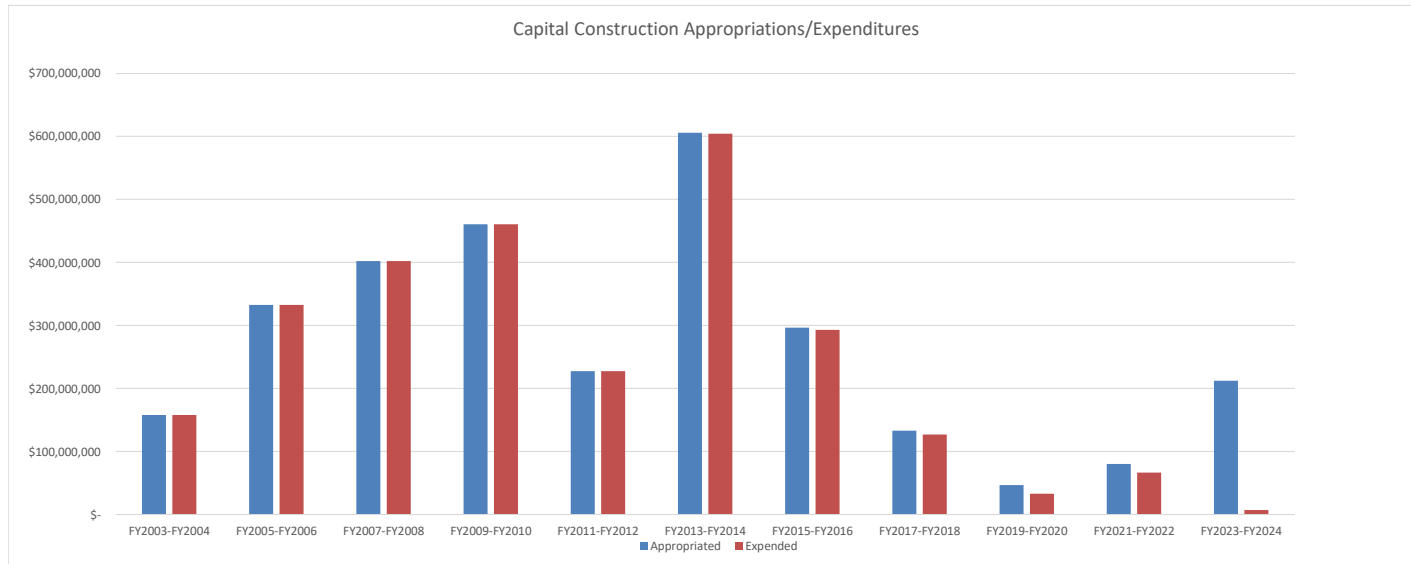
# SCHOOL FACILITIES COMMISSION

MAJOR MAINTENANCE APPROPRIATIONS SUMMARY REPORT						
	(A)	(B)	(C)	(D)	(E)	(F)
	APPROPRIATIONS	REVERSIONS/ TRANSFERS	NET APPROPRIATIONS	AMOUNT DISTRIBUTED TO DISTRICTS	DISTRICT'S EXPENDITURES	DISTRICT'S ACCOUNT BALANCE (Including Interest)
			(C=A+B)			
PREVIOUS BALANCE						\$ <b>44,851,200</b>
FY2003-FY2004	\$ 56,873,328	\$ (2,186,369)	\$ 54,686,960	\$ 54,686,960	\$ 45,100,899	54,437,261
FY2005-FY2006	71,800,000	(4,019,596)	67,780,404	67,780,404	60,693,685	61,523,980
FY2007-FY2008	74,200,000	2,392,138	76,592,138	76,592,138	57,479,219	80,636,899
FY2009-FY2010	84,243,184	-	84,243,184	84,243,184	100,051,520	64,828,563
FY2011-FY2012	82,000,000	-	82,000,000	82,000,000	102,674,524	44,154,039
FY2013-FY2014	101,741,513	-	101,741,513	101,741,513	42,463,257	103,696,942
FY2015-FY2016	115,400,000	-	115,400,000	115,400,000	154,230,169	67,268,162
FY2017-FY2018	118,500,000	-	118,500,000	118,500,000	48,036,843	138,109,020
FY2019-FY2020	145,500,000	(548,458)	144,951,542	144,951,542	184,422,683	117,839,932
FY2021-FY2022	153,000,000	(2,263,161)	150,736,839	150,736,839	105,431,564	150,196,652
FY2023-FY2024	167,965,715	-	167,965,715	78,895,125	-	229,091,777
	<b>\$ 1,171,223,740</b>	<b>\$ (6,625,445)</b>	<b>\$ 1,164,598,295</b>	<b>\$ 1,075,527,705</b>	<b>\$ 900,584,362</b>	<b>*District Expenditures as of 06/30/2022</b>



# SCHOOL FACILITIES COMMISSION

CAPITAL CONSTRUCTION APPROPRIATIONS SUMMARY REPORT						
	(A)	(B)	(C)	(D)	(E)	(F)
	APPROPRIATIONS	REVERSIONS/ TRANSFERS	NET APPROPRIATIONS	EXPENDITURES CURRENT PERIOD	EXPENDITURES/ ENCUMBRANCES TO DATE (including current)	BALANCE NOT EXPENDED
			(C=A+B)			(F=C-E)
FY2003-FY2004	\$ 82,041,067	\$ 75,937,689	\$ 157,978,756	\$ -	\$ 157,978,756	\$ -
FY2005-FY2006	333,694,042	(906,141)	332,787,901	-	332,787,901	-
FY2007-FY2008	404,558,123	(2,419,159)	402,138,964	-	402,138,964	-
FY2009-FY2010	491,582,516	(31,280,299)	460,302,217	-	460,302,217	-
FY2011-FY2012	240,665,472	(13,204,371)	227,461,101	-	227,461,101	-
FY2013-FY2014	643,476,090	(37,947,513)	605,528,577	-	604,261,833	1,266,744
FY2015-FY2016	310,828,563	(14,395,664)	296,432,899	112,923	293,100,679	3,332,220
FY2017-FY2018	169,964,701	(37,240,974)	132,723,727	130,828	126,807,573	5,916,154
FY2019-FY2020	47,914,369	(1,160,763)	46,753,606	7,159	32,914,631	13,838,975
FY2021-FY2022	89,804,769	(9,443,556)	80,361,213	4,440,162	66,339,982	14,021,232
FY2023-FY2024	212,000,861	-	212,000,861	1,374,264	7,014,316	204,986,545
	<b>\$ 3,026,530,573</b>	<b>\$ (72,060,751)</b>	<b>\$ 2,954,469,822</b>	<b>\$ 6,065,336</b>	<b>\$ 2,711,107,953</b>	<b>\$ 243,361,869</b>



## SCHOOL FACILITIES COMMISSION

**CAPITAL CONSTRUCTION TRANSACTIONS SUMMARY REPORT**

	(A)	(B)	(C)	(D)	(E)
	NET APPROPRIATIONS PRIOR PERIOD ENDING BALANCE	TRANSFER IN/(OUT) CURRENT PERIOD	NET APPROPRIATIONS CURRENT PERIOD ENDING BALANCE	EXPENDITURES FOR CURRENT PERIOD	EXPENDITURES TO DATE (including current period)
			(C=A+B)		
Awarded Contracts Cap Con	\$2,760,182,830	\$290,515	\$2,760,473,345	\$ 6,065,336	\$ 2,711,107,953
Budgeted Cap Con	\$190,996,685	(\$290,515)	\$190,706,170		
Unobligated Cap Con	\$0	\$0	\$0		
	<b>\$2,951,179,514</b>	\$0	<b>\$2,951,179,514</b>	<b>\$ 6,065,336</b>	<b>\$ 2,711,107,953</b>

# SCHOOL FACILITIES COMMISSION

## 2013-2014 SUMMARY REPORT FOR PROJECTS OBLIGATED WITH UN-ANTICIPATED ACCOUNT FUNDING 2013-2014

Beginning Balance for Un-Anticipated Account				\$	23,154,337
Date of Commission Meeting Transaction was Approved	DISTRICT NAME	SCHOOL NAME	TRANSACTION DESCRIPTION	2013-2014	
7/19/2012	Converse #1	Douglas ES	District requesting additional funding for new entryway and drop off.		(33,400.00)
7/19/2012	Campbell #1	Wagonwheel ES	Classroom addition and HVAC upgrade.		(402,759.00)
<b>07/19/12 Sub-Total</b>					<b>(436,159)</b>
8/23/2012	Laramie #1	Arp ES	District requesting to purchase Modular Classroom for the Arp ES site due to capacity issues.		(27,754.00)
8/23/2012	Sublette #9	Big Piney ES	Additional funding required for alternate bid for sunshades & landscaping.		(7,000.00)
8/23/2012	2012_CAPSTUDY	N/A	Additional funding requested for studies for Big Horn #3; Campbell #1; Fremont #25; Natrona #1; Park #6 School Distris.		(850,000.00)
<b>08/23/12 Sub-Total</b>					<b>(884,754)</b>
9/20/2012	Carbon #1	Modular Lease @ Rawlins ES	District is requesting to extend their current modular lease for one year.		(15,540.00)
9/20/2012	Fremont #14	Demolition of Bus Barn	District is requesting funding to demolish 9,000 square foot Bus Barn located at Indian ES site.		(133,128.00)
9/20/2012	Sublette #9	Big Piney ES	District is requesting to funding for installation of the natural gas and electric service to the new Big Piney ES.		(41,816.90)
9/20/2012	Teton #1	New Central Admin. Office	District is requesting additional funding to construct the new Central Admin. Building.		(226,120.00)
<b>09/20/12 Sub-Total</b>					<b>(416,604.90)</b>
10/18/2012	Big Horn #4	Bus Barn	District is requesting funds to Demo existing Bus Barn.		(189,664.00)
<b>10/18/12 Sub-Total</b>					<b>(189,664.00)</b>
11/15/2012	Laramie #1	New Goins ES	Fund request for a traffic study, asbestos abatement, air monitoring and FF&E		(62,014.95)
<b>11/15/12 Sub-Total</b>					<b>(62,014.95)</b>
12/19/2012	Laramie #1	Prairie Wind ES	Request for land lease for new Prairie Wind ES		(5,491.69)
12/19/2012	Laramie #1	Arp ES Land	Survey and Plat land adjacent to Arp ES		(8,303.82)

Date of Commission Meeting Transaction was Approved	DISTRICT NAME	SCHOOL NAME	TRANSACTION DESCRIPTION	2013-2014
			<b>12/19/12 Sub-Total</b>	(13,795.51)
1/16/2013	Laramie #1	TBD	Planning Funds for ES in East Triad	(45,000.00)
			<b>01/16/13 Sub-Total</b>	(45,000.00)
3/21/2013	Sweetwater #2	New Granger ES	Construction of New Granger ES	(773,386.00)
			<b>03/21/13 Sub-Total</b>	(773,386.00)
4/17/2013	Weston #1	Newcastle ES	Request for unanticipated funds for design and Construction to provide a private shower and restroom	(100,000.00)
4/17/2013	Weston #1	Newcastle ES	Request for unanticipated funds for the installation and lease of modular unit for a student enrolling for the school year beginning August 2013 - lease up to 3 years @ \$2,500.00 per month	(90,000.00)
4/17/2013	Fremont #14	Wyoming Indian K-5 ES	Request for unanticipated funds for the design of an additional 3,391 sq. ft. for cultural language classrooms	(210,000.00)
4/17/2013	Fremont #21	Ft. Washakie K-8 ES/MS	Request for unanticipated funds for the design of an additional 4,655 sq. ft. for cultural language and dance classrooms	(220,000.00)
4/17/2013	Goshen #1	Lingle-Ft. Laramie ES - K-12 Prod Kitch.	Request for unanticipated funds for the design of an additional 4,369 sq. ft. for a production kitchen and enlarged dining area	(250,000.00)
4/17/2013	Laramie #1	District Wide	Request for unanticipated funds for the lease 11 capacity modular facilities	(1,165,000.00)
			<b>04/17/13 Sub-Total</b>	(2,035,000.00)
5/16/2013	Uinta #4	Mtn. View MS Modular #1	Request from unanticipated fund to lease this modular unit for 1 additional year	(17,000.00)
5/16/2013	Fremont #25	Rendezvous ES Modular	Request from unanticipated fund to lease modular unit for 3 years to address capacity issue at elementary level	(134,925.00)
5/16/2013	Fremont #2	Dubois HS K-12	Request from unanticipated for additional construction monies	(380,711.00)
5/16/2013	Laramie #1	New 5-6 ES Prototype East Triad	Request from unanticipated for planning funds for new 5-6 ES prototype in east triad - per settlement agreement	(50,000.00)
5/16/2013	Natrona #1	North Casper ES Modular	Request from unanticipated funds to relocate modular from Central Admin Office to old North Casper ES site	(70,000.00)
5/16/2013	Sublette #9	Big Piney ES	Request from unanticipated fund for additional asbestos abatement	(130,850.00)
			<b>05/16/13 Sub-Total</b>	(783,486.00)

Date of Commission Meeting Transaction was Approved	DISTRICT NAME	SCHOOL NAME	TRANSACTION DESCRIPTION	2013-2014
6/20/2013	Fremont #25	Rendezvous ES (4-5)	Request from unanticipated fund for budget shortfall on the construction of a security vestibule at Rendezvous ES	(57,098.00)
6/20/2013	Sweewater #2	Granger ES (New)	Request from unanticipated fund for installation of utilities at the new Granger ES	(21,881.24)
6/20/2013	Uinta #1	Evanston MS (6-8)	Request from unanticipated fund for the abatement, Design and replacement of the Evanston MS roof	(2,110,395.00)
			<b>06/20/13 Sub-Total</b>	(2,189,374.24)
7/16/2013	Park #1	Powell MS	Request from unanticipated for Groathouse Constr. Slab sealant	(22,494.00)
7/16/2013	Sheridan #2	Story ES	Request from unanticipated for Supplement Remodel of Story ES	(674,779.30)
7/16/2013	Weston #1	Newcastle ES	Request from unanticipated for Completion of WES01 capacity solution for A&E services	(118,873.00)
7/16/2013	Sheridan #2	Story ES	Request from unanticipated for Supplement Remodel of Story ES	(224,779.30)
7/16/2013	Johnson #1	New Cloud Peak ES	Request from unanticipated to Complete construction	(142,746.00)
7/16/2013	Fremont #21	New Ft. Washakie HS	Request from unanticipated for Full design, construct admin, commissioning & owners rep	(894,072.00)
7/16/2013	Carbon #1	Rawlins ES Modular	Request from unanticipated for Lease modular for one additional year	(15,540.00)
7/16/2013	Campbell #1	Westwood Alt. HS	Request from unanticipated to Fund unfunded balance	(366,509.00)
			<b>07/16/13 Sub-Total</b>	(2,459,792.60)
8/22/2013	Big Horn #3	Two Modulares @ Greybull ES	Request from unanticipated fund to lease two modular units	(250,000.00)
			<b>08/22/13 Sub-Total</b>	(250,000.00)
9/19/2013	Natrona #1	Westwood ES	Request for unanticipated funds to reimburse Major Maintenance for expenses incurred for Southridge ES swing space @ Westwood ES	(780,062.00)
9/19/2013	Uinta #6	New Lyman Admin Building	Request for unanticipated funds for the general construction of the new Lyman admin/warehouse building	(1,193,495.60)
9/19/2013	Big Horn #3	Greybull MS	Request for unanticipated funds for the addition/gym renovation to Greybull MS	(396,799.00)
9/19/2013	Big Horn #4	Laura Irwin ES	Request for unanticipated funds for the design of the new Laura Irwin ES on a new site	(1,358,134.00)
			<b>09/19/13 Sub-Total</b>	(3,728,490.60)
10/17/2013	Laramie #1	Modular @ Arp ES	Request for unanticipated to replace modular destroyed in fire @ Arp ES	(109,500.00)

Date of Commission Meeting Transaction was Approved	DISTRICT NAME	SCHOOL NAME	TRANSACTION DESCRIPTION	2013-2014
10/17/2013	Washakie #1	Aquatic Center	Request for unanticipated for additional costs in Aquatic Center Demolition	(50,000.00)
10/17/2013	Sweetwater #1	New K-4 ES	Request for unanticipated to move forward with planning & design of new K-4 ES	(670,826.00)
10/17/2013	Lincoln #2	Thayne ES	Request for unanticipated to move forward with design of Thayne ES	(194,537.00)
10/17/2013	Johnson #1	Cloud Peak ES	Request for unanticipated for project change order @ Cloud Peak ES	(43,832.00)
			<b>10/17/13 Sub-Total</b>	<b>(1,068,695.00)</b>
11/20/2013	Sweetwater #2	Future Alt. School Property (Church)	Request for unanticipated to purchase church property for future alternative school	(425,000.00)
11/20/2013	Natrona #1	Southridge ES	Request for unanticipated for additional design funds for architect to continue work on Southridge ES	(95,500.00)
11/20/2013	Weston #1	New Bus Barn Fueling Station	Request for unanticipated to reimburse the districts major maint. Account for expenses incurred on the fueling station project	(100,000.00)
11/20/2013	Crook #1	New Sundance ES	Request for unanticipated to move forward with planning & design of the new Sundance ES	(1,226,323.00)
			<b>11/20/13 Sub-Total</b>	<b>(1,846,823.00)</b>
12/18/2013	Uinta #1	Evanston MS	Request for unanticipated for construction administration for renovation of Evanston MS	(280,847.00)
12/18/2013	Campbell #1	South HS	Request for unanticipated to move forward with planning & design of the South HS addition	(926,994.00)
			<b>12/18/13 Sub-Total</b>	<b>(1,207,841.00)</b>
1/23/2014	Laramie #1	New 5-6 ES Prototype East Triad	Request for unanticipated to move forward with planning & design of the new 5-6 ES	(723,586.00)
1/23/2014	Hot Springs #1	District Storage #4	Request for unanticipated for demolition of storage building #4	(21,428.00)
1/23/2014	Laramie #1	Prairie Wind ES	Request for unanticipated for general construction of Prairie Wind ES	(660,000.00)
1/23/2014	Fremont #25	Rendezvous ES (3-5) Modular #2 & #3	Request for unanticipated to lease two modular classrooms @ Rendezvous ES	(269,850.00)
			<b>01/23/14 Sub-Total</b>	<b>(1,674,864.00)</b>
3/20/2014	Big Horn #4	Future Laura Irwin ES K-5	Reverse the action taken in the September 2013 commission meeting to allot \$1,358,134 from 11-12 unanticipated	1,358,134.00
3/20/2014	Albany #1	Montessori Charter School building	Request from unanticipated funds for lease payments in the 2013 & 2014 school year	(52,944.92)
3/20/2014	Big Horn #3	Greybull MS/HS Aquatic Center (Swimming Pool)	Request from unanticipated funds for the demolition of the aquatic center (swimming pool)	(34,453.00)
3/20/2014	Natrona #1	North Casper ES	Request for unanticipated funding for a modular classroom unit @ North Casper ES	(170,915.00)
3/20/2014	Natrona #1	Park ES	Request for unanticipated funding for a modular classroom unit @ Park ES	(296,479.00)
3/20/2014	Carbon #2	Encampment K-12	Unanticipated funds for the Encampment K-12 lighting & controls project	(767,531.00)

Date of Commission Meeting Transaction was Approved	DISTRICT NAME	SCHOOL NAME	TRANSACTION DESCRIPTION	2013-2014
			<b>03/20/14 Sub-Total</b>	35,811.08
4/1/2014			Reimburse The Amounts Appropriated For The Unanticipated Costs Associated With The Design, Construction And Component Level Projects Funded Under 2013 Wyoming Session Laws, Chapter 129, Section 1(B)(Viii) Appropriation	6,481,277.00
			<b>04/01/14 Sub-Total</b>	6,481,277.00
4/24/2014	Park #16	Meeteetse ES/MS/HS (K-12) Gym	Request for unanticipated funds for phase 1 of the Gymnasium renovation	(235,447.00)
			<b>04/24/14 Sub-Total</b>	(235,447.00)
6/26/2014	Carbon #1	Mtn. View ES & Pershing ES	Emergency declared for the completion of asbestos removal projects for Pershing ES & Mtn. View ES (Executive Session)	(450,000.00)
6/26/2014	Fremont #25	Willow Creek ES (New)	Request for unanticipated to continue with design of Willow Creek ES	(600,792.00)
6/24/2014	Sublette #9	Big Piney HS (9-12)	Emergency request for additional funding to continue re-roof project (rejected @ April commission meeting) - approved in executive committee June meeting	(810,908.00)
6/26/2014	Albany #1	Indian Paintbrush ES Modular	Request for unanticipated for Modular for Indian Paintbrush ES (Moving modular from FRE21)	(80,000.00)
			<b>06/26/14 Sub-Total</b>	(1,941,700.00)
7/21/2014	Natrona #1	Westwood ES (Temp Swing Space)	Moving unanticipated due to commission not declaring emergency for this request	780,062.00
7/21/2014	Natrona #1	Westwood ES (Temp Swing Space)	Moving unanticipated due to commission not declaring emergency for this request	(780,062.00)
8/25/2014	Sublette #9	SUB09 BIG PINEY HS (9-12)	Emergency request for unanticipated for the Big Piney HS Re-roof	(635,274.00)
8/25/2014	Sublette #9	SUB09 BIG PINEY MS (6-8)	Emergency request for unanticipated for the Design & Construction of an addition to Big Piney MS (for special needs student arriving 08/2015)	(334,339.00)
8/25/2014	Fremont #14	FRE14 WYOMING INDIAN ES K-5	Request for unanticipated for the construction of the new Wyoming Indian ES	(1,525,453.00)
			<b>08/25/2014 Sub-Total</b>	(2,495,066.00)
9/22/2014	Teton #1	TET01 CENTRAL ADMIN OFFICE (NEW)	Project Complete & Closed, remaining funds taken back to unanticipated	19,155.93
9/22/2014	Laramie #1	LAR01 GOINS ES (NEW REPLACEMENT SCHOOL) K-6	Project Complete & Closed, remaining funds taken back to unanticipated	55,820.86
9/22/2014	N/A	N/A	Additional unanticipated funds in WOLFS not budgeted in AiM	32,310.37



Date of Commission Meeting Transaction was Approved	DISTRICT NAME	SCHOOL NAME	TRANSACTION DESCRIPTION	2013-2014
9/22/2014	Sweetwater #2	SWE02 Church Building (Expedition Academy) 9-12	Project Complete & Closed, remaining funds taken back to unanticipated	2,788.00
9/22/2014	Natrona #1	NAT01 North Casper ES Modular (Moved from Central Admin Space) K-5	Project Complete & Closed, remaining funds taken back to unanticipated	17,347.71
9/22/2014	Fremont #25	FRE25 Rendezvous ES (3-5)	Project Complete & Closed, remaining funds taken back to unanticipated	3,289.00
9/22/2014	Fremont #14	FRE14 Wyoming Indian ES Bus Barn (Demolished)	Project Complete & Closed, remaining funds taken back to unanticipated	44,648.00
9/22/2014	Big Horn #4	BIG04 4th Street Bus Barn (Demolished)	Project Complete & Closed, remaining funds taken back to unanticipated	98,653.00
			<b>09/16/2014 - 09/22/2014 Sub-Total</b>	274,012.87
10/8/2014	Teton #1	New Central Admin. Office	Original budget remaining monies had been reverted back to unanticipated. The project manager wasn't aware that the 11 month walkthrough bill had come through. Monies moved back to cover bill.	(9,227.00)
10/23/2014	Carbon #1	Rawlins ES Modular #1	Request for unanticipated to extend the existing lease of the modular facility at Rawlins ES for one additional year	(15,540.00)
			<b>10/08/2014 - 10/23/2014 Sub-Total</b>	(24,767.00)
12/18/2014	Sheridan #1	SHE01 Tongue River ES (NEW) K-5	Request for unanticipated funds to cover design budget deficit	(71,505.00)
12/18/2014	Goshen #1	GOS01 Lingle - Ft. Laramie ES (NEW) K-5	Request for unanticipated to cover initial construction costs	(800,000.00)
12/18/2014	Crook #1	CRO01 Sundance ES (NEW) K-6	Request for unanticipated funds to cover design budget deficit	(107,599.00)
			<b>12/18/2014 Sub-Total</b>	(979,104.00)
2/19/2015	Lincoln #2	LIN02 Administration Building (NEW)	Request for unanticipated for construction of new admin building	(336,139.00)
			<b>02/19/2015 Sub-Total</b>	(336,139.00)
4/27/2015	Carbon #1	CAR01 Rawlins ES Modular #1	Request for unanticipated to extend modular lease for one additional year	(15,540.00)
			<b>04/2015 Sub-Total</b>	(15,540.00)
5/31/2015	Sublette #9	SUB09 New Big Piney ES	Project Complete & Closed, remaining funds taken back to unanticipated	179,666.90
5/31/2015	Uinta #4	UIN04 Mtn. View MS Modular #1	Project Complete & Closed, remaining funds taken back to unanticipated	2,261.48
			<b>05/2015 Sub-Total</b>	181,928.38
6/18/2015	Natrona #1	NAT01 K-5 ES (New)	Request for unanticipated for design of new ES	(365,262.00)
			<b>06/2015 Sub-Total</b>	(365,262.00)
7/22/2015		Insurance funds reimbursed for LAR01 Arp ES Modular that caught fire returned to unanticipated account		88,143.61

Date of Commission Meeting Transaction was Approved	DISTRICT NAME	SCHOOL NAME	TRANSACTION DESCRIPTION	2013-2014
			<b>07/2015 Sub-Total</b>	88,143.61
8/20/2015	Carbon #1	CAR01 Bus Barn (New)	Request for unanticipated funding for the New Bus Barn on MS site	(250,000.00)
8/20/2015	Carbon #1	CAR01 Rawlins HS 9-12 (New)	Request for unanticipated funding for the New Rawlins HS 9-12	(1,500,000.00)
			<b>08/2015 Sub-Total</b>	(1,750,000.00)
10/9/2015	SFD	N/A	Closed project funds reverted back to unanticipated account	336,454.59
			<b>11/2015 Sub-Total</b>	336,454.59
2/18/2016	Crook #1	CRO01 Sundance ES (New) K-6	Request for unanticipated monies for water line infrastructure (\$295,645.00) re-imbursable back to SFD under recapture	(350,645.00)
			<b>02/2016 Sub-Total</b>	(350,645.00)
4/25/2016	Goshen #1	GOS01 Lingle-Ft. Laramie ES (New) K-5	Request for unanticipated funds to cover change orders on project	(273,436.00)
			<b>04/2016 Sub-Total</b>	(273,436.00)
6/22/2016	Fremont #14	FRE14 Wyoming Indian ES K-5	Request for unanticipated funds for construction change orders on project	(247,544.00)
6/22/2016	Carbon #1	CAR01 Rawlins ES Modular K-1	Request for unanticipated funds to pay for the modular for the next two years	(31,080.00)
6/23/2016	Sublette #9	SUB09 BIG PINEY HS (9-12)	Project Complete & Closed, remaining funds taken back to unanticipated	13,890.91
6/23/2016	Sweetwater #1	SWE01 Stagecoach ES (New)	Project Complete & Closed, remaining funds taken back to unanticipated	131,723.13
			<b>06/2016 Sub-Total</b>	(133,009.96)
12/15/2016	Carbon #1	CAR01 Pershing ES Main Bldg	Project Complete & Closed, remaining funds taken back to unanticipated	396.91
12/15/2016	Lincoln #2	LIN02 Thayne ES	Project Complete & Closed, remaining funds taken back to unanticipated	31,530.35
12/15/2016	Laramie #1	LAR01 Prairie Wind ES	Project Complete & Closed, remaining funds taken back to unanticipated	11,683.45
12/15/2016	Carbon #1	CAR01 Mountain View ES	Project Complete & Closed, remaining funds taken back to unanticipated	47,974.26
			<b>12/2016 Sub-Total</b>	91,584.97
2/22/2017	Sweetwater #1	SWE01 Black Butte HS	Request for unanticipated for demolition costs	(50,000.00)
			<b>02/2017 Sub-Total</b>	(50,000.00)
5/3/2017	Uinta #1	UIN01 Evanston MS	Request for unanticipated for construction costs	(150,000.00)
			<b>05/2017 Sub-Total</b>	(150,000.00)
		Transfer - B-11 #17448-027	B-11 #17448-027 transfer from 15-16 unanticipated to 13-14 unanticipated	350,645.00
			<b>09/2017 Sub-Total</b>	350,645.00
11/1/2017			11/2017 Reversions	218,668.25
			<b>11/2017 Sub-Total</b>	218,668.25

Date of Commission Meeting Transaction was Approved	DISTRICT NAME	SCHOOL NAME	TRANSACTION DESCRIPTION	2013-2014
7/1/2018			07/2018 Reversions	114,672.08
			<b>07/2018 Sub-Total</b>	114,672.08
4/5/2019			RE-APPROPRIATION OF UNANTICIPATED FUNDS THAT CAN BE USED FOR CP'S 1193 (SWE01 NEW SATELLITE HS) & 2844 (SHE02 JOHN SCHIFFER ALT SCHOOL) PER 2019 GENERAL SESSION, HB0001, ENROLLED ACT NO. 51, SECT. 313 (T)	(1,072,229.00)
			<b>03/2019 Sub-Total</b>	(1,072,229.00)
5/9/2019	Uinta #1	UIN01 Evanston MS	Request for unanticipated for construction costs	(741,159.00)
			<b>05/2019 Sub-Total</b>	(741,159.00)
			08/2019 Reversions	525,115.74
			<b>08/2019 Sub-Total</b>	525,115.74
			05/2020 Reversions	62,926.67
			<b>05/2020 Sub-Total</b>	62,926.67
			07/2022 Reversions	(452,771.10)
			<b>07/2022 Sub-Total</b>	(452,771.10)
			<b>Un-obligated Account Balance</b>	<b>\$ 483,557</b>

# SCHOOL FACILITIES COMMISSION

Current Period: June 1 - June 30, 2023

Commission Meeting: July 2023

REPORT: July 2002 through "Current Period"

## 2017-2018 SUMMARY REPORT FOR PROJECTS OBLIGATED WITH UN-ANTICIPATED ACCOUNT FUNDING 2017-2018

Beginning Balance for Un-Anticipated Account				\$	1,771,760
Date of Commission Meeting Transaction was Approved	DISTRICT NAME	SCHOOL NAME	TRANSACTION DESCRIPTION	TRANSFER (OUT) CURRENT PERIOD 2017-2018	
			07/2022 Reversions		(459,174.00)
			<b>Un-obligated Account Balance</b>	\$	<b>1,312,586</b>

# SCHOOL FACILITIES COMMISSION

## 2019-2020 SUMMARY REPORT FOR PROJECTS OBLIGATED WITH UN-ANTICIPATED ACCOUNT FUNDING 2019-2020

<b>Beginning Balance for Un-Anticipated Account</b>				<b>\$ 2,498,184</b>
<b>Date of Commission Meeting Transaction was Approved</b>	<b>DISTRICT NAME</b>	<b>SCHOOL NAME</b>	<b>TRANSACTION DESCRIPTION</b>	<b>TRANSFER (OUT) CURRENT PERIOD 2019-2020</b>
9/24/2019	Sheridan #3	SHE03 Arvada-Clearmont JHS/HS	Request for unanticipated for design costs	(8,478.00)
<b>08/2019 Sub-Total</b>				<b>(8,478.00)</b>
5/13/2020	Sheridan #3	SHE03 Arvada-Clearmont JHS/HS	Request for unanticipated for construction costs	(337,880.00)
<b>05/2020 Sub-Total</b>				<b>(337,880.00)</b>
<b>Un-obligated Account Balance</b>				<b>\$ 2,151,826</b>

Current Period: June 1 - June 30, 2023

# SCHOOL FACILITIES COMMISSION

Commission Meeting: July 2023

REPORT: July 2002 through "Current Period"

## 2021-2022 SUMMARY REPORT FOR PROJECTS OBLIGATED WITH UN-ANTICIPATED ACCOUNT FUNDING 2021-2022

<b>Beginning Balance for Un-Anticipated Account</b>				<b>\$ 1,500,000</b>
<b>Date of Commission Meeting Transaction was Approved</b>	<b>DISTRICT NAME</b>	<b>SCHOOL NAME</b>	<b>TRANSACTION DESCRIPTION</b>	<b>TRANSFER (OUT) CURRENT PERIOD 2021-2022</b>
4/28/2022	Laramie #1	LAR01 COYOTE RIDGE ES 5-6 (SITE REQUIRED TO PROVIDE ADEQUATE ACREAGE)	Request of unanticipated for construction	(500,000.00)
			<b>04/2022 Sub-Total</b>	(500,000.00)
			<b>Un-obligated Account Balance</b>	<b>\$ 1,000,000</b>

# SCHOOL FACILITIES COMMISSION

Current Period: June 1 - June 30, 2023

Commission Meeting: July 2023

REPORT: July 2002 through "Current Period"

## 2023-2024 SUMMARY REPORT FOR PROJECTS OBLIGATED WITH UN-ANTICIPATED ACCOUNT FUNDING 2023-2024

<b>Beginning Balance for Un-Anticipated Account</b>				<b>\$ 4,255,552</b>
Date of Commission Meeting Transaction was Approved	DISTRICT NAME	SCHOOL NAME	TRANSACTION DESCRIPTION	TRANSFER (OUT) CURRENT PERIOD 2023-2024
			No Transactions	-
			<b>04/2022 Sub-Total</b>	-
			<b>Un-obligated Account Balance</b>	<b>\$ 4,255,552</b>

**TRANSFER IN/(OUT) CURRENT PERIOD DETAIL -  
AWARDED CONTRACTS CAP CON  
CURRENT PERIOD: JUNE 1 - JUNE 30, 2023**

DISTRICT NAME	SCHOOL NAME	PROJECT DESCRIPTION	PROJECT NUMBER	TRANSFER IN/(OUT) CURRENT PERIOD
<b>CAP CON CONTRACT CHANGES</b>				
ALBANY 1	ALB01 SLADE ES (NEW)	SLADE ES REPLACEMENT	1003	28,719
BIG HORN 4	BIG04 CLOUD PEAK ES/MS (CLOSED)	DEMOLITION OF MANDERSON (CLOUD PEAK ES/MS)	3140	(1,000)
CAMPBELL 1	CAM01 FUTURE LITTLE POWDER ES/MS	LITTLE POWDER K-8 (NEW)	1176	7,900
FREMONT 25	FRE25 RIVERTON HS	HIGH SCHOOL AUDITORIUM ADDITION ONTO RIVERTON HS	3072	24,900
JOHNSON 1	JOH01 CLEAR CREEK MS	JOH01 CLEAR CREEK MS/D7105 - FEA PRIORITY 08 - DOOR KEYING SYSTEMS - CAPITAL SECURITY - CCMS ACCESS CONTROL SYSTEM	3276	16,712
LARAMIE 1	LAR01 COYOTE RIDGE ES 5-6 (SITE REQUIRED TO PROVIDE ADEQUATE ACREAGE)	COYOTE RIDGE 5-6 ES (CARLSON & POWDERHOUSE)	3097	(45,719)
LARAMIE 1	LAR01 SADDLE RIDGE ES - MODULAR #101	SADDLERIDGE ES MODULAR #101	1093	8,340
LARAMIE 1	LAR01 SADDLE RIDGE ES - MODULAR #102	SADDLERIDGE ES MODULAR #102 (MOVED FROM JESSUP ES)	1090	8,340
LARAMIE 1	LAR01 SUNRISE ES - MODULAR #101	SUNRISE ES MODULAR #101	1094	8,340
LARAMIE 1	LAR01 FRONTIER LEARNING CENTER (FORMERLY COLE ES NEIGHBORHOOD FACILITY)	FRONTIER LEARNING CENTER DEMOLITION	3226	18,760
LINCOLN 1	LIN01 NEW ALTERNATIVE SCHOOL	NEW ALTERNATIVE SCHOOL (FRONTIER)	3074	84,001
LINCOLN 2	LIN02 OSMOND ES	OSMOND ES ADDITION AND REMODEL	3076	7,393
NATRONA 1	NAT01 NATRONA COUNTY HS	MACC NATATORIUM BRIDGE	3026	(3,322)
NIOBRARA 1	NIO01 NIOBRARA COUNTY HS	NIOBRARA COUNTY HS FIRE ALARM SYSTEM	3081	2,400
PARK 1	PAR01 POWELL MS	PAR01 POWELL MS/D7505 - FEA PRIORITY 10 - VIDEO SURVEILLANCE RECORDING - CAPITAL SECURITY - REPLACE 3 OUTDATED AND OBSOLETE CAMERAS FOR THE SECURITY SYSTEM.	3275	2,729



**TRANSFER IN/(OUT) CURRENT PERIOD DETAIL -  
AWARDED CONTRACTS CAP CON  
CURRENT PERIOD: JUNE 1 - JUNE 30, 2023**

<b>DISTRICT NAME</b>	<b>SCHOOL NAME</b>	<b>PROJECT DESCRIPTION</b>	<b>PROJECT NUMBER</b>	<b>TRANSFER IN/(OUT) CURRENT PERIOD</b>
<b>CAP CON CONTRACT CHANGES</b>				
PARK 1	PAR01 CLARK ES	PAR01 CLARK ES/D7505 - FEA PRIORITY 10 - VIDEO SURVEILLANCE RECORDING - CAPITAL SECURITY - REPLACE OUTDATED AND OBSOLETE CAMERAS FOR THE SECURITY SYSTEM.	3274	7,836
SHERIDAN 2	SHE02 WOODLAND PARK ES	SHE02 WOODLAND PARK ES/D7301 - FEA PRIORITY 03 - TWO-WAY COMMUNICATIONS - CAPITAL SECURITY - VIDEO/INTERCOM	3281	7,552
SHERIDAN 2	SHE02 HIGHLAND PARK ES	SHE02 HIGHLAND PARK ES/D7301 - FEA PRIORITY 03 - TWO-WAY COMMUNICATIONS - CAPITAL SECURITY - VIDEO/INTERCOM	3280	7,763
SHERIDAN 2	SHE02 NEW JOHN SCHIFFER ALTERNATIVE SCHOOL ON SHERIDAN COLLEGE CAMPUS	SHE02 NEW JOHN SCHIFFER ALTERNATIVE SCHOOL ON SHERIDAN COLLEGE CAMPUS/D7301 - FEA PRIORITY 03 - TWO-WAY COMMUNICATIONS - CAPITAL SECURITY - VIDEO/INTERCOM	3282	11,253
SHERIDAN 2	SHE02 STORY ES	SHE02 STORY ES/D7301 - FEA PRIORITY 03 - TWO-WAY COMMUNICATIONS - CAPITAL SECURITY - VIDEO/INTERCOM	3278	11,253
SHERIDAN 2	SHE02 HENRY A. COFFEEN ES	SHE02 HENRY A. COFFEEN ES/D7301 - FEA PRIORITY 03 - TWO-WAY COMMUNICATIONS - CAPITAL SECURITY - VIDEO/INTERCOM	3277	11,897
SHERIDAN 2	SHE02 MEADOWLARK ES	SHE02 MEADOWLARK ES/D7301 - FEA PRIORITY 03 - TWO-WAY COMMUNICATIONS - CAPITAL SECURITY - VIDEO/INTERCOM	3279	12,568
WASHAKIE 2	WAS02 NEW TEN SLEEP ES/MS/HS	TEN SLEEP ES/MS/HS REMEDY	1164	47,816
WESTON 7	WES07 LLOYD W. NELSON ADMINISTRATION BLDG	WES07 LLOYD W. NELSON ADMINISTRATION BLDG/D7505 - FEA PRIORITY 10 - VIDEO SURVEILLANCE RECORDING - CAPITAL SECURITY - OUTSIDE SECURITY CAMERAS	3283	1,021

**TRANSFER IN/(OUT) CURRENT PERIOD DETAIL -  
 AWARDED CONTRACTS CAP CON  
 CURRENT PERIOD: JUNE 1 - JUNE 30, 2023**

<b>DISTRICT NAME</b>	<b>SCHOOL NAME</b>	<b>PROJECT DESCRIPTION</b>	<b>PROJECT NUMBER</b>	<b>TRANSFER IN/(OUT) CURRENT PERIOD</b>
<b>CAP CON CONTRACT CHANGES</b>				
WESTON 7	WES07 UPTON ES/MS	WES07 UPTON ES/MS/D7505 - FEA PRIORITY 10 - VIDEO SURVEILLANCE RECORDING - CAPITAL SECURITY - OUTSIDE SECURITY CAMERAS	3285	1,021
WESTON 7	WES07 UPTON HS	WES07 UPTON HS/D7505 - FEA PRIORITY 10 - VIDEO SURVEILLANCE RECORDING - CAPITAL SECURITY - OUTSIDE SECURITY CAMERAS	3286	2,042
		<b>Total Transfers</b>		<b>290,515</b>

**TRANSFER IN/(OUT) CURRENT PERIOD DETAIL -  
BUDGETED CAP CON  
CURRENT PERIOD JUNE 1 - JUNE 30, 2023**

DISTRICT NAME	SCHOOL NAME	PROJECT DESCRIPTION	PROJECT NUMBER	TRANSFER IN/(OUT) CURRENT PERIOD
<b>CAP CON BUDGET CHANGES</b>				
ALBANY 1	ALB01 SLADE ES (NEW)	SLADE ES REPLACEMENT	1003	(28,719)
BIG HORN 4	BIG04 CLOUD PEAK ES/MS (CLOSED)	DEMOLITION OF MANDERSON (CLOUD PEAK ES/MS)	3140	1,000
CAMPBELL 1	CAM01 FUTURE LITTLE POWDER ES/MS	LITTLE POWDER K-8 (NEW)	1176	(7,900)
FREMONT 25	FRE25 RIVERTON HS	HIGH SCHOOL AUDITORIUM ADDITION ONTO RIVERTON HS	3072	(24,900)
JOHNSON 1	JOH01 CLEAR CREEK MS	JOH01 CLEAR CREEK MS/D7105 - FEA PRIORITY 08 - DOOR KEYING SYSTEMS - CAPITAL SECURITY - CCMS ACCESS CONTROL SYSTEM	3276	(16,712)
LARAMIE 1	LAR01 FRONTIER LEARNING CENTER (FORMERLY COLE ES NEIGHBORHOOD FACILITY)	FRONTIER LEARNING CENTER DEMOLITION	3226	(18,760)
LARAMIE 1	LAR01 SADDLE RIDGE ES - MODULAR #102	SADDLERIDGE ES MODULAR #102 (MOVED FROM JESSUP ES)	1090	(8,340)
LARAMIE 1	LAR01 SADDLE RIDGE ES - MODULAR #101	SADDLERIDGE ES MODULAR #101	1093	(8,340)
LARAMIE 1	LAR01 SUNRISE ES - MODULAR #101	SUNRISE ES MODULAR #101	1094	(8,340)
LARAMIE 1	LAR01 COYOTE RIDGE ES 5-6 (SITE REQUIRED TO PROVIDE ADEQUATE ACREAGE)	COYOTE RIDGE 5-6 ES (CARLSON & POWDERHOUSE)	3097	45,719
LINCOLN 1	LIN01 NEW ALTERNATIVE SCHOOL	NEW ALTERNATIVE SCHOOL (FRONTIER)	3074	(84,001)
LINCOLN 2	LIN02 OSMOND ES	OSMOND ES ADDITION AND REMODEL	3076	(7,393)
NATRONA 1	NAT01 NATRONA COUNTY HS	MACC NATATORIUM BRIDGE	3026	3,322
NIOBRARA 1	NIO01 NIOBRARA COUNTY HS	NIOBRARA COUNTY HS FIRE ALARM SYSTEM	3081	(2,400)
PARK 1	PAR01 CLARK ES	PAR01 CLARK ES/D7505 - FEA PRIORITY 10 - VIDEO SURVEILLANCE RECORDING - CAPITAL SECURITY - REPLACE OUTDATED AND OBSOLETE CAMERAS FOR THE SECURITY SYSTEM.	3274	(7,836)
PARK 1	PAR01 POWELL MS	PAR01 POWELL MS/D7505 - FEA PRIORITY 10 - VIDEO SURVEILLANCE RECORDING - CAPITAL SECURITY - REPLACE 3 OUTDATED AND OBSOLETE CAMERAS FOR THE SECURITY SYSTEM.	3275	(2,729)
SHERIDAN 2	SHE02 MEADOWLARK ES	SHE02 MEADOWLARK ES/D7301 - FEA PRIORITY 03 - TWO-WAY COMMUNICATIONS - CAPITAL SECURITY - VIDEO/INTERCOM	3279	(12,568)

**TRANSFER IN/(OUT) CURRENT PERIOD DETAIL -  
BUDGETED CAP CON  
CURRENT PERIOD JUNE 1 - JUNE 30, 2023**

DISTRICT NAME	SCHOOL NAME	PROJECT DESCRIPTION	PROJECT NUMBER	TRANSFER IN/(OUT) CURRENT PERIOD
<b>CAP CON BUDGET CHANGES</b>				
SHERIDAN 2	SHE02 HENRY A. COFFEEN ES	SHE02 HENRY A. COFFEEN ES/D7301 - FEA PRIORITY 03 - TWO-WAY COMMUNICATIONS - CAPITAL SECURITY - VIDEO/INTERCOM	3277	(11,897)
SHERIDAN 2	SHE02 STORY ES	SHE02 STORY ES/D7301 - FEA PRIORITY 03 - TWO-WAY COMMUNICATIONS - CAPITAL SECURITY - VIDEO/INTERCOM	3278	(11,253)
SHERIDAN 2	SHE02 NEW JOHN SCHIFFER ALTERNATIVE SCHOOL ON SHERIDAN COLLEGE CAMPUS	SHE02 NEW JOHN SCHIFFER ALTERNATIVE SCHOOL ON SHERIDAN COLLEGE CAMPUS/D7301 - FEA PRIORITY 03 - TWO-WAY COMMUNICATIONS - CAPITAL SECURITY - VIDEO/INTERCOM	3282	(11,253)
SHERIDAN 2	SHE02 HIGHLAND PARK ES	SHE02 HIGHLAND PARK ES/D7301 - FEA PRIORITY 03 - TWO-WAY COMMUNICATIONS - CAPITAL SECURITY - VIDEO/INTERCOM	3280	(7,763)
SHERIDAN 2	SHE02 WOODLAND PARK ES	SHE02 WOODLAND PARK ES/D7301 - FEA PRIORITY 03 - TWO-WAY COMMUNICATIONS - CAPITAL SECURITY - VIDEO/INTERCOM	3281	(7,552)
WASHAKIE 2	WAS02 NEW TEN SLEEP ES/MS/HS	TEN SLEEP ES/MS/HS REMEDY	1164	(47,816)
WESTON 7	WES07 UPTON HS	WES07 UPTON HS/D7505 - FEA PRIORITY 10 - VIDEO SURVEILLANCE RECORDING - CAPITAL SECURITY - OUTSIDE SECURITY CAMERAS	3286	(2,042)
WESTON 7	WES07 LLOYD W. NELSON ADMINISTRATION BLDG	WES07 LLOYD W. NELSON ADMINISTRATION BLDG/D7505 - FEA PRIORITY 10 - VIDEO SURVEILLANCE RECORDING - CAPITAL SECURITY - OUTSIDE SECURITY CAMERAS	3283	(1,021)
WESTON 7	WES07 UPTON ES/MS	WES07 UPTON ES/MS/D7505 - FEA PRIORITY 10 - VIDEO SURVEILLANCE RECORDING - CAPITAL SECURITY - OUTSIDE SECURITY CAMERAS	3285	(1,021)
			<b>TOTAL</b>	<b>(290,515)</b>

SCHOOL FACILITIES DIVISION  
LSO REPORT  
06/30/2023

District	Facility	Description	Type	Appropriation (\$)	Current Budget (\$)	Awarded Contracts (\$)	Expensed (\$)	Unspent Contracts (\$)
ALBANY 1	ALB01 LARAMIE HS	NEW LARAMIE HS	NEW CONSTRUCTION	75,334,397.99	75,334,397.99	75,334,397.99	75,334,397.99	0.00
		PURCHASE LAND ADJACENT TO NEW LARAMIE HS SITE	LAND ACQUISITION	904,018.50	904,018.50	904,018.50	904,018.50	0.00
	ALB01 INDIAN PAINTBRUSH ES - MODULAR #1	INDIAN PAINTBRUSH MODULAR	MODULAR	139,450.00	139,450.00	139,450.00	139,450.00	0.00
	ALB01 OLD LARAMIE HS (DEMOLISHED)	OLD LARAMIE HS ABATEMENT & DEMOLITION	DEMOLITION	3,671,335.80	3,671,335.80	3,671,335.80	3,671,335.80	0.00
	ALB01 LARAMIE MS	LARAMIE JR HS PLANNING STUDY	STUDY	24,233.57	24,233.57	24,233.57	24,233.57	0.00
	ALB01 FUTURE LARAMIE MS	PURCHASE LAND FOR FUTURE SCHOOL	LAND ACQUISITION	750,000.00	750,000.00	0.00	0.00	0.00
	ALB01 LARAMIE MONTESSORI CHARTER SCHOOL	LARAMIE MONTESSORI CHARTER SCHOOL LEASE	LEASE	1,099,429.92	1,099,429.92	1,099,429.92	912,239.10	187,190.82
	ALB01 UW LABORATORY SCHOOL	UW LABORATORY SCHOOL MCER STUDY	STUDY	89,745.00	89,745.00	89,745.00	89,745.00	0.00
	ALB01 SLADE ES (NEW)	SLADE ES REPLACEMENT	NEW CONSTRUCTION	21,440,430.00	21,440,430.00	20,542,999.76	20,382,635.88	160,363.88
	ALB01 NOTCH PEAK ES/MS MODULAR	EMERGENCY - MODULAR FACILITY AT NOTCH PEAK ES	MODULAR	72,883.00	72,883.00	72,883.00	72,883.00	0.00
<b>ALBANY 1 Total</b>				<b>103,525,923.78</b>	<b>103,525,923.78</b>	<b>101,878,493.54</b>	<b>101,530,938.84</b>	<b>347,554.70</b>
<b>BIG HORN 1</b>	<b>BIG01 COWLEY ROCKY MOUNTAIN ES</b>	<b>ROCKY MOUNTAIN ES PLANNING STUDY</b>	<b>STUDY</b>	<b>0.00</b>	<b>0.00</b>	<b>0.00</b>	<b>0.00</b>	<b>0.00</b>
<b>BIG HORN 1 Total</b>				<b>0.00</b>	<b>0.00</b>	<b>0.00</b>	<b>0.00</b>	<b>0.00</b>
<b>BIG HORN 2</b>	<b>BIG02 LOVELL ES</b>	<b>LOVELL ES FOOD SERVICE STRUCTURAL ISSUES</b>	<b>COMPONENT</b>	<b>3,676,829.15</b>	<b>3,676,829.15</b>	<b>3,676,829.15</b>	<b>3,676,829.15</b>	<b>0.00</b>
	<b>BIG02 LOVELL HS</b>	<b>LOVELL HS RENOVATION</b>	<b>NEW CONST/RENO</b>	<b>9,930,422.59</b>	<b>9,930,422.59</b>	<b>9,930,422.59</b>	<b>9,930,422.59</b>	<b>0.00</b>
		<b>LOVELL HS ROOF REPLACEMENT</b>	<b>COMPONENT</b>	<b>648,388.00</b>	<b>648,388.00</b>	<b>648,388.00</b>	<b>648,388.00</b>	<b>0.00</b>
	<b>BIG02 LOVELL MS</b>	<b>LOVELL MS - HVAC REPLACEMENT</b>	<b>COMPONENT</b>	<b>1,548,455.00</b>	<b>1,548,455.00</b>	<b>1,548,455.00</b>	<b>107,829.76</b>	<b>1,440,625.24</b>
<b>BIG HORN 2 Total</b>				<b>15,804,094.74</b>	<b>15,804,094.74</b>	<b>15,804,094.74</b>	<b>14,363,469.50</b>	<b>1,440,625.24</b>
<b>BIG HORN 3</b>	<b>BIG03 GREYBULL MS/HS AQUATIC CENTER 9-12 (DEMOLISHED)</b>	<b>GREYBULL MS/HS AQUATIC CENTER DEMOLITION</b>	<b>DEMOLITION</b>	<b>169,783.20</b>	<b>169,783.20</b>	<b>169,783.20</b>	<b>169,783.20</b>	<b>0.00</b>
	<b>BIG03 GREYBULL ES</b>	<b>REPLACE GRAVEL UNDER PLAYGROUND EQUIPMENT FOR SAFETY AND HEALTH</b>	<b>COMPONENT</b>	<b>150,000.00</b>	<b>150,000.00</b>	<b>150,000.00</b>	<b>150,000.00</b>	<b>0.00</b>
	<b>BIG03 GREYBULL HS - QUIGG BLDG</b>	<b>QUIGG BUILDING (VOCATIONAL EDUCATION) AIR QUALITY REMEDIATION</b>	<b>COMPONENT</b>	<b>359,999.80</b>	<b>359,999.80</b>	<b>359,999.80</b>	<b>359,999.80</b>	<b>0.00</b>
		<b>QUIGG BUILDING - REPOINT MORTAR</b>	<b>COMPONENT</b>	<b>239,309.00</b>	<b>239,309.00</b>	<b>239,309.00</b>	<b>239,309.00</b>	<b>0.00</b>
	<b>BIG03 GREYBULL ES - MODULAR #2</b>	<b>GREYBULL ES MODULAR #2</b>	<b>MODULAR</b>	<b>137,700.00</b>	<b>137,700.00</b>	<b>137,700.00</b>	<b>137,700.00</b>	<b>0.00</b>
	<b>BIG03 GREYBULL MS</b>	<b>GREYBULL MS GYM/MIDDLE SCHOOL NEW CONSTRUCTION RENOVATION</b>	<b>NEW CONST/RENO</b>	<b>5,888,172.10</b>	<b>5,888,172.10</b>	<b>5,888,172.10</b>	<b>5,888,172.10</b>	<b>0.00</b>
	<b>BIG03 CENTRAL ADMINISTRATION (OLD GREYBULL MS)</b>	<b>LAND PURCHASE ADJACENT TO GREYBULL HS (0.344 ACRES)</b>	<b>LAND ACQUISITION</b>	<b>158,675.00</b>	<b>158,675.00</b>	<b>158,675.00</b>	<b>158,675.00</b>	<b>0.00</b>
		<b>BIG03 LAND PURCHASE ADJACENT TO GREYBULL HS (0.32 ACRES)</b>	<b>LAND ACQUISITION</b>	<b>79,168.51</b>	<b>79,168.51</b>	<b>79,168.51</b>	<b>79,168.51</b>	<b>0.00</b>
	<b>BIG03 GREYBULL HS - BUFF GYM</b>	<b>GREYBULL HS PARKING LOTS</b>	<b>COMPONENT</b>	<b>370,440.00</b>	<b>370,440.00</b>	<b>370,440.00</b>	<b>370,440.00</b>	<b>0.00</b>
	<b>BIG03 BUS BARN</b>	<b>BUS BARN HEAT INSTALL</b>	<b>COMPONENT</b>	<b>105,963.00</b>	<b>105,963.00</b>	<b>105,963.00</b>	<b>105,963.00</b>	<b>0.00</b>
	<b>BIG03 GREYBULL ES - MODULAR #1 (DISPOSED)</b>	<b>GREYBULL ES MODULAR #1</b>	<b>MODULAR</b>	<b>154,638.30</b>	<b>154,638.30</b>	<b>154,638.30</b>	<b>154,638.30</b>	<b>0.00</b>
<b>BIG HORN 3 Total</b>				<b>7,813,848.91</b>	<b>7,813,848.91</b>	<b>7,813,848.91</b>	<b>7,813,848.91</b>	<b>0.00</b>
<b>BIG HORN 4</b>	<b>BIG04 CLOUD PEAK ES/MS (CLOSED)</b>	<b>MANDERSON/CLOUD PEAK ES/MS UPS BACKUP COMM SYSTEM</b>	<b>COMPONENT</b>	<b>0.00</b>	<b>0.00</b>	<b>0.00</b>	<b>0.00</b>	<b>0.00</b>
		<b>DEMOLITION OF MANDERSON (CLOUD PEAK ES/MS)</b>	<b>DEMOLITION</b>	<b>2,220,475.75</b>	<b>2,220,475.75</b>	<b>2,030,007.00</b>	<b>2,030,007.00</b>	<b>0.00</b>
	<b>BIG04 LAURA IRWIN ES (NEW)</b>	<b>NEW LAURA IRWIN ES</b>	<b>NEW CONSTRUCTION</b>	<b>11,316,822.25</b>	<b>11,316,822.25</b>	<b>11,241,786.41</b>	<b>11,241,786.41</b>	<b>0.00</b>

**SCHOOL FACILITIES DIVISION  
LSO REPORT  
06/30/2023**

District	Facility	Description	Type	Appropriation (\$)	Current Budget (\$)	Awarded Contracts (\$)	Expensed (\$)	Unspent Contracts (\$)
<b>BIG HORN 4</b>	<b>BIG04 RIVERSIDE MS/HS (NEW)</b>	NEW RIVERSIDE MS/HS	NEW CONSTRUCTION	19,667,595.67	19,667,595.67	19,600,415.43	19,600,415.43	0.00
		RIVERSIDE MS/HS LOCKER ROOM PER 2020 BUDGET SESSION, SF0001, ENROLLED ACT NO. 40, SECT. 313(H) - REAPPROPRIATION	NEW CONST/RENO	1,540,294.66	1,540,294.66	1,008,048.23	995,137.08	12,911.15
<b>BIG HORN 4 Total</b>				<b>34,745,188.33</b>	<b>34,745,188.33</b>	<b>33,880,257.07</b>	<b>33,867,345.92</b>	<b>12,911.15</b>
<b>CAMPBELL 1</b>	<b>CAM01 4-J ES</b>	4J ES HVAC/CONTROLS	COMPONENT	126,585.00	126,585.00	126,585.00	126,585.00	0.00
	<b>CAM01 4-J ES - BOILER BLDG</b>	4J ES BOILER REPLACEMENT	COMPONENT	135,598.00	135,598.00	135,598.00	135,598.00	0.00
	<b>CAM01 CONESTOGA ES</b>	CONESTOGA ES NATURAL GAS BOILER INSTALL	COMPONENT	90,259.50	90,259.50	90,259.50	90,259.50	0.00
		CONESTOGA ES ROOF REPLACEMENT	COMPONENT	458,753.28	458,753.28	458,753.28	458,753.28	0.00
		CONESTOGA ES SITE DRAINAGE FIX	COMPONENT	630,947.57	630,947.57	630,947.57	630,947.57	0.00
	<b>CAM01 MEADOWLARK ES</b>	MEADOWLARK ES RENOVATION/HVAC/ELECTRICAL UPGRADE	COMPONENT	2,547,147.00	2,547,147.00	2,547,147.00	2,547,147.00	0.00
	<b>CAM01 ROZET ES</b>	ROZET ES HVAC CONSTRUCTION	COMPONENT	3,217,324.13	3,217,324.13	3,217,324.13	3,217,324.13	0.00
		ROZET ES ROOF REPLACEMENT	COMPONENT	1,748,197.36	1,748,197.36	1,748,197.36	1,748,197.36	0.00
	<b>CAM01 SUNFLOWER ES</b>	SUNFLOWER ES FIRE ALARM SYSTEM REPLACEMENT	COMPONENT	54,814.65	54,814.65	54,814.65	54,814.65	0.00
		SUNFLOWER ES GAS BOILER INSTALL	COMPONENT	184,186.68	184,186.68	184,186.68	184,186.68	0.00
		SUNFLOWER ES ROOF REPLACEMENT	COMPONENT	723,267.58	723,267.58	723,267.58	723,267.58	0.00
	<b>CAM01 WAGONWHEEL ES</b>	LAND PURCHASE ADJACENT TO WAGONWHEEL ES	LAND ACQUISITION	254,112.00	254,112.00	254,112.00	254,112.00	0.00
		WAGONWHEEL ES CLASSROOM ADDITION/HVAC UPGRADE	COMPONENT	1,199,954.71	1,199,954.71	1,199,954.71	1,199,954.71	0.00
		WAGONWHEEL ES PARKING LOTS (APPROVED AT JUNE 24, 2020 COMMISSION MEETING)	COMPONENT	1,013,349.98	1,013,349.98	1,013,349.98	1,013,349.98	0.00
		WAGONWHEEL ES ROOF REPLACEMENT	COMPONENT	996,497.00	996,497.00	36,000.00	25,292.62	10,707.38
	<b>CAM01 WRIGHT JHS/HS</b>	WRIGHT JR/SR HS EXTERIOR DOORS/HARDWARE REPLACEMENT	COMPONENT	133,335.20	133,335.20	133,335.20	133,335.20	0.00
		WRIGHT JR/SR HS FIRE ALARM SYSTEM REPLACEMENT	COMPONENT	124,982.79	124,982.79	124,982.79	124,982.79	0.00
	<b>CAM01 THUNDER BASIN HS</b>	SOUTH HS ADDITION/RENOVATION	NEW CONST/RENO	35,334,619.29	35,334,619.29	35,334,619.29	35,334,619.29	0.00
		SOUTH HS SPORTS FIELD	NEW CONSTRUCTION	3,863,952.70	3,863,952.70	3,863,952.70	3,863,952.70	0.00
	<b>CAM01 BUFFALO RIDGE ES</b>	NEW BUFFALO RIDGE ES	NEW CONSTRUCTION	16,605,067.11	16,605,067.11	16,605,067.11	16,605,067.11	0.00
	<b>CAM01 LAKEVIEW ES</b>	NEW LAKEVIEW ES	NEW CONSTRUCTION	16,047,308.61	16,047,308.61	16,047,308.61	16,047,308.61	0.00
	<b>CAM01 STOCKTRAIL ES</b>	NEW STOCKTRAIL ES	NEW CONSTRUCTION	17,514,982.75	17,514,982.75	17,514,982.75	17,514,982.75	0.00
	<b>CAM01 WESTWOOD HS</b>	NEW WESTWOOD ALTERNATIVE HS	NEW CONSTRUCTION	9,298,697.10	9,298,697.10	9,298,697.10	9,298,697.10	0.00
	<b>CAM01 CAMPBELL COUNTY HS - BOILER BLDG</b>	CAMPBELL COUNTY HS HEATING PLANT REPLACEMENT	COMPONENT	1,747,424.08	1,747,424.08	1,747,424.08	1,747,424.08	0.00
	<b>CAM01 FUTURE ES SITE (MOON MEADOWS) (INACTIVE)</b>	FUTURE ES SITE	NEW CONSTRUCTION	1,535,780.02	1,535,780.02	1,535,780.02	1,535,780.02	0.00
	<b>CAM01 CAMPBELL COUNTY HS (NORTH) MOBILE 2 (DISPOSED)</b>	CAMPBELL COUNTY HS - MODULAR #2	DEMOLITION	14,773.76	14,773.76	14,773.76	14,773.76	0.00
	<b>CAM01 TWIN SPRUCE JHS - MODULAR #2 (MIDDLE)</b>	TWIN SPRUCE - MODULAR #2	DEMOLITION	18,061.56	18,061.56	18,061.56	18,061.56	0.00
	<b>CAM01 TWIN SPRUCE JHS - MODULAR #3 (NORTH)</b>	TWIN SPRUCE - MODULAR #3	DEMOLITION	18,061.56	18,061.56	18,061.56	18,061.56	0.00
	<b>CAM01 FUTURE ES</b>	LAND FOR FUTURE ES	LAND ACQUISITION	192,310.16	192,310.16	192,310.16	192,310.16	0.00
	<b>CAM01 FUTURE TRANSPORTATION BUILDING</b>	NEW TRANSPORTATION BUILDING	NEW CONSTRUCTION	451,400.00	451,400.00	123,210.00	105,101.74	18,108.26
	<b>CAM01 TWIN SPRUCE JHS - PARISH HALL(DEMOLISHED)</b>	TWIN SPRUCE JHS - PARISH HALL DEMOLITION	DEMOLITION	436,773.07	436,773.07	436,773.07	436,773.07	0.00

SCHOOL FACILITIES DIVISION  
LSO REPORT  
06/30/2023

District	Facility	Description	Type	Appropriation (\$)	Current Budget (\$)	Awarded Contracts (\$)	Expensed (\$)	Unspent Contracts (\$)
<b>CAMPBELL 1</b>	<b>CAM01 MEADOWLARK ES - MODULAR #1 (DISPOSED)</b>	MEADOWLARK ES - MODULAR #1	DEMOLITION	54,517.30	54,517.30	54,517.30	54,517.30	0.00
	<b>CAM01 SUNFLOWER ES - MODULAR #1 (DEMOLISHED)</b>	SUNFLOWER ES - MODULAR #1	DEMOLITION	20,855.15	20,855.15	20,855.15	20,855.15	0.00
	<b>CAM01 TWIN SPRUCE JHS - MODULAR #1 (SOUTH) (DEMOLISHED)</b>	TWIN SPRUCE - MODULAR #1	DEMOLITION	30,191.89	30,191.89	30,191.89	30,191.89	0.00
	<b>CAM01 WAGONWHEEL ES - MODULAR #1 (DEMOLISHED)</b>	WAGONWHEEL ES - MODULAR #1	DEMOLITION	24,091.81	24,091.81	24,091.81	24,091.81	0.00
	<b>CAM01 FUTURE LITTLE POWDER ES/MS</b>	LITTLE POWDER K-8 (NEW)	NEW CONSTRUCTION	5,835,950.21	5,835,950.21	632,125.21	264,987.33	367,137.88
	<b>CAM01 CAMPBELL COUNTY HS - MODULAR #1 (DEMOLISHED)</b>	CAMPBELL COUNTY HS - MODULAR #1	DEMOLITION	21,002.02	21,002.02	21,002.02	21,002.02	0.00
	<b>CAM01 LITTLE POWDER ES/MS</b>	LITTLE POWDER ES/MS DEMOLITION	DEMOLITION	647,021.00	647,021.00	31,350.00	11,208.50	20,141.50
	<b>CAMPBELL 1 Total</b>			<b>123,352,153.58</b>	<b>123,352,153.58</b>	<b>116,243,970.58</b>	<b>115,827,875.56</b>	<b>416,095.02</b>
<b>CARBON 1</b>	<b>CAR01 RAWLINS ES K - 1 CAMPUS - MODULAR #1</b>	HIGHLAND HILLS ES MODULAR #1	MODULAR	108,780.00	108,780.00	108,780.00	108,780.00	0.00
	<b>CAR01 LITTLE SNAKE RIVER VALLEY ES/MS/HS</b>	LITTLE SNAKE RIVER VALLEY RENOVATION	NEW CONST/RENO	407,978.01	407,978.01	407,978.01	407,978.01	0.00
	<b>CAR01 RAWLINS MS</b>	RAWLINS MS RENOVATION	NEW CONST/RENO	2,881,577.61	2,881,577.61	2,881,577.61	2,881,577.61	0.00
	<b>CAR01 RAWLINS ES K - 1 CAMPUS</b>	RAWLINS ES K-1	NEW CONSTRUCTION	838,283.63	838,283.63	838,283.63	838,283.63	0.00
	<b>CAR01 RAWLINS TRANSPORTATION, STORAGE &amp; MAINTENANCE FACILITY</b>	NEW BUS BARN ON MS SITE	NEW CONSTRUCTION	3,727,930.74	3,727,930.74	3,727,930.74	3,727,930.74	0.00
	<b>CAR01 MOUNTAIN VIEW ES (DISPOSED)</b>	MOUNTAIN VIEW ES DEMOLITION	DEMOLITION	526,567.88	526,567.88	526,567.88	526,567.88	0.00
	<b>CAR01 PERSHING ES MAIN BLDG (DISPOSED)</b>	PERSHING ES DEMOLITION	DEMOLITION	394,102.11	394,102.11	394,102.11	394,102.11	0.00
	<b>CAR01 RAWLINS HS (DEMOLISHED)</b>	ASBESTOS ABATEMENT AT OLD RAWLINS HS	DEMOLITION	2,937,803.32	2,937,803.32	2,937,803.32	2,937,803.32	0.00
	<b>CAR01 RAWLINS HS</b>	NEW RAWLINS HS	NEW CONST/RENO	41,291,612.98	41,291,612.98	41,291,612.98	41,291,612.98	0.00
	<b>CAR01 SINCLAIR ES K-5 (DISPOSED)</b>	SINCLAIR ES RENOVATION	NEW CONST/RENO	1,050,813.22	1,050,813.22	1,050,813.22	1,050,813.22	0.00
	<b>CAR01 RAWLINS ES CONSOLIDATED 2 - 5 CAMPUS</b>	NEW RAWLINS CONSOLIDATED ES	NEW CONSTRUCTION	20,625,031.22	20,625,031.22	20,625,031.22	20,625,031.22	0.00
		NEW RAWLINS CONSOLIDATED ES PRODUCTION KITCHEN	NEW CONST/RENO	1,896,455.27	1,896,455.27	1,896,455.27	1,896,455.27	0.00
		RAWLINS CONSOLIDATED ES DESIGN ADDITION/RENOVATION	NEW CONSTRUCTION	477,072.47	477,072.47	477,072.47	477,072.47	0.00
	<b>CARBON 1 Total</b>			<b>77,164,008.46</b>	<b>77,164,008.46</b>	<b>77,164,008.46</b>	<b>77,164,008.46</b>	<b>0.00</b>
<b>CARBON 2</b>	<b>CAR02 ENCAMPMENT ES/MS/HS</b>	ENCAMPMENT K-12 LIGHT/HVAC CONTROL UPGRADES	COMPONENT	916,105.66	916,105.66	916,105.66	916,105.66	0.00
	<b>CAR02 HANNA ES</b>	NEW HANNA ES	NEW CONST/RENO	9,807,800.26	9,807,800.26	9,807,800.26	9,807,800.26	0.00
	<b>CAR02 ENCAMPMENT BUS BARN</b>	NEW ENCAMPMENT K-12 BUS BARN	NEW CONSTRUCTION	564,635.59	564,635.59	564,635.59	564,635.59	0.00
	<b>CAR02 MEDICINE BOW BUS BARN</b>	NEW MEDICINE BOW BUS BARN	NEW CONSTRUCTION	509,838.69	509,838.69	509,838.69	509,838.69	0.00
	<b>CAR02 HANNA-ELK MOUNTAIN JHS/HS</b>	HANNA-ELK MOUNTAIN 7-12 HVAC REPLACEMENT	COMPONENT	2,731,070.45	2,731,070.45	2,731,070.45	2,731,070.45	0.00
<b>CARBON 2 Total</b>			<b>14,529,450.65</b>	<b>14,529,450.65</b>	<b>14,529,450.65</b>	<b>14,529,450.65</b>	<b>0.00</b>	
<b>CONVERSE 1</b>	<b>CON01 DOUGLAS UPPER ES</b>	NEW DOUGLAS UPPER ES	NEW CONSTRUCTION	10,913,718.60	10,913,718.60	10,913,718.60	10,913,718.60	0.00
	<b>CON01 DRY CREEK ES MODULAR</b>	DRY CREEK ES MODULAR REPLACEMENT	MODULAR	166,213.59	166,213.59	166,213.59	166,213.59	0.00
	<b>CON01 MOSS AGATE ES MODULAR</b>	MOSS AGATE ES MODULAR REPLACEMENT	MODULAR	203,507.39	203,507.39	203,507.39	203,507.39	0.00
	<b>CON01 WHITE ES MODULAR</b>	WHITE ES MODULAR REPLACEMENT	MODULAR	186,232.48	186,232.48	186,232.48	186,232.48	0.00
	<b>CON01 DOUGLAS HS</b>	DOUGLAS HS HVAC	COMPONENT	5,527,747.00	5,527,747.00	3,526,121.00	3,466,901.00	59,220.00
	<b>CON01 SHAWNEE ES (NEW) STICK BUILT</b>	NEW SHAWNEE ES	NEW CONSTRUCTION	270,400.29	270,400.29	270,400.29	270,400.29	0.00
	<b>CON01 DOUGLAS MS</b>	DOUGLAS MS HVAC REPLACEMENT	COMPONENT	3,942,009.00	3,942,009.00	261,327.00	65,100.00	196,227.00
	<b>CON01 DOUGLAS PRIMARY ES</b>	DOUGLAS PRIMARY ES - HVAC REPLACEMENT	COMPONENT	2,639,498.00	2,639,498.00	2,576,927.00	124,270.00	2,452,657.00

SCHOOL FACILITIES DIVISION  
LSO REPORT  
06/30/2023

District	Facility	Description	Type	Appropriation (\$)	Current Budget (\$)	Awarded Contracts (\$)	Expensed (\$)	Unspent Contracts (\$)
<b>CONVERSE 1 Total</b>				<b>23,849,326.35</b>	<b>23,849,326.35</b>	<b>18,104,447.35</b>	<b>15,396,343.35</b>	<b>2,708,104.00</b>
<b>CONVERSE 2</b>	<b>CON02 GLENROCK ACTIVITY COMPLEX - FOOTBALL STADIUM</b>	GLENROCK HS ARTIFICIAL TURF	NEW CONST/RENO	500,000.00	500,000.00	500,000.00	500,000.00	0.00
	<b>CON02 BOXELDER ES - MODULAR #2 (CORRECTED)</b>	BOXELDER ES MODULAR #2 PURCHASE/SET-UP	MODULAR	323,346.00	323,346.00	323,346.00	323,346.00	0.00
	<b>CON02 GLENROCK INTERMEDIATE/MS</b>	GLENROCK MS PARKING LOT DEMOLITION	COMPONENT	156,126.00	156,126.00	156,126.00	156,126.00	0.00
<b>CONVERSE 2 Total</b>				<b>979,472.00</b>	<b>979,472.00</b>	<b>979,472.00</b>	<b>979,472.00</b>	<b>0.00</b>
<b>CROOK 1</b>	<b>CRO01 SUNDANCE JHS/HS</b>	LAND PURCHASE FOR SUNDANCE HS TRACK AND FIELD	LAND ACQUISITION	55,000.00	55,000.00	55,000.00	55,000.00	0.00
		LAND PURCHASE ADJACENT TO SUNDANCE HIGH SCHOOL (TO BE USED FOR GREEN SPACE)	LAND ACQUISITION	20,000.00	20,000.00	20,000.00	20,000.00	0.00
	<b>CRO01 SUNDANCE ES</b>	NEW SUNDANCE ES	NEW CONSTRUCTION	16,174,739.94	16,174,739.94	16,174,739.94	16,174,739.94	0.00
	<b>CRO01 OLD SUNDANCE CENTRAL OFFICE/STORAGE (DEMOLISHED)</b>	OLD ADMINISTRATION BUILDING DEMOLITION	DEMOLITION	359,153.20	359,153.20	359,153.20	359,153.20	0.00
		PURCHASE LAND ADJACENT TO EXISTING MOORCROFT HS	LAND ACQUISITION	180,143.00	180,143.00	180,143.00	180,143.00	0.00
	<b>CRO01 MOORCROFT MS/HS</b>	NEW MOORCROFT ES	NEW CONST/RENO	22,319,263.14	22,319,263.14	22,319,263.14	22,319,263.14	0.00
<b>CROOK 1 Total</b>				<b>39,108,299.28</b>	<b>39,108,299.28</b>	<b>39,108,299.28</b>	<b>39,108,299.28</b>	<b>0.00</b>
<b>FREMONT 1</b>	<b>FRE01 GANNETT PEAK ES</b>	NEW GANNETT PEAK ES	NEW CONSTRUCTION	18,399,566.56	18,399,566.56	18,399,566.56	18,399,566.56	0.00
	<b>FRE01 JEFFREY CITY ES</b>	JEFFREY CITY ES RENOVATION/DEMOLITION	DEMOLITION	2,221,446.25	2,221,446.25	2,221,446.25	2,221,446.25	0.00
	<b>FRE01 LANDER VALLEY HS</b>	LANDER VALLEY HS ROOF REPLACEMENT	COMPONENT	0.00	0.00	0.00	0.00	0.00
<b>FREMONT 1 Total</b>				<b>20,621,012.81</b>	<b>20,621,012.81</b>	<b>20,621,012.81</b>	<b>20,621,012.81</b>	<b>0.00</b>
<b>FREMONT 14</b>	<b>FRE14 WYOMING INDIAN ES</b>	NEW WYOMING INDIAN ES	NEW CONSTRUCTION	18,572,683.30	18,572,683.30	18,572,683.30	18,572,683.30	0.00
<b>FREMONT 14 Total</b>				<b>18,572,683.30</b>	<b>18,572,683.30</b>	<b>18,572,683.30</b>	<b>18,572,683.30</b>	<b>0.00</b>
<b>FREMONT 2</b>	<b>FRE02 DUBOIS ES/MS/HS</b>	DUBOIS ES/MS NEW CONSTRUCTION RENOVATION	NEW CONST/RENO	15,214,991.97	15,214,991.97	15,214,991.97	15,214,991.97	0.00
		DUBOIS ES/MS/HS K-12 BOILER REPLACEMENT	COMPONENT	771,344.00	771,344.00	488,374.00	77,666.40	410,707.60
<b>FREMONT 2 Total</b>				<b>15,986,335.97</b>	<b>15,986,335.97</b>	<b>15,703,365.97</b>	<b>15,292,658.37</b>	<b>410,707.60</b>
<b>FREMONT 21</b>	<b>FRE21 FORT WASHAKIE ES/MS</b>	NEW FORT WASHAKIE ES/MS	NEW CONSTRUCTION	41,630,201.40	41,630,201.40	41,630,201.40	41,630,201.40	0.00
	<b>FRE21 FORT WASHAKIE HS</b>	NEW FORT WASHAKIE 9-12 HS	NEW CONSTRUCTION	17,875,296.50	17,875,296.50	17,875,296.50	17,875,296.50	0.00
<b>FREMONT 21 Total</b>				<b>59,505,497.90</b>	<b>59,505,497.90</b>	<b>59,505,497.90</b>	<b>59,505,497.90</b>	<b>0.00</b>
<b>FREMONT 24</b>	<b>FRE24 SHOSHONI ES/MS/HS</b>	NEW SHOSHONI K-12	NEW CONSTRUCTION	48,904,868.86	48,904,868.86	48,904,868.86	48,904,868.86	0.00
<b>FREMONT 24 Total</b>				<b>48,904,868.86</b>	<b>48,904,868.86</b>	<b>48,904,868.86</b>	<b>48,904,868.86</b>	<b>0.00</b>
<b>FREMONT 25</b>	<b>FRE25 BUS BARN</b>	BUS BARN REMEDY COMPONENT SCORES 1 AND 2	COMPONENT	1,873,354.00	1,873,354.00	1,873,354.00	1,873,354.00	0.00
	<b>FRE25 FUTURE ES</b>	LAND PURCHASE FOR FUTURE ES	NEW CONSTRUCTION	313,298.75	313,298.75	313,298.75	313,298.75	0.00
	<b>FRE25 FRONTIER ACADEMY (TAC)</b>	EMERGENCY REMEDY STEAM BOILER FAILURE AT TONKIN ACTIVITY CENTER	COMPONENT	518,375.45	518,375.45	518,375.45	518,375.45	0.00
		FRONTIER ACADEMY (TAC) DEMOLITION	DEMOLITION	3,997,583.00	3,997,583.00	1,240,106.00	210,539.94	1,029,566.06
	<b>FRE25 RENDEZVOUS ES</b>	RENDEZVOUS ES 3-5 PLANNING STUDY	STUDY	0.00	0.00	0.00	0.00	0.00
		RENDEZVOUS ES ROOF REMEDY	COMPONENT	1,485,018.79	1,485,018.79	1,485,018.79	1,485,018.79	0.00
		RIVERTON RENDEZVOUS ES - SANITARY WASTE	COMPONENT	2,334,138.00	2,334,138.00	0.00	0.00	0.00



**SCHOOL FACILITIES DIVISION  
LSO REPORT  
06/30/2023**

District	Facility	Description	Type	Appropriation (\$)	Current Budget (\$)	Awarded Contracts (\$)	Expensed (\$)	Unspent Contracts (\$)	
FREMONT 25	FRE25 RIVERTON HS	RIVERTON HS REMODEL/REPAIR BUILDING COMPONENTS	COMPONENT	2,276,601.44	2,276,601.44	2,276,601.44	2,276,601.44	0.00	
		RIVERTON HS REPLACE SKYLIGHTS	COMPONENT	394,031.26	394,031.26	394,031.26	394,031.26	0.00	
		RIVERTON HS AIR HANDLING UNIT REPLACEMENT	COMPONENT	502,422.30	502,422.30	502,422.30	502,422.30	0.00	
		RIVERTON HS ELECTRICAL DISTRIBUTION UPGRADE	COMPONENT	206,120.00	206,120.00	206,120.00	206,120.00	0.00	
		RIVERTON HS PARKING LOT REHABILITATION	COMPONENT	900,589.50	900,589.50	900,589.50	900,589.50	0.00	
	FRE25 WILLOW CREEK ES	RIVERTON HS WRESTLING ROOM ADDITION TAC REMEDY	NEW CONST/RENO	770,565.00	770,565.00	752,031.95	749,429.43	2,602.52	
		HIGH SCHOOL AUDITORIUM ADDITION ONTO RIVERTON HS	NEW CONSTRUCTION	8,236,700.00	8,236,700.00	828,775.00	546,455.75	282,319.25	
		LAND PURCHASE ADJACENT TO WILLOW CREEK ES - 1.21 ACRES	LAND ACQUISITION	51,151.24	51,151.24	51,151.24	51,151.24	0.00	
		NEW WILLOW CREEK ES	NEW CONSTRUCTION	15,623,467.47	15,623,467.47	15,623,467.47	15,623,467.47	0.00	
		FRE25 RENDEZVOUS ES - MODULAR #1 (DISPOSED)	RENDEZVOUS ES MODULAR #1	MODULAR	81,539.46	81,539.46	81,539.46	81,539.46	0.00
		FRE25 RENDEZVOUS ES - MODULAR #2 (DISPOSED)	RENDEZVOUS ES MODULAR #2	MODULAR	87,616.16	87,616.16	87,616.16	87,616.16	0.00
		FRE25 RENDEZVOUS ES - MODULAR #3 (DISPOSED)	RENDEZVOUS ES MODULAR #3	MODULAR	87,170.92	87,170.92	87,170.92	87,170.92	0.00
		FRE25 JACKSON ES	JACKSON ES K-2 PLANNING STUDY	STUDY	0.00	0.00	0.00	0.00	0.00
		JACKSON ES WASTE & DOMESTIC WATER REPLACE	COMPONENT	1,730,594.00	1,730,594.00	23,980.00	0.00	23,980.00	
		JACKSON ES ROOF REPLACEMENT	COMPONENT	886,985.80	886,985.80	886,985.80	886,985.80	0.00	
FRE25 ASHGROVE ES	ASHGROVE ES WATER & SEWER REPLACEMENT	COMPONENT	99,029.00	99,029.00	99,029.00	99,029.00	0.00		
FRE25 TAC - ADMINISTRATION BLDG	MOST COST EFFECTIVE FACILITY UTILIZATION STUDY	STUDY	40,062.47	40,062.47	40,062.47	40,062.47	0.00		
FRE25 RIVERTON HS - CAREER CENTER	RIVERTON HS CAREER CENTER SANITARY LINES REPLACEMENT	COMPONENT	457,966.00	457,966.00	457,966.00	457,966.00	0.00		
FRE25 RIVERTON MS	CAREER CENTER SPACE RENOVATION TO ACCOMMODATE HIGH NEEDS STUDENTS PHYSICAL NEEDS	RENOVATION	95,845.63	95,845.63	95,845.63	95,845.63	0.00		
	CAREER CENTER RENOVATION TAC REMEDY	NEW CONST/RENO	668,279.01	668,279.01	668,279.01	667,596.47	682.54		
	RIVERTON MS ROOF REPLACEMENT	COMPONENT	1,177,299.26	1,177,299.26	1,177,299.26	1,177,299.26	0.00		
FRE25 FRONTIER ACADEMY/ALT	ALT/SPECIAL SERVICES RENOVATION TAC REMEDY	NEW CONST/RENO	392,764.99	392,764.99	392,072.99	391,304.91	768.08		
<b>FREMONT 25 Total</b>			<b>45,288,568.90</b>	<b>45,288,568.90</b>	<b>31,063,189.85</b>	<b>29,723,271.40</b>	<b>1,339,918.45</b>		
FREMONT 38	FRE38 ARAPAHOE MS(EDUC 6-8)	ROOF REPLACEMENT AT ARAPAHOE MS	COMPONENT	164,177.00	164,177.00	164,177.00	164,177.00	0.00	
<b>FREMONT 38 Total</b>			<b>164,177.00</b>	<b>164,177.00</b>	<b>164,177.00</b>	<b>164,177.00</b>	<b>0.00</b>		
FREMONT 6	FRE06 WIND RIVER MS/HS	WIND RIVER MS/HS HEATING & COOLING SYSTEM	COMPONENT	2,011,478.67	2,011,478.67	2,011,478.67	2,011,478.67	0.00	
		WIND RIVER JHS/HS ROOF REPLACEMENT	COMPONENT	709,284.02	709,284.02	709,284.02	709,284.02	0.00	
<b>FREMONT 6 Total</b>			<b>2,720,762.69</b>	<b>2,720,762.69</b>	<b>2,720,762.69</b>	<b>2,720,762.69</b>	<b>0.00</b>		
GOSHEN 1	GOS01 LINGLE-FORT LARAMIE BUS BARN #1 (DEMOLISHED)	DEMOLITION OF OLD LINGLE FT. LARAMIE ES BUS BARN #1	DEMOLITION	0.00	0.00	0.00	0.00	0.00	
	GOS01 TORRINGTON HS	TORRINGTON HS MECHANICAL AND ELECTRICAL COMPONENT CORRECTIONS	COMPONENT	201,805.00	201,805.00	201,805.00	201,805.00	0.00	
		TORRINGTON HS RENOVATION	RENOVATION	1,207,168.44	1,207,168.44	1,207,168.44	1,207,168.44	0.00	
	GOS01 TRAIL ES	TRAIL ES HVAC	COMPONENT	598,148.00	598,148.00	598,148.00	598,148.00	0.00	

**SCHOOL FACILITIES DIVISION  
LSO REPORT  
06/30/2023**

District	Facility	Description	Type	Appropriation (\$)	Current Budget (\$)	Awarded Contracts (\$)	Expensed (\$)	Unspent Contracts (\$)
<b>GOSHEN 1</b>	<b>GOS01 LINGLE-FORT LARAMIE MS/HS</b>	LAND PURCHASE ADJ. TO LINGLE-FT. LARAMIE MS/HS	LAND ACQUISITION	0.00	0.00	0.00	0.00	0.00
	<b>GOS01 SOUTHEAST ES/MS/HS</b>	SOUTHEAST ES/MS/HS TEETERS FIELD ARTIFICIAL TURF	NEW CONST/RENO	500,000.00	500,000.00	500,000.00	500,000.00	0.00
	<b>GOS01 LINGLE - FT. LARAMIE ES</b>	NEW LINGLE FT. LARAMIE ES	NEW CONSTRUCTION	12,799,245.35	12,799,245.35	12,799,245.35	12,799,245.35	0.00
	<b>GOS01 LAGRANGE ES</b>	LAGRANGE ES K-6 PLANNING STUDY	STUDY	35,000.00	35,000.00	35,000.00	35,000.00	0.00
	<b>GOS01 TORRINGTON HS - TECHNOLOGY BLDG (DEMOLISHING - IN PROCESS)</b>	REPLACE PLUMBING AT TORRINGTON HS TECH ED BUILDING	COMPONENT	8,111.34	8,111.34	8,111.34	8,111.34	0.00
		TORRINGTON HS - TECHNOLOGY BLDG DEMOLITION	DEMOLITION	238,852.00	238,852.00	0.00	0.00	0.00
<b>GOSHEN 1 Total</b>				<b>15,588,330.13</b>	<b>15,588,330.13</b>	<b>15,349,478.13</b>	<b>15,349,478.13</b>	<b>0.00</b>
<b>HOT SPRINGS 1</b>	<b>HOT01 DISTRICT STORAGE #4</b>	DISTRICT STORAGE BUILDING #4 DEMOLITION	DEMOLITION	51,915.60	51,915.60	51,915.60	51,915.60	0.00
	<b>HOT01 THERMOPOLIS MS</b>	THERMOPOLIS MS ROOF REPLACEMENT	COMPONENT	594,099.84	594,099.84	594,099.84	594,099.84	0.00
<b>HOT SPRINGS 1 Total</b>				<b>646,015.44</b>	<b>646,015.44</b>	<b>646,015.44</b>	<b>646,015.44</b>	<b>0.00</b>
<b>JOHNSON 1</b>	<b>JOH01 BUFFALO HS</b>	BUFFALO HS CURB AND GUTTER AROUND TRACK	COMPONENT	0.00	0.00	0.00	0.00	0.00
	<b>JOH01 MEADOWLARK ES</b>	MEADOWLARK ES PARENT DROP-OFF	COMPONENT	150,000.00	150,000.00	150,000.00	150,000.00	0.00
	<b>JOH01 CLOUD PEAK ES</b>	NEW CLOUD PEAK ES	NEW CONSTRUCTION	12,529,006.61	12,529,006.61	12,529,006.61	12,529,006.61	0.00
<b>JOHNSON 1 Total</b>				<b>12,679,006.61</b>	<b>12,679,006.61</b>	<b>12,679,006.61</b>	<b>12,679,006.61</b>	<b>0.00</b>
<b>LARAMIE 1</b>	<b>LAR01 FUTURE ES IN EAST TRIAD (24 ACRE SITE SOUTH OF STOREY BLVD) MURRAY PROPERTY SECTION 20</b>	LAND PURCHASE FOR FUTURE ES	NEW CONSTRUCTION	2,127,057.16	2,127,057.16	2,127,057.16	2,127,057.16	0.00
	<b>LAR01 SADDLE RIDGE II ES (FUTURE)</b>	LAND PURCHASE FOR FUTURE ES (SADDLE RIDGE II ES)	LAND ACQUISITION	1,936,065.38	1,936,065.38	1,736,065.38	1,736,065.38	0.00
	<b>LAR01 ARP ES - MODULAR #601</b>	ARP ES MODULAR #601	MODULAR	195,155.13	195,155.13	175,499.91	175,499.91	0.00
	<b>LAR01 ARP ES - MODULAR #701</b>	ARP ES MODULAR #701	MODULAR	150,156.39	150,156.39	121,798.01	121,798.01	0.00
	<b>LAR01 BAGGS ES - MODULAR #101</b>	BAGGS ES MODULAR #101	MODULAR	144,753.02	144,753.02	144,753.02	144,753.02	0.00
	<b>LAR01 CAREY JHS - MODULAR #4</b>	CAREY JR/HS MODULAR #4	MODULAR	122,717.34	122,717.34	122,717.34	122,717.34	0.00
	<b>LAR01 DILDINE ES - MODULAR #201</b>	DILDINE ES MODULAR #201	MODULAR	114,077.65	114,077.65	114,077.65	114,077.65	0.00
	<b>LAR01 FREEDOM ES - MODULAR #101</b>	FREEDOM ES MODULAR #101	MODULAR	142,991.99	142,991.99	142,991.99	142,991.99	0.00
	<b>LAR01 HOBBS ES - MODULAR #3</b>	HOBBS ES MODULAR #3	MODULAR	132,925.99	132,925.99	132,925.99	132,925.99	0.00
	<b>LAR01 PIONEER PARK ES - MODULAR #2</b>	PIONEER PARK ES MODULAR #2	MODULAR	88,239.52	88,239.52	88,239.52	88,239.52	0.00
	<b>LAR01 SUNRISE ES - MODULAR #101</b>	SUNRISE ES MODULAR #101	MODULAR	217,344.74	217,344.74	179,863.61	171,523.61	8,340.00
	<b>LAR01 FREEDOM ES</b>	FREEDOM ES 4 CLASSROOM ADDITION	NEW CONST/RENO	3,023,977.71	3,023,977.71	3,023,977.71	3,023,977.71	0.00
	<b>LAR01 DAVIS ES</b>	NEW DAVIS ES	NEW CONSTRUCTION	15,571,866.87	15,571,866.87	15,571,866.87	15,571,866.87	0.00
	<b>LAR01 DEMING ES</b>	DEMING ES PLANNING STUDY FOR BUILDING REMEDY	NEW CONSTRUCTION	78,715.73	78,715.73	78,715.73	78,715.73	0.00
	<b>LAR01 EAST HS - OKIE BLANCHARD SPORTS COMPLEX</b>	NEW EAST HS OKIE BLANCHARD SPORT COMPLEX	NEW CONSTRUCTION	4,411,357.50	4,411,357.50	4,411,357.50	4,411,357.50	0.00
	<b>LAR01 MEADOWLARK ES</b>	NEW MEADOWLARK ES	NEW CONSTRUCTION	20,419,606.38	20,419,606.38	20,419,606.38	20,419,606.38	0.00
	<b>LAR01 PRAIRIE WIND ES</b>	NEW PRAIRIE WIND ES	NEW CONSTRUCTION	18,709,947.62	18,709,947.62	18,709,947.62	18,709,947.62	0.00
	<b>LAR01 ADMINISTRATION BLDG</b>	PLANNING FUNDS TO EVALUATE CAPACITY REMEDY	STUDY	145,000.00	145,000.00	145,000.00	145,000.00	0.00
		LAR01 MCER CAPACITY STUDY FOR 9-12 GRADE CONFIGURATION	STUDY	229,685.15	229,685.15	229,685.15	229,685.15	0.00
	<b>LAR01 SADDLE RIDGE ES - MODULAR #101</b>	SADDLERIDGE ES MODULAR #101	MODULAR	218,579.87	218,579.87	181,062.16	172,722.16	8,340.00
	<b>LAR01 SADDLE RIDGE ES - MODULAR #102</b>	SADDLERIDGE ES MODULAR #102 (MOVED FROM JESSUP ES)	MODULAR	317,292.18	317,292.18	243,462.45	235,122.45	8,340.00

SCHOOL FACILITIES DIVISION  
LSO REPORT  
06/30/2023

District	Facility	Description	Type	Appropriation (\$)	Current Budget (\$)	Awarded Contracts (\$)	Expensed (\$)	Unspent Contracts (\$)
LARAMIE 1	LAR01 SADDLE RIDGE ES - MODULAR #103	LAR01 SADDLE RIDGE ES MODULAR 103 (MOVED FROM ANDERSON ES)	MODULAR	227,894.04	227,894.04	227,894.04	227,894.04	0.00
	LAR01 CAREY JHS - MODULAR #3	CAREY JR/HS MODULAR #3	MODULAR	122,717.33	122,717.33	122,717.33	122,717.33	0.00
	LAR01 BAIN ES	BAIN ES ALC DCC CONTROLS UPGRADE	COMPONENT	47,796.70	47,796.70	47,796.70	47,796.70	0.00
	LAR01 COLE ES	COLE ES ALC DDC CONTROLS UPGRADE	COMPONENT	65,909.12	65,909.12	65,909.12	65,909.12	0.00
	LAR01 DILDINE ES	DILDINE ES RENOVATION	COMPONENT	7,136,435.00	7,136,435.00	7,134,442.25	7,112,045.35	22,396.90
	LAR01 FUTURE COLE ES (NEW)	FUTURE COLE ES (NEW)	NEW CONSTRUCTION	591,396.25	591,396.25	591,396.25	591,396.25	0.00
	LAR01 BAIN ES - MODULAR #4	BAIN ES MODULAR DEMOLITION	DEMOLITION	20,295.00	20,295.00	20,295.00	20,295.00	0.00
	LAR01 COYOTE RIDGE ES 5-6 (SITE REQUIRED TO PROVIDE ADEQUATE ACREAGE)	COYOTE RIDGE 5-6 ES (CARLSON & POWDERHOUSE)	NEW CONSTRUCTION	31,545,349.75	31,545,349.75	29,721,472.47	21,153,044.69	8,568,427.78
	LAR01 CAREY JHS	NEW CAREY JR/HS	NEW CONSTRUCTION	45,139,121.73	45,139,121.73	45,139,121.73	45,139,121.73	0.00
	LAR01 PODER ACADEMY CHARTER ES	LARAMIE PODER ACADEMY CHARTER SCHOOL LEASE	LEASE	2,349,106.46	2,349,106.46	2,349,106.46	1,976,259.54	372,846.92
	LAR01 PODER ACADEMY SECONDARY CHARTER SCHOOL (PASS)	PASS CHARTER SCHOOL LEASE	LEASE	1,193,161.19	1,193,161.19	872,581.19	629,730.49	242,850.70
	LAR01 FRONTIER LEARNING CENTER (FORMERLY COLE ES NEIGHBORHOOD FACILITY)	FRONTIER LEARNING CENTER DEMOLITION	DEMOLITION	854,959.00	854,959.00	662,530.34	597,340.35	65,189.99
	<b>LARAMIE 1 Total</b>			<b>157,791,654.89</b>	<b>157,791,654.89</b>	<b>155,055,934.03</b>	<b>145,759,201.74</b>	<b>9,296,732.29</b>
LARAMIE 2	LAR02 BURNS JHS/HS	BURNS JR/SR HS SPORTS FIELD AND TRACK RENOVATION	NEW CONST/RENO	1,434,312.53	1,434,312.53	1,434,312.53	1,434,312.53	0.00
	LAR02 PINE BLUFFS ES	NEW PINE BLUFFS ES	NEW CONSTRUCTION	10,014,479.00	10,014,479.00	10,014,479.00	10,014,479.00	0.00
	LAR02 ALBIN ES	ALBIN ES HVAC CONTROLS UPGRADE	COMPONENT	23,727.00	23,727.00	23,727.00	23,727.00	0.00
	LAR02 ALBIN ES - SIXTIES ADDITION	ALBIN ES 60'S ADDITION HVAC CONTROLS UPGRADE	COMPONENT	65,719.00	65,719.00	65,719.00	65,719.00	0.00
<b>LARAMIE 2 Total</b>			<b>11,538,237.53</b>	<b>11,538,237.53</b>	<b>11,538,237.53</b>	<b>11,538,237.53</b>	<b>0.00</b>	
LINCOLN 1	LIN01 KEMMERER JHS/HS	KEMMERER HS RENOVATION	NEW CONST/RENO	19,575,705.07	19,575,705.07	19,575,705.07	19,575,705.07	0.00
	LIN01 CANYON ES (INCLUDES THE KEMMERER ES STUDENTS)	CANYON ES (OLD KEMMERER MS KITCHEN/CAFETERIA RENOVATION)	NEW CONST/RENO	1,026,182.82	1,026,182.82	1,026,182.82	1,026,182.82	0.00
	LIN01 NEW ALTERNATIVE SCHOOL	NEW ALTERNATIVE SCHOOL (FRONTIER)	NEW CONSTRUCTION	4,579,994.00	4,579,994.00	4,198,540.27	3,555,694.52	642,845.75
	LIN01 NEW FRONTIER HS (WAS KEMMERER ES) (DEMOLISHING)	KEMMERER ES	COMPONENT	74,795.00	74,795.00	74,795.00	74,795.00	0.00
<b>LINCOLN 1 Total</b>			<b>25,256,676.89</b>	<b>25,256,676.89</b>	<b>24,875,223.16</b>	<b>24,232,377.41</b>	<b>642,845.75</b>	
LINCOLN 2	STATEWIDE PROJECTS NOT CHARGED TO ONE SPECIFIC BUILDING	CAPACITY MCER STUDY FOR AFTON ES & OSMOND ES	STUDY	127,220.00	127,220.00	127,220.00	127,220.00	0.00
	LIN02 THAYNE ES	THAYNE ES CLASSROOM ADDITION	NEW CONST/RENO	2,608,066.14	2,608,066.14	2,608,066.14	2,608,066.14	0.00
	LIN02 ADMINISTRATION BLDG	NEW ADMINISTRATION BUILDING	NEW CONSTRUCTION	3,468,430.81	3,468,430.81	3,468,430.81	3,468,430.81	0.00
	LIN02 AFTON ES	AFTON ES ADDITION AND REMODEL	NEW CONST/RENO	6,714,895.00	6,714,895.00	5,927,274.42	3,599,768.89	2,327,505.53
	LIN02 OSMOND ES	OSMOND ES ADDITION AND REMODEL	NEW CONST/RENO	3,453,824.00	3,453,824.00	3,087,132.33	1,960,037.42	1,127,094.91
<b>LINCOLN 2 Total</b>			<b>16,372,435.95</b>	<b>16,372,435.95</b>	<b>15,218,123.70</b>	<b>11,763,523.26</b>	<b>3,454,600.44</b>	
NATRONA 1	NAT01 CY JR HIGH MAIN BLDG 6-9 (DEMOLISHED)	CY JR/HS MAIN BUILDING DEMOLITION	DEMOLITION	1,672,334.73	1,672,334.73	1,672,334.73	1,672,334.73	0.00
	NAT01 FOREST OIL ES/RESIDENCE (DEMOLISHED)	FORREST OIL ES/RESIDENCE DEMOLITION	DEMOLITION	8,942.24	8,942.24	8,942.24	8,942.24	0.00
	NAT01 NORTH CASPER ES PORTABLE 3 (MOVED TO RED CREEK ES)	NORTH CASPER ES MODULAR #3	MODULAR	96,234.19	96,234.19	96,234.19	96,234.19	0.00

**SCHOOL FACILITIES DIVISION  
LSO REPORT  
06/30/2023**

District	Facility	Description	Type	Appropriation (\$)	Current Budget (\$)	Awarded Contracts (\$)	Expensed (\$)	Unspent Contracts (\$)
<b>NATRONA 1</b>	<b>NAT01 BAR NUNN ES</b>	BAR NUNN ES ADDITION	NEW CONST/RENO	4,384,580.65	4,384,580.65	4,384,580.65	4,384,580.65	0.00
		BARN NUNN ES BUS LOOP EXTENSION	COMPONENT	210,754.60	210,754.60	210,754.60	210,754.60	0.00
	<b>NAT01 PARK ES - MODULAR #4</b>	PARK ES MODULAR #4	MODULAR	95,425.66	95,425.66	95,425.66	95,425.66	0.00
	<b>NAT01 PARK ES - MODULAR #5</b>	PARK ES MODULAR #5	MODULAR	95,425.65	95,425.65	95,425.65	95,425.65	0.00
	<b>NAT01 MIDWEST ES/MS/HS</b>	MIDWEST ES/MS/HS PLANNING FUNDING FOR REMEDY OF BUILDING	NEW CONST/RENO	45,132.39	45,132.39	45,132.39	45,132.39	0.00
		MIDWEST ES/MS/HS - ROOF REPLACEMENT	COMPONENT	2,211,914.00	2,211,914.00	1,931,180.00	503,883.50	1,427,296.50
	<b>NAT01 NATRONA COUNTY HS</b>	NATRONA COUNTY HS NEW CONSTRUCTION RENOVATION	NEW CONST/RENO	122,486,447.61	122,486,447.61	122,486,447.61	122,486,447.61	0.00
		MACC NATATORIUM BRIDGE	NEW CONSTRUCTION	1,545,431.00	1,545,431.00	844,578.88	844,578.88	0.00
	<b>NAT01 KELLY WALSH HS</b>	NEW KELLY WALSH HS	NEW CONSTRUCTION	95,242,229.96	95,242,229.96	95,242,229.96	95,242,229.96	0.00
	<b>NAT01 LINCOLN ES</b>	NEW LINCOLN ES	NEW CONSTRUCTION	14,973,779.12	14,973,779.12	14,973,779.12	14,973,779.12	0.00
	<b>NAT01 ROOSEVELT HS</b>	NEW ROOSEVELT ALTERNATIVE HS	NEW CONSTRUCTION	16,192,660.24	16,192,660.24	16,192,660.24	16,192,660.24	0.00
	<b>NAT01 SOUTHRIDGE ES</b>	NEW SOUTHRIDGE ES	NEW CONSTRUCTION	11,812,657.89	11,812,657.89	11,812,657.89	11,812,657.89	0.00
	<b>NAT01 NCHS - MACC (MUSTANG ACTIVITIES COMMUNITY CENTER)</b>	NEW NCHS STUDENT FITNESS AND ACTIVITY CENTER	NEW CONSTRUCTION	11,426,273.30	11,426,273.30	11,426,273.30	11,426,273.30	0.00
		NEW PATHWAYS INNOVATION CENTER	NEW CONSTRUCTION	28,721,315.10	28,721,315.10	28,721,315.10	28,721,315.10	0.00
	<b>NAT01 JOURNEY ES</b>	NEW K-5 ES	NEW CONSTRUCTION	13,917,014.50	13,917,014.50	13,917,014.50	13,917,014.50	0.00
	<b>NAT01 RITTENOUR PROPERTY-MORAD PARK (DEMOLISHED)</b>	RITTENOUR PROPERTY-MORAD PARK DEMOLITION	DEMOLITION	69,039.06	69,039.06	69,039.06	69,039.06	0.00
		RED CREEK ES MODULAR	NEW CONSTRUCTION	159,206.36	159,206.36	159,206.36	159,206.36	0.00
	<b>NAT01 PINEVIEW ES</b>	PINEVIEW ES	NEW CONSTRUCTION	742,640.84	742,640.84	742,640.84	742,640.84	0.00
	<b>NATRONA 1 Total</b>			<b>326,109,439.09</b>	<b>326,109,439.09</b>	<b>325,127,852.97</b>	<b>323,700,556.47</b>	<b>1,427,296.50</b>
	<b>NIOBRARA 1</b>	<b>NIO01 LANCE CREEK ES MODULAR</b>	LANCE CREEK ES MODULAR	MODULAR	314,536.54	314,536.54	314,536.54	314,536.54
NIOBRARA COUNTY HS FIRE ALARM SYSTEM			COMPONENT	576,578.00	576,578.00	202,366.92	198,943.13	3,423.79
<b>NIOBRARA 1 Total</b>			<b>891,114.54</b>	<b>891,114.54</b>	<b>516,903.46</b>	<b>513,479.67</b>	<b>3,423.79</b>	
<b>PARK 1</b>	<b>PAR01 FUTURE ES (K-5)</b>	LAND PURCHASE FOR FUTURE ES	NEW CONSTRUCTION	270,130.20	270,130.20	270,130.20	270,130.20	0.00
		POWELL HS DEMOLITION	NEW CONST/RENO	3,255,264.64	3,255,264.64	3,255,264.64	3,255,264.64	0.00
		POWELL HS KITCHEN/CAFETERIA ADDITION	NEW CONST/RENO	4,352,178.55	4,352,178.55	4,352,178.55	4,352,178.55	0.00
		POWELL MS NEW CONSTRUCTION RENOVATION	NEW CONSTRUCTION	19,866,970.86	19,866,970.86	19,866,970.86	19,866,970.86	0.00
<b>PAR01 PARKSIDE ES</b>	PARKSIDE ES STUDY TO EVALUALTE CAPACITY REMEDY	STUDY	0.00	0.00	0.00	0.00	0.00	
<b>PARK 1 Total</b>			<b>27,744,544.25</b>	<b>27,744,544.25</b>	<b>27,744,544.25</b>	<b>27,744,544.25</b>	<b>0.00</b>	
<b>PARK 16</b>	<b>PAR16 MEETEETSE ES/MS/HS - GYM</b>	MEETEETSE ES/MS/HS GYM RENOVATION	COMPONENT	2,784,828.15	2,784,828.15	2,784,828.15	2,784,828.15	0.00
<b>PARK 16 Total</b>			<b>2,784,828.15</b>	<b>2,784,828.15</b>	<b>2,784,828.15</b>	<b>2,784,828.15</b>	<b>0.00</b>	
<b>PARK 6</b>	<b>PAR06 GLENN LIVINGSTON ES</b>	GLENN LIVINGSTON REMODEL	NEW CONST/RENO	219,055.11	219,055.11	219,055.11	219,055.11	0.00
		SUNSET ES ADDITION	NEW CONST/RENO	145,975.18	145,975.18	145,975.18	145,975.18	0.00
		VALLEY ES RECREATIONAL BUILDING	NEW CONSTRUCTION	421,524.96	421,524.96	421,524.96	421,524.96	0.00
<b>PARK 6 Total</b>			<b>786,555.25</b>	<b>786,555.25</b>	<b>786,555.25</b>	<b>786,555.25</b>	<b>0.00</b>	
<b>PLATTE 1</b>	<b>PLA01 FUTURE TRANSPORTATION BUILDING</b>	NEW TRANSPORTATION SITE PARKING	NEW CONSTRUCTION	76,897.25	76,897.25	76,897.25	76,897.25	0.00
		GLENDO BUS BARN DEMOLITION	DEMOLITION	46,700.64	46,700.64	46,700.64	46,700.64	0.00
		LIBBEY ES FIRE SPRINKLER/NEW DROP CEILING/NEW LIGHTING SYSTEM	COMPONENT	802,516.18	802,516.18	802,516.18	802,516.18	0.00

**SCHOOL FACILITIES DIVISION  
LSO REPORT  
06/30/2023**

District	Facility	Description	Type	Appropriation (\$)	Current Budget (\$)	Awarded Contracts (\$)	Expensed (\$)	Unspent Contracts (\$)	
<b>PLATTE 1</b>	<b>PLA01 LIBBEY ES</b>	LIBBEY ES FITTINGS, SANITARY WASTE, BATHROOM FIXTURES	COMPONENT	116,408.00	116,408.00	116,408.00	115,948.76	459.24	
	<b>PLA01 WHEATLAND HS - ACTIVITIES BLDG MAIN BLDG</b>	EMERGENCY - RENOVATE CONCESSIONS ROOM IN COMMONS AREA FOR FOOD SERVICE (SHORT TERM SOLUTION)	RENOVATION	233,348.06	233,348.06	233,348.06	233,348.06	0.00	
	<b>PLA01 WEST ES</b>		WHEATLAND HS MAIN BLDG/ACTIVITIES AUDITORIUM RIGGING & HVAC	COMPONENT	1,896,225.00	1,896,225.00	1,896,225.00	1,843,040.92	53,184.08
			WEST ES HVAC REPLACEMENT	COMPONENT	1,392,692.25	1,392,692.25	1,392,692.25	1,392,692.25	0.00
			WEST ES ROOF AND HEATER REPAIR	COMPONENT	242,127.47	242,127.47	242,127.47	242,127.47	0.00
	<b>PLA01 CHUGWATER ES/MS/HS</b>		WEST ES SEWER LINE	COMPONENT	1,374,402.00	1,374,402.00	1,374,402.00	1,374,342.62	59.38
			CHUGWATER HS COAL BOILER REPLACEMENT	COMPONENT	170,829.57	170,829.57	170,829.57	170,829.57	0.00
			WHEATLAND MS ROOF REPLACEMENT	COMPONENT	1,772,760.00	1,772,760.00	0.00	0.00	0.00
	<b>PLATTE 1 Total</b>				<b>8,124,906.42</b>	<b>8,124,906.42</b>	<b>6,352,146.42</b>	<b>6,298,443.72</b>	<b>53,702.70</b>
<b>PLATTE 2</b>	<b>PLA02 GUERNSEY-SUNRISE ES/MS/HS</b>	GUERNSEY SUNRISE ES/MS/HS GYM ROOF REPLACEMENT	COMPONENT	103,440.00	103,440.00	103,440.00	103,440.00	0.00	
	<b>PLA02 GUERNSEY-SUNRISE ES/MS/HS - GROUNDS KEEPER BLDG/HS AUTO SHOP</b>	GROUNDS KEEPER BUILDING/HS AUTO SHOP ROOF REPLACEMENT	COMPONENT	15,000.00	15,000.00	15,000.00	15,000.00	0.00	
<b>PLATTE 2 Total</b>				<b>118,440.00</b>	<b>118,440.00</b>	<b>118,440.00</b>	<b>118,440.00</b>	<b>0.00</b>	
<b>SCHOOL FACILITIES DEPARTMENT</b>	<b>STATEWIDE SECURITY PROJECTS</b>	STATEWIDE SECURITY PROJECTS	SECURITY	11,565,679.32	11,565,679.32	11,479,688.52	10,661,703.70	817,984.82	
<b>SCHOOL FACILITIES DEPARTMENT Total</b>				<b>11,565,679.32</b>	<b>11,565,679.32</b>	<b>11,479,688.52</b>	<b>10,661,703.70</b>	<b>817,984.82</b>	
<b>SFC_FINANCE</b>	<b>STATEWIDE PROJECTS NOT CHARGED TO ONE SPECIFIC BUILDING</b>	2015 STATEWIDE SECURITY ASSESSMENT; FACILITY ENGINEERING ASSOCIATES (FEA)	STUDY	1,647,238.93	1,647,238.93	1,647,238.93	1,647,238.93	0.00	
		COMPONENT PRIORITIZATION STUDY (WHITE PAPER) ASSET PRESERVATION	STUDY	250,000.00	250,000.00	250,000.00	250,000.00	0.00	
		2016 STATEWIDE CONDITION ASSESSMENT; FACILITY ENGINEERING ASSOCIATES (FEA)	STUDY	2,744,898.00	2,744,898.00	2,744,898.00	2,744,898.00	0.00	
		COLEMAN ENGINEERING 15-16 CONTRACT MISCELLANEOUS SERVICES	STUDY	27,247.08	27,247.08	27,247.08	27,247.08	0.00	
		COLEMAN ENGINEERING - DESIGN GUIDELINES REVISIONS (2017-2018)	STUDY	64,187.50	64,187.50	64,187.50	64,187.50	0.00	
		WYOMING STATE CONSTRUCTION DEPARTMENT ENERGY AUDIT (SFD PORTION)	STUDY	33,217.54	33,217.54	33,217.54	33,217.54	0.00	
		FACILITY ENGINEERING ASSOCIATES (FEA) - PROFESSIONAL SERVICES CONTRACT #0828 - ASSET PRESERVATION FACILITIES MANAGEMENT PRACTICES	STUDY	196,568.75	196,568.75	196,568.75	196,568.75	0.00	
		2020 STATEWIDE LOCATION UPDATES; FACILITY ENGINEERING ASSOCIATES (FEA)	STUDY	1,342,023.33	1,342,023.33	1,342,023.33	1,342,023.33	0.00	
		PUBLIC KNOWLEDGE, LLC (PROCUREMENT, RULES, CONTRACTS & PROCEDURES)	STUDY	376,380.00	376,380.00	376,380.00	376,380.00	0.00	
		2022 STATEWIDE CONDITION ASSESSMENT; BUREAU VERITAS TECHNICAL ASSESSMENTS LLC	STUDY	2,042,113.89	2,042,113.89	2,042,113.89	1,644,523.98	397,589.91	
<b>SFC_FINANCE Total</b>				<b>8,723,875.02</b>	<b>8,723,875.02</b>	<b>8,723,875.02</b>	<b>8,326,285.11</b>	<b>397,589.91</b>	
<b>SFC_PLANNING</b>	<b>STATEWIDE PROJECTS NOT CHARGED TO ONE SPECIFIC BUILDING</b>	STATEWIDE FACILITY CAPACITY STUDY	STUDY	872,200.00	872,200.00	872,200.00	872,200.00	0.00	

**SCHOOL FACILITIES DIVISION  
LSO REPORT  
06/30/2023**

District	Facility	Description	Type	Appropriation (\$)	Current Budget (\$)	Awarded Contracts (\$)	Expensed (\$)	Unspent Contracts (\$)	
SFC_PLANNING	STATEWIDE PROJECTS NOT CHARGED TO ONE SPECIFIC BUILDING	2012 STATEWIDE FACILITY CONDITION ASSESSMENT; FACILITY ENGINEERING ASSOCIATES (FEA)	STUDY	3,727,589.00	3,727,589.00	3,727,589.00	3,727,589.00	0.00	
		COOPERATIVE STRATEGIES, LLC - EDUCATIONAL SUITABILITY STUDY	STUDY	165,308.00	165,308.00	165,308.00	165,308.00	0.00	
<b>SFC_PLANNING Total</b>				<b>4,765,097.00</b>	<b>4,765,097.00</b>	<b>4,765,097.00</b>	<b>4,765,097.00</b>	<b>0.00</b>	
SHERIDAN 1	SHE01 TONGUE RIVER MS	TONGUE RIVER MS BOILER REPLACEMENT	COMPONENT	801,439.00	801,439.00	801,439.00	801,439.00	0.00	
	SHE01 TONGUE RIVER ES	NEW TONGUE RIVER ES	NEW CONSTRUCTION	15,875,345.63	15,875,345.63	15,875,345.63	15,875,345.63	0.00	
	SHE01 TONGUE RIVER LEARNING CENTER	TONGUE RIVER ES BUS LOOP RECONSTRUCTION	COMPONENT	143,668.42	143,668.42	143,668.42	143,668.42	0.00	
<b>SHERIDAN 1 Total</b>				<b>16,820,453.05</b>	<b>16,820,453.05</b>	<b>16,820,453.05</b>	<b>16,820,453.05</b>	<b>0.00</b>	
SHERIDAN 2	SHE02 FUTURE ES BUILDING	FUTURE ES BUILDING SITE	NEW CONSTRUCTION	641,166.23	641,166.23	641,166.23	641,166.23	0.00	
	SHE02 SHERIDAN HS	SHERIDAN HS SECURITY VESTIBULE	COMPONENT	800,000.00	800,000.00	800,000.00	800,000.00	0.00	
		SHERIDAN HS SCIENCE ROOM PLUMBING	COMPONENT	575,924.99	575,924.99	575,924.99	575,924.99	0.00	
	SHE02 SHERIDAN HS - BOILER BLDG	REPAIR WATER DISTRIBUTION SYSTEM AT SHERIDAN HS BOILER BLDG	COMPONENT	404,458.00	404,458.00	404,458.00	404,458.00	0.00	
		BOILER PLANT REPLACEMENT	COMPONENT	1,193,024.00	1,193,024.00	1,193,024.00	1,193,024.00	0.00	
	SHE02 SHERIDAN JHS	SHERIDAN MS EMERGENCY FUNDING TO PROVIDE A LONG-TERM SOLUTION FOR A SLOPE FAILURE	COMPONENT	429,614.00	429,614.00	429,614.00	429,614.00	0.00	
		SHERIDAN JR/HS LANDSLIDE EMERGENCY	NEW CONSTRUCTION	800,000.00	800,000.00	800,000.00	800,000.00	0.00	
	SHE02 STORY ES	STORY ES RENOVATION	NEW CONST/RENO	1,343,882.86	1,343,882.86	1,343,882.86	1,343,882.86	0.00	
	SHE02 HENRY A. COFFEEN ES	NEW COFFEEN ES	NEW CONSTRUCTION	14,194,677.51	14,194,677.51	14,194,677.51	14,194,677.51	0.00	
	SHE02 SAGEBRUSH ES	SAGEBRUSH ES	COMPONENT	6,178,415.00	6,178,415.00	6,178,415.00	6,178,415.00	0.00	
SHERIDAN 2 Total	SHE02 MAINTENANCE FACILITY	MAINTENANCE FACILITY SAFETY UPGRADES & REPAIRS	COMPONENT	945,459.00	945,459.00	920,336.00	526,875.46	393,460.54	
	SHE02 NEW JOHN SCHIFFER ALTERNATIVE SCHOOL ON SHERIDAN COLLEGE CAMPUS	LAND DUE DILIGENCE/PURCHASE FOR FUTURE FACILITY ON SHERIDAN COLLEGE CAMPUS	LAND ACQUISITION	31,399.75	31,399.75	31,399.75	31,399.75	0.00	
		JOHN SCHIFFER ALTERNATIVE SCHOOL	NEW CONSTRUCTION	10,170,923.00	10,170,923.00	9,549,601.30	9,424,544.64	125,056.66	
<b>SHERIDAN 2 Total</b>				<b>37,708,944.34</b>	<b>37,708,944.34</b>	<b>37,062,499.64</b>	<b>36,543,982.44</b>	<b>518,517.20</b>	
SHERIDAN 3	SHE03 CLEARMONT BUS BARN (NEW)	PLANNING STUDY FOR NEW BUS FACILITY (POSSIBLE COST RE-IMB. FROM INSURANCE)	STUDY	0.00	0.00	0.00	0.00	0.00	
	SHE03 ARVADA-CLEARMONT JHS/HS (7-12)	CLEARMONT ARVADA JR/SR HS BOILER CONVERSION	COMPONENT	716,714.50	716,714.50	716,714.50	716,714.50	0.00	
		ARVADA-CLEARMONT JHS/HS ATHLETIC FIELD	NEW CONSTRUCTION	556,337.00	556,337.00	547,706.50	547,706.50	0.00	
<b>SHERIDAN 3 Total</b>				<b>1,363,051.50</b>	<b>1,363,051.50</b>	<b>1,343,686.00</b>	<b>1,343,686.00</b>	<b>0.00</b>	
SUBLETTE 9	SUB09 BIG PINEY ES SPECIAL ED MODULAR (DISPOSED)	BIG PINEY ES SPECIAL ED MODULAR	MODULAR	72,833.69	72,833.69	72,833.69	72,833.69	0.00	
		SUB09 BIG PINEY HS	BIG PINEY HS ROOF REPLACEMENT	COMPONENT	2,748,399.09	2,748,399.09	2,748,399.09	2,748,399.09	0.00
		SUB09 BIG PINEY MS	BIG PINEY MS RENOVATION ADDITION	NEW CONST/RENO	1,830,728.91	1,830,728.91	1,830,728.91	1,830,728.91	0.00
		BIG PINEY MS RENOVATION SPED ADDITION	NEW CONST/RENO	300,544.45	300,544.45	300,544.45	300,544.45	0.00	
		BIG PINEY MS ROOF & COOLING TOWER	COMPONENT	625,203.00	625,203.00	625,203.00	625,203.00	0.00	
		SUB09 BIG PINEY ES	NEW BIG PINEY ES	NEW CONSTRUCTION	12,963,928.79	12,963,928.79	12,963,928.79	12,963,928.79	0.00
<b>SUBLETTE 9 Total</b>				<b>18,541,637.93</b>	<b>18,541,637.93</b>	<b>18,541,637.93</b>	<b>18,541,637.93</b>	<b>0.00</b>	
SWEETWATER 1	SWE01 FUTURE ES BUILDING (K-4)	FUTURE ES BUILDING SITE	NEW CONSTRUCTION	2,500.00	2,500.00	2,500.00	2,500.00	0.00	

SCHOOL FACILITIES DIVISION  
LSO REPORT  
06/30/2023

District	Facility	Description	Type	Appropriation (\$)	Current Budget (\$)	Awarded Contracts (\$)	Expensed (\$)	Unspent Contracts (\$)
<b>SWEETWATER 1</b>	<b>SWE01 BLACK BUTTE HS</b>	NEW INDEPENDENCE ALTERNATIVE HS (BLACK BUTTE)	NEW CONSTRUCTION	6,556,933.50	6,556,933.50	6,556,933.50	6,556,933.50	0.00
	<b>SWE01 EASTSIDE ES</b>	NEW EASTSIDE ES	NEW CONSTRUCTION	13,739,185.64	13,739,185.64	13,739,185.64	13,739,185.64	0.00
	<b>SWE01 FARSON-EDEN ES/MS/HS</b>	NEW FARSON-EDEN K-12	NEW CONSTRUCTION	22,718,494.04	22,718,494.04	22,718,494.04	22,718,494.04	0.00
	<b>SWE01 STAGECOACH ES</b>	STAGECOACH ES K-4 (ON BLM LAND)	NEW CONSTRUCTION	18,027,456.81	18,027,456.81	18,027,456.81	18,027,456.81	0.00
	<b>SWE01 DESERT ES/MS</b>	DESERT ES/MS RENOVATION FUNDING FROM MAJOR MAINTENANCE	RENOVATION	0.00	0.00	0.00	0.00	0.00
	<b>SWE01 SATELLITE HS</b>	NEW SATELLITE HS	NEW CONSTRUCTION	22,436,531.00	22,436,531.00	20,075,006.70	19,760,744.98	314,261.72
	<b>SWE01 LINCOLN ES (DEMOLISHED)</b>	LINCOLN ES DEMOLITION	DEMOLITION	1,415,676.00	1,415,676.00	633,354.55	633,354.55	0.00
<b>SWEETWATER 1 Total</b>				<b>84,896,776.99</b>	<b>84,896,776.99</b>	<b>81,752,931.24</b>	<b>81,438,669.52</b>	<b>314,261.72</b>
<b>SWEETWATER 2</b>	<b>SWE02 EXPEDITION ACADEMY HS</b>	NEW EXPEDITION ACADEMY (CHURCH RENOVATION)	NEW CONST/RENO	2,106,225.73	2,106,225.73	2,106,225.73	2,106,225.73	0.00
	<b>SWE02 GRANGER ES</b>	NEW GRANGER ES	NEW CONSTRUCTION	1,310,253.38	1,310,253.38	1,310,253.38	1,310,253.38	0.00
	<b>SWE02 LINCOLN MS</b>	LINCOLN MS RENOVATION	RENOVATION	2,801,046.16	2,801,046.16	2,801,046.16	2,801,046.16	0.00
	<b>SWE02 HARRISON ES</b>	HARRISON ES ROOF REPLACEMENT	COMPONENT	162,278.00	162,278.00	162,278.00	162,278.00	0.00
	<b>SWE02 WILSON ADMIN BUILDING</b>	OLD WILSON ES RENOVATION ADDITION	NEW CONST/RENO	3,231,795.88	3,231,795.88	3,231,795.88	3,231,795.88	0.00
	<b>SWE02 MONROE ES - TRANSPORTATION SHOP</b>	MONROE INTERMEDIATE SCHOOL TRANSPORTATION SHOP FUEL TANK RELOCATION	COMPONENT	492,521.75	492,521.75	492,521.75	492,521.75	0.00
	<b>SWE02 MONROE ES</b>	MONROE INTERMEDIATE SCHOOL RENOVATION	RENOVATION	10,199,127.89	10,199,127.89	10,199,127.89	10,199,127.89	0.00
	<b>SWE02 THOMAN RANCH ES/MS MODULAR</b>	THOMAN RANCH ES/MS MODULAR	MODULAR	144,891.33	144,891.33	144,891.33	144,891.33	0.00
<b>SWEETWATER 2 Total</b>				<b>20,448,140.12</b>	<b>20,448,140.12</b>	<b>20,448,140.12</b>	<b>20,448,140.12</b>	<b>0.00</b>
<b>TETON 1</b>	<b>TET01 BUS BARN</b>	TRANSPORTATION BUILDING/PARKING LOT IMPROVEMENTS	NEW CONSTRUCTION	466,983.92	466,983.92	466,983.92	466,983.92	0.00
	<b>TET01 CENTRAL ADMINISTRATION OFFICE</b>	TET01 MCER CAPACITY STUDY FOR 9-12 GRADE CONFIGURATION	STUDY	109,264.42	109,264.42	109,264.42	109,264.42	0.00
	<b>TET01 MUNGER MOUNTAIN ES</b>	MUNGER MOUNTAIN ES	NEW CONSTRUCTION	31,873,306.36	31,873,306.36	31,873,306.36	31,570,556.53	302,749.83
	<b>TET01 JACKSON HOLE MS</b>	JACKSON HOLE MS ADDITION/REMODEL	RENOVATION	2,463,461.00	2,463,461.00	2,180,671.13	2,161,092.30	19,578.83
	<b>TET01 DAVEY JACKSON ES - MODULAR #4 (RESIDENCE)</b>	DAVEY JACKSON ES MODULAR #4	MODULAR	230,000.00	230,000.00	230,000.00	230,000.00	0.00
	<b>TET01 DAVEY JACKSON ES - MODULAR #5 (RESIDENCE)</b>	DAVEY JACKSON ES MODULAR #5	MODULAR	230,000.00	230,000.00	230,000.00	230,000.00	0.00
<b>TETON 1 Total</b>				<b>35,373,015.70</b>	<b>35,373,015.70</b>	<b>35,090,225.83</b>	<b>34,767,897.17</b>	<b>322,328.66</b>
<b>UINTA 1</b>	<b>UIN01 ASPEN ES</b>	ROOF REPLACEMENT AT ASPEN ES K-5	COMPONENT	610,500.00	610,500.00	610,500.00	610,500.00	0.00
	<b>UIN01 EVANSTON MS</b>	EVANSTON MS RENOVATION ADDITION	NEW CONST/RENO	22,710,473.39	22,710,473.39	22,710,473.39	22,710,473.39	0.00
	<b>UIN01 EVANSTON HS</b>	EVANSTON HS DOMESTIC WATER SYSTEM	COMPONENT	2,774,976.00	2,774,976.00	2,774,976.00	2,770,975.48	4,000.52
<b>UINTA 1 Total</b>				<b>26,095,949.39</b>	<b>26,095,949.39</b>	<b>26,095,949.39</b>	<b>26,091,948.87</b>	<b>4,000.52</b>
<b>UINTA 4</b>	<b>UIN04 MOUNTAIN VIEW MS LEASE MODULAR 1 (DISPOSED)</b>	MOUNTAIN VIEW MS MODULAR #1	MODULAR	66,738.52	66,738.52	66,738.52	66,738.52	0.00
	<b>UIN04 MOUNTAIN VIEW ES/MS</b>	NEW MOUNTAIN VIEW K-8	NEW CONSTRUCTION	28,524,637.85	28,524,637.85	28,524,637.85	28,524,637.85	0.00
<b>UINTA 4 Total</b>				<b>28,591,376.37</b>	<b>28,591,376.37</b>	<b>28,591,376.37</b>	<b>28,591,376.37</b>	<b>0.00</b>
<b>UINTA 6</b>	<b>UIN06 LYMAN ADMINISTRATION BUILDING (DEMOLISHED)</b>	LYMAN ADMINISTRATION BUILDING RENOVATION	NEW CONSTRUCTION	2,421,700.12	2,421,700.12	2,421,700.12	2,421,700.12	0.00
	<b>UIN06 URIE ES</b>	URIE ES ADDITION	NEW CONST/RENO	110,326.94	110,326.94	110,326.94	110,326.94	0.00
		URIE ES PLANNING STUDY FOR CAPACITY REMEDY	NEW CONST/RENO	0.00	0.00	0.00	0.00	0.00
		URIE ES HEATERS	COMPONENT	300,000.00	300,000.00	300,000.00	300,000.00	0.00

SCHOOL FACILITIES DIVISION  
LSO REPORT  
06/30/2023

District	Facility	Description	Type	Appropriation (\$)	Current Budget (\$)	Awarded Contracts (\$)	Expensed (\$)	Unspent Contracts (\$)
UINTA 6	UIN06 LYMAN HS	LYMAN HS ROOF REPLACEMENT	COMPONENT	1,130,120.00	1,130,120.00	1,130,120.00	1,130,120.00	0.00
		LYMAN HS BOILER REPLACEMENT	COMPONENT	250,000.00	250,000.00	250,000.00	250,000.00	0.00
<b>UINTA 6 Total</b>				<b>4,212,147.06</b>	<b>4,212,147.06</b>	<b>4,212,147.06</b>	<b>4,212,147.06</b>	<b>0.00</b>
WASHAKIE 1	WAS01 WORLAND HS (9-12) AQUATIC CENTER (DEMOLISHED)	WORLAND HS AQUATIC CENTER DEMOLITION	DEMOLITION	181,261.47	181,261.47	181,261.47	181,261.47	0.00
	WAS01 EASTSIDE ES	EASTSIDE ES ADDITION	NEW CONST/RENO	0.00	0.00	0.00	0.00	0.00
<b>WASHAKIE 1 Total</b>				<b>181,261.47</b>	<b>181,261.47</b>	<b>181,261.47</b>	<b>181,261.47</b>	<b>0.00</b>
WASHAKIE 2	WAS02 TEN SLEEP ES/MS/HS	TEN SLEEP ES/MS/HS DEMOLITION	DEMOLITION	715,000.00	715,000.00	650,000.00	0.00	650,000.00
	WAS02 MCER STUDY LAND ACQUISITION FOR BIGGER CAMPUS	FUTURE K-12 SCHOOL	NEW CONSTRUCTION	714,939.66	714,939.66	714,939.66	714,939.66	0.00
	WAS02 NEW TEN SLEEP ES/MS/HS	TEN SLEEP ES/MS/HS REMEDY	NEW CONSTRUCTION	33,124,255.00	33,124,255.00	31,452,971.11	3,228,027.38	28,224,943.73
<b>WASHAKIE 2 Total</b>				<b>34,554,194.66</b>	<b>34,554,194.66</b>	<b>32,817,910.77</b>	<b>3,942,967.04</b>	<b>28,874,943.73</b>
WESTON 1	WES01 NEWCASTLE ES SFC MODULAR #3 (DISPOSED)	NEW CASTLE ES MODULAR #3	MODULAR	0.00	0.00	0.00	0.00	0.00
		REPLACE EXTERNAL SIDING FOR SAFETY AND HEALTH AT NEWCASTLE HS	COMPONENT	437,602.61	437,602.61	437,602.61	437,602.61	0.00
	WES01 NEWCASTLE HS	NEWCASTLE ES ADDITION	NEW CONST/RENO	2,716,072.00	2,716,072.00	2,716,072.00	2,716,072.00	0.00
	WES01 NEWCASTLE ES	NEWCASTLE ES INSTALL PRIVATE SHOWER/RESTROOM	NEW CONST/RENO	77,564.76	77,564.76	77,564.76	77,564.76	0.00
	WES01 TRANSPORTATION BUS BARN	BUS BARN FUELING STATION REPLACEMENT	NEW CONSTRUCTION	482,252.46	482,252.46	482,252.46	482,252.46	0.00
<b>WESTON 1 Total</b>				<b>3,713,491.83</b>	<b>3,713,491.83</b>	<b>3,713,491.83</b>	<b>3,713,491.83</b>	<b>0.00</b>
WESTON 7	WES07 UPTON ES/MS	UPTON ES/MS PARKING LOT RECONFIG/PARENT DROP-OFF/DELIVERY AREA/CREATION OF BUS LOOP	COMPONENT	1,292,658.25	1,292,658.25	1,292,658.25	1,292,658.25	0.00
		UPTON ES/MS BOILER HEATING HOT WATER SYSTEM REPLACEMENT	COMPONENT	1,692,372.00	1,692,372.00	1,352,542.00	209,674.60	1,142,867.40
<b>WESTON 7 Total</b>				<b>2,985,030.25</b>	<b>2,985,030.25</b>	<b>2,645,200.25</b>	<b>1,502,332.85</b>	<b>1,142,867.40</b>
<b>Grand Total</b>				<b>1,599,607,980.65</b>	<b>1,599,607,980.65</b>	<b>1,555,840,761.55</b>	<b>1,501,893,749.96</b>	<b>53,947,011.59</b>



**2023 Major Maintenance Report**

District	Expenditures Reported by Districts for FY23	Total Interest Earned for Year	Ending Bank Balances as Reported by districts for period ending 6-30-23	July , 2023 Quarterly Pmts	Total Col. (D) + Col. (E)
(A)	(B)	(C)	(D)	(E)	(F)
Albany #1	\$1,877,678.87	\$12,646.22	\$5,307,175.05	\$809,743.54	\$6,116,918.59
Big Horn #1	\$574,346.70	\$94,338.62	\$3,760,233.38	\$246,790.68	\$4,007,024.06
Big Horn #2	\$1,094,121.56	\$4,062.74	\$553,949.91	\$219,871.11	\$773,821.02
Big Horn #3	\$744,511.59	\$9,926.22	\$733,048.94	\$167,039.53	\$900,088.47
Big Horn #4	\$119,002.31	\$30,270.86	\$2,005,546.37	\$99,535.79	\$2,105,082.16
Campbell #1	\$6,347,740.68	\$600,653.89	\$16,143,051.49	\$1,864,179.14	\$18,007,230.63
Carbon #1	\$1,834,034.21	\$16,950.11	\$1,736,829.30	\$457,568.94	\$2,194,398.24
Carbon #2	\$943,087.15	\$39,346.17	\$1,719,370.51	\$268,290.96	\$1,987,661.47
Converse #1	\$789,872.20	\$13,370.76	\$1,175,842.01	\$428,232.89	\$1,604,074.90
Converse #2	\$617,482.09	\$49,032.04	\$1,241,922.76	\$184,889.77	\$1,426,812.53
Crook #1	\$1,795,117.11	\$176,281.95	\$4,502,430.07	\$399,227.95	\$4,901,658.02
Fremont #1	\$1,439,678.95	\$27,268.01	\$3,768,772.64	\$432,112.73	\$4,200,885.37
Fremont #2	\$221,558.88	\$30,781.01	\$819,239.15	\$89,542.62	\$908,781.77
Fremont #6	\$450,289.34	\$76.26	\$786,928.70	\$134,194.22	\$921,122.92
Fremont #14	\$567,948.93	\$6,035.65	\$2,634,032.65	\$205,730.47	\$2,839,763.12
Fremont #21	Reconciled data not received by 08/11/2023			\$129,143.98	\$129,143.98
Fremont #24	\$19,352.60	\$114,588.67	\$3,248,671.61	\$124,717.84	\$3,373,389.45
Fremont #25	\$1,423,543.04	\$20,177.84	\$5,816,812.85	\$543,639.93	\$6,360,452.78
Fremont #38	Reconciled data not received by 08/11/2023			\$101,945.87	\$101,945.87
Goshen #1	\$707,001.04	\$98,704.16	\$8,001,833.08	\$527,397.65	\$8,529,230.73
Hot Springs #1	\$804,974.78	\$47,728.86	\$1,339,991.72	\$221,193.80	\$1,561,185.52
Johnson #1	\$1,011,994.42	\$35,480.83	\$2,703,029.99	\$377,335.35	\$3,080,365.34
Laramie #1	\$6,043,679.64	\$739,946.46	\$21,541,330.64	\$2,848,073.58	\$24,389,404.22
Laramie #2	\$1,131,064.38	\$23,720.92	\$2,431,576.75	\$315,409.32	\$2,746,986.07
Lincoln #1	\$314,364.09	\$57,140.60	\$4,568,966.73	\$186,346.76	\$4,755,313.49
Lincoln #2	\$1,988,732.34	\$20,833.06	\$3,993,983.43	\$663,416.25	\$4,657,399.68
Natrona #1	\$10,717,822.95	\$379,276.08	\$9,580,301.61	\$2,715,102.93	\$12,295,404.54
Niobrara #1	\$110,749.99	\$73,297.88	\$2,226,354.62	\$179,367.59	\$2,405,722.21
Park #1	\$765,390.03	\$130,712.92	\$5,854,975.93	\$455,044.17	\$6,310,020.10
Park #6	\$2,920,945.65	\$21,225.28	\$1,572,700.75	\$479,677.12	\$2,052,377.87
Park #16	Reconciled data not received by 08/11/2023			\$60,858.44	\$60,858.44
Platte #1	\$695,094.53	\$344.13	\$1,615,220.52	\$288,960.20	\$1,904,180.72
Platte #2	\$303,542.05	\$9,844.52	\$821,967.18	\$89,208.41	\$911,175.59
Sheridan #1	Reconciled data not received by 08/11/2023			\$350,673.44	\$350,673.44
Sheridan #2	\$1,540,034.76	\$119,539.41	\$4,201,996.40	\$757,630.71	\$4,959,627.11
Sheridan #3	\$69,512.82	\$1,704.67	\$662,043.11	\$56,608.68	\$718,651.79
Sublette #1	\$741,353.47	\$52,742.74	\$1,509,835.01	\$300,381.88	\$1,810,216.89
Sublette #9	\$594,312.89	\$115,442.16	\$3,332,600.63	\$178,640.75	\$3,511,241.38
Sweetwater #1	\$3,472,266.23	\$308,602.59	\$7,909,109.53	\$1,068,741.81	\$8,977,851.34
Sweetwater #2	\$2,339,533.10	\$77,715.63	\$2,513,778.03	\$570,371.13	\$3,084,149.16
Teton #1	\$3,905,807.20	\$62,451.58	\$1,336,786.22	\$580,141.46	\$1,916,927.68
Uinta #1	\$3,267,803.13	\$32,394.57	\$538,030.25	\$640,894.27	\$1,178,924.52
Uinta #4	\$1,196,443.93	\$94,991.26	\$3,959,689.90	\$224,877.53	\$4,184,567.43
Uinta #6	\$679,609.04	\$15,588.23	\$3,126,589.31	\$221,616.90	\$3,348,206.21
Washakie #1	\$1,413,912.03	\$75,166.23	\$2,020,389.34	\$317,043.35	\$2,337,432.69
Washakie #2	\$34,911.23	\$18,246.15	\$649,455.22	\$58,846.80	\$708,302.02
Weston #1	\$1,139,800.67	\$1,774.66	\$1,091,166.18	\$235,917.73	\$1,327,083.91
Weston #7	\$241,541.27	\$24,817.30	\$773,507.28	\$137,871.49	\$911,378.77
	<b>\$69,011,563.87</b>	<b>\$3,885,239.90</b>	<b>\$155,831,066.75</b>	<b>\$22,014,047.46</b>	<b>\$177,845,114.21</b>

### Emergency Facility Needs July 2022 - June 2023

<u>District</u>	<u>Project</u>	<u>Date Approved by the SFC</u>	<u>Funding Amount</u>
NA	No emergency funds were expended during this fiscal year.	NA	\$ -
<b>Total</b>			<b>\$ -</b>

### B-11 Report July 2022 - June 2023

<u>District</u>	<u>Project</u>	<u>Description</u>	<u>Date Approved</u>	<u>Funding Amount Transferred</u>
Fremont 25	Tonkin/TAC Remedy Project	Moved from Design to Construction	10/3/2022	\$67,506.75
<b>Total</b>				<b>\$67,506.75</b>

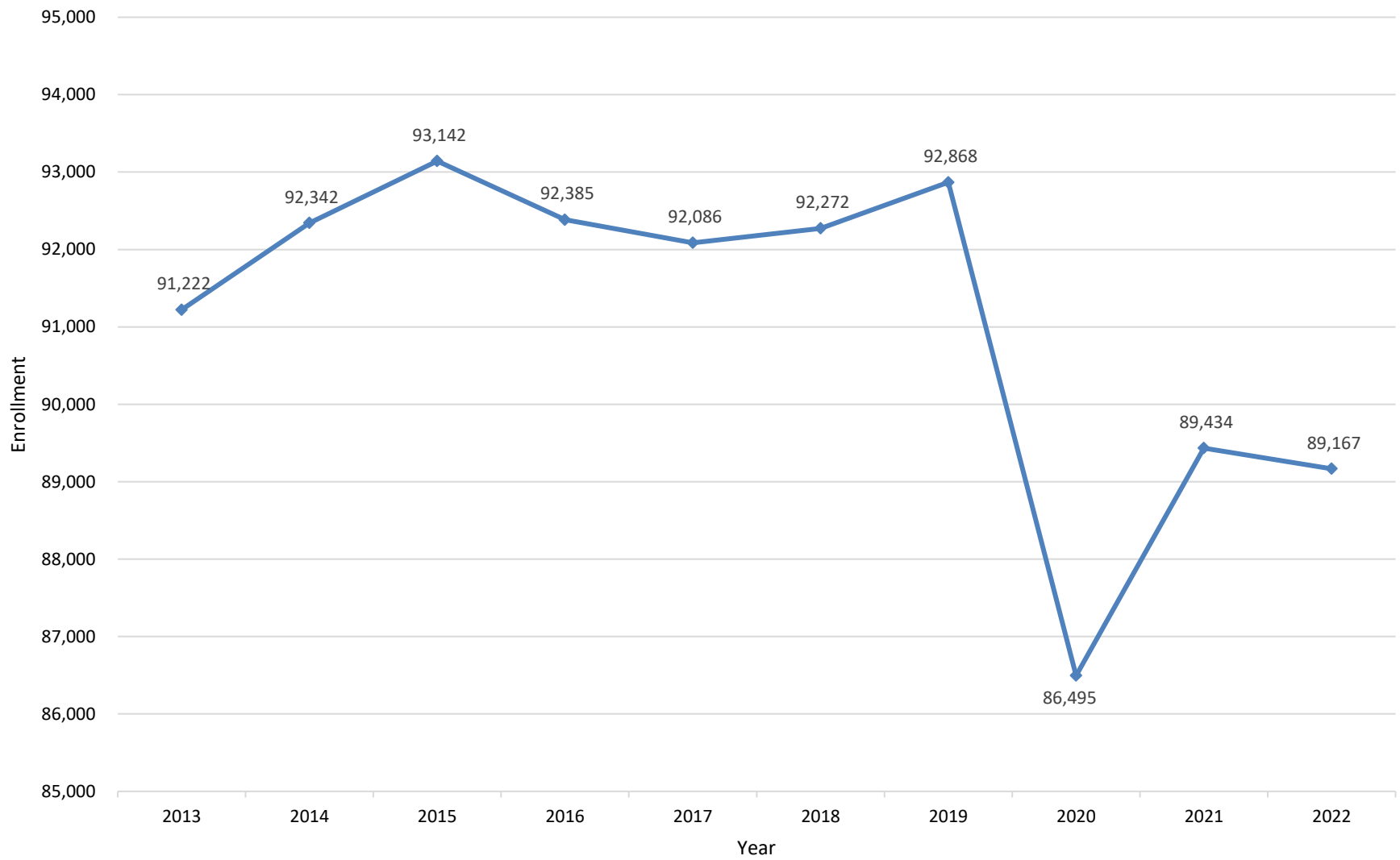
**New Schools Opened**  
**July 1, 2022 through June 30, 2023**

<b>District</b>	<b>Building Description</b>	<b>Building Type</b>	<b>Need Addressed</b>	<b>Date Opened</b>
Albany #1	Slade Elementary School	New Facility	Condition	8/1/2022

**Closed/Demolished/Disposed Buildings**  
**July 1, 2022 through June 30, 2023**

<b>Property</b>	<b>District</b>	<b>Building Description</b>	<b>Classification</b>	<b>Status</b>	<b>Gross Square Feet</b>
1901-011-0100	Sweetwater #1	Washington Head Start Center	Education Pre-school	Closed	30,775
0204-005-0100	Big Horn #4	Riverside MS/HS	Education 6 - 12	Disposed	52,144
0401-011-0101	Carbon #1	Rawlins ES K - 1 Campus - Modular #1	Education K - 5	Disposed	1,376
0702-007-0107	Fremont #2	Riverton Street - Loafing Shed #1	All Other Warehouse	Disposed	240
0702-007-0108	Fremont #2	Riverton Street - Loafing Shed #2	All Other Warehouse	Disposed	240
1703-004-0104	Sheridan #3	Clearmont Storage Shed #1 (Sheridan Ave)	All Other Warehouse	Disposed	160
1703-007-0102	Sheridan #3	Clearmont Storage Shed - 1028 Water Street	All Other Warehouse	Disposed	128
0204-002-0100	Big Horn #4	Laura Irwin ES	Education K - 5	Demolished	26,441
0702-007-0103	Fremont #2	Riverton Street - Shed #1	All Other Warehouse	Demolished	252
0702-007-0104	Fremont #2	Riverton Street - Shed #2	All Other Warehouse	Demolished	480
0702-007-0105	Fremont #2	Riverton Street - Shed #3	All Other Warehouse	Demolished	192
0702-007-0106	Fremont #2	Riverton Street - Shed #4	All Other Warehouse	Demolished	252
0725-006-0101	Fremont #25	Rendezvous ES - Press Box	Non-Education	Demolished	510
0901-001-0103	Hot Springs #1	District Storage #4	All Other Warehouse	Demolished	2,706
1101-036-0104	Laramie #1	Ag Farm Scale House	All Other Warehouse	Demolished	48
1101-036-0105	Laramie #1	Ag Farm Shed #1	All Other Warehouse	Demolished	96
1101-036-0106	Laramie #1	Ag Farm Shed #2	All Other Warehouse	Demolished	100
1703-003-0103	Sheridan #3	Clearmont K-12 Storage Shed #1	All Other Warehouse	Demolished	128
1901-004-0100	Sweetwater #1	Lincoln ES (Demolished)	Education K - 4	Demolished	44,425

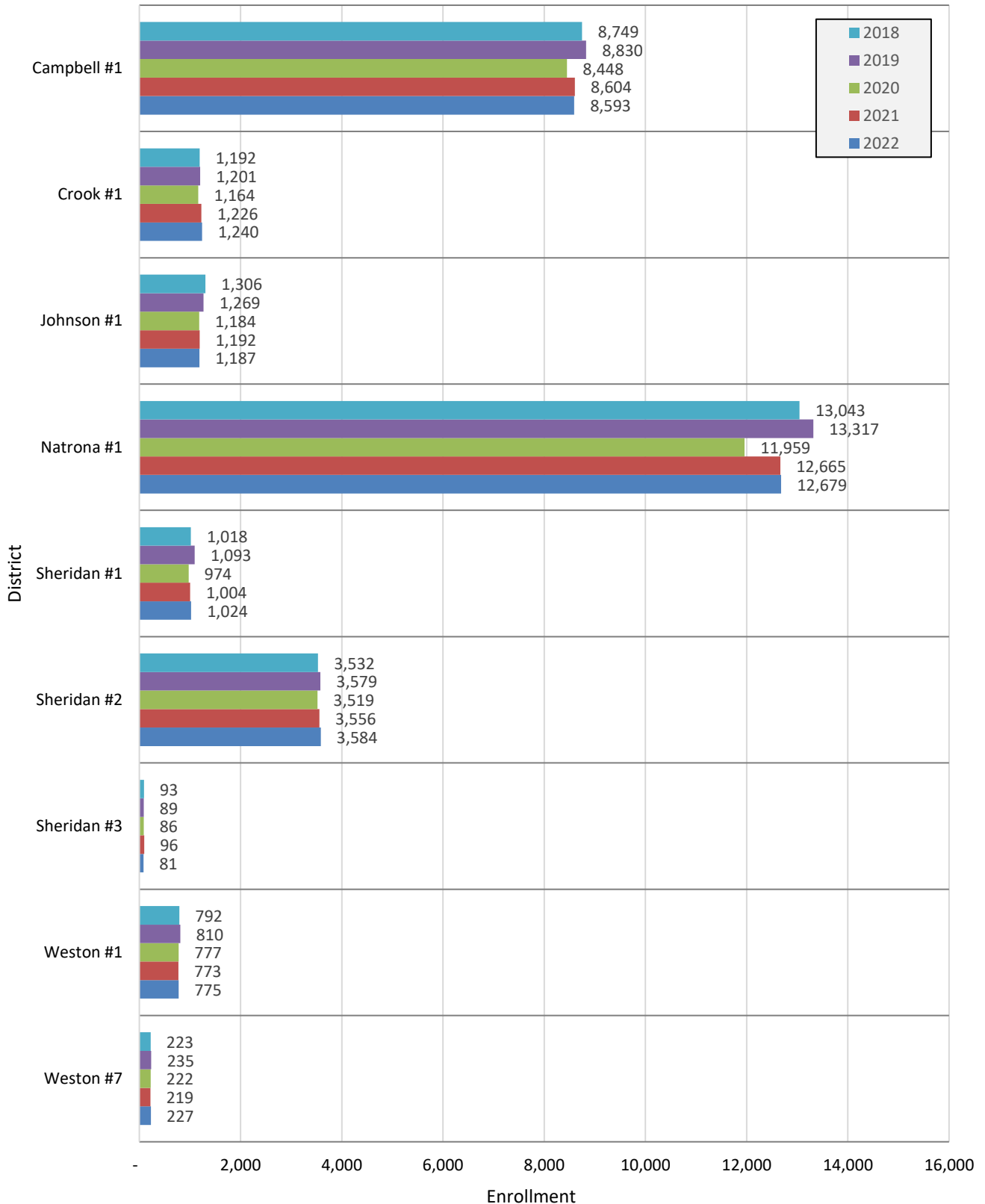
### K-12 Statewide Brick and Mortar Enrollment 2013-2022



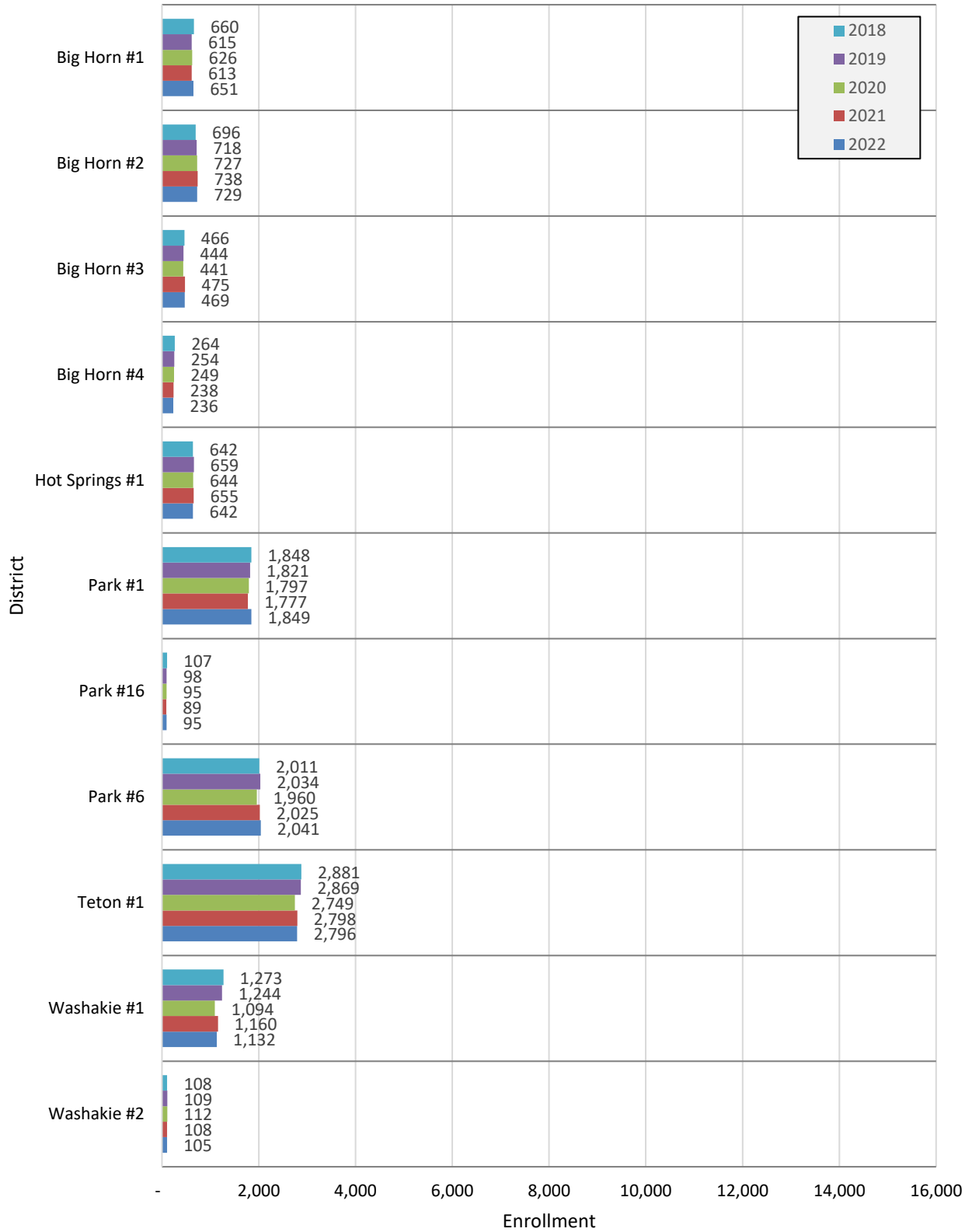
**K-12 Statewide Brick and Mortar Enrollment  
2013-2022 Comparison**

District	2013	2014	2015	2016	2017	2018	2019	2020	2021	2022
Albany #1	3,766	3,836	3,910	3,962	4,026	4,014	4,014	3,885	3,892	3,843
Big Horn #1	674	656	688	654	675	660	615	626	613	651
Big Horn #2	691	695	688	716	718	696	718	727	738	729
Big Horn #3	521	539	520	498	476	466	444	441	475	469
Big Horn #4	291	304	300	280	266	264	254	249	238	236
Campbell #1	8,804	9,103	9,182	8,711	8,708	8,749	8,830	8,448	8,604	8,593
Carbon #1	1,879	1,832	1,889	1,825	1,762	1,751	1,755	1,680	1,668	1,631
Carbon #2	634	624	640	631	603	604	575	599	600	607
Converse #1	1,741	1,795	1,756	1,699	1,706	1,718	1,782	1,643	1,682	1,700
Converse #2	689	665	660	617	572	593	636	668	665	680
Crook #1	1,115	1,135	1,169	1,152	1,145	1,192	1,201	1,164	1,226	1,240
Fremont #1	1,690	1,703	1,682	1,764	1,787	1,825	1,842	1,705	1,745	1,727
Fremont #14	619	610	632	623	621	638	646	634	602	567
Fremont #2	151	150	144	141	151	147	150	153	169	182
Fremont #21	480	460	506	495	505	494	457	450	405	369
Fremont #24	350	383	392	389	389	378	377	370	381	383
Fremont #25	2,642	2,567	2,544	2,473	2,454	2,428	2,457	2,079	2,352	2,416
Fremont #38	431	446	426	387	444	462	407	431	395	408
Fremont #6	374	359	372	380	413	406	382	378	391	377
Goshen #1	1,706	1,715	1,761	1,727	1,696	1,667	1,660	1,593	1,538	1,639
Hot Springs #1	616	618	665	658	673	642	659	644	655	642
Johnson #1	1,278	1,285	1,293	1,292	1,289	1,306	1,269	1,184	1,192	1,187
Laramie #1	13,656	13,786	14,047	14,080	14,071	14,196	14,261	12,213	13,628	13,417
Laramie #2	957	987	970	1,002	1,051	1,052	1,059	1,045	1,066	1,081
Lincoln #1	624	634	607	603	613	583	626	589	633	598
Lincoln #2	2,628	2,682	2,801	2,870	2,883	2,917	2,982	2,916	3,061	3,034
Natrona #1	12,786	13,059	13,079	13,010	12,975	13,043	13,317	11,959	12,665	12,679
Niobrara #1	338	338	326	308	294	304	296	274	281	270
Park #1	1,736	1,762	1,818	1,814	1,837	1,848	1,821	1,797	1,777	1,849
Park #16	112	109	115	123	121	107	98	95	89	95
Park #6	2,119	2,105	2,071	2,049	2,058	2,011	2,034	1,960	2,025	2,041
Platte #1	1,025	991	1,000	1,015	1,023	1,015	997	956	939	913
Platte #2	212	228	236	241	243	255	247	244	236	209
Sheridan #1	965	980	941	945	930	1,018	1,093	974	1,004	1,024
Sheridan #2	3,318	3,390	3,488	3,495	3,549	3,532	3,579	3,519	3,556	3,584
Sheridan #3	96	84	90	97	97	93	89	86	96	81
Sublette #1	1,034	1,042	1,040	1,065	1,064	1,115	1,120	1,044	1,065	1,091
Sublette #9	650	627	605	560	546	517	520	470	468	440
Sweetwater #1	5,607	5,713	5,750	5,691	5,539	5,444	5,479	5,141	4,990	4,935
Sweetwater #2	2,729	2,726	2,709	2,687	2,606	2,544	2,544	2,359	2,365	2,394
Teton #1	2,597	2,692	2,771	2,838	2,862	2,881	2,869	2,749	2,798	2,796
Uinta #1	2,859	2,931	2,811	2,781	2,684	2,735	2,764	2,645	2,716	2,650
Uinta #4	775	791	828	851	838	839	825	785	765	747
Uinta #6	746	721	697	728	739	727	720	719	725	724
Washakie #1	1,380	1,344	1,350	1,320	1,274	1,273	1,244	1,094	1,160	1,132
Washakie #2	94	91	106	112	102	108	109	112	108	105
Weston #1	777	784	799	768	754	792	810	777	773	775
Weston #7	260	265	268	258	254	223	235	222	219	227
<b>Grand Total</b>	<b>91,222</b>	<b>92,342</b>	<b>93,142</b>	<b>92,385</b>	<b>92,086</b>	<b>92,272</b>	<b>92,868</b>	<b>86,495</b>	<b>89,434</b>	<b>89,167</b>
% Increase/Decrease		1.228%	0.866%	-0.813%	-0.324%	0.202%	0.646%	-6.862%	3.398%	-0.299%

### K-12 District Brick and Mortar Enrollment Past 5 Year Comparison Northeast Region

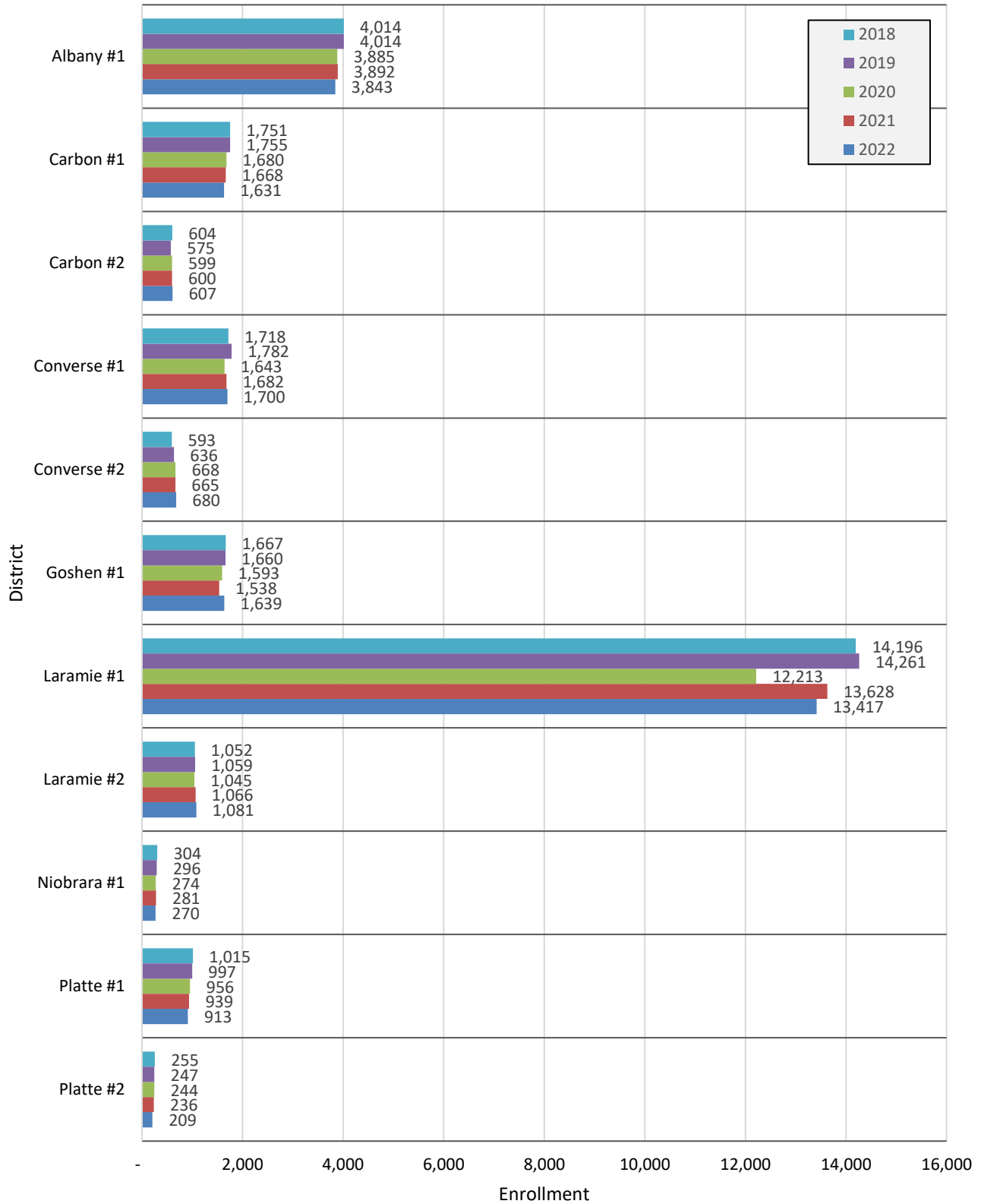


### K-12 District Brick and Mortar Enrollment Past 5 year Comparison Northwest Region

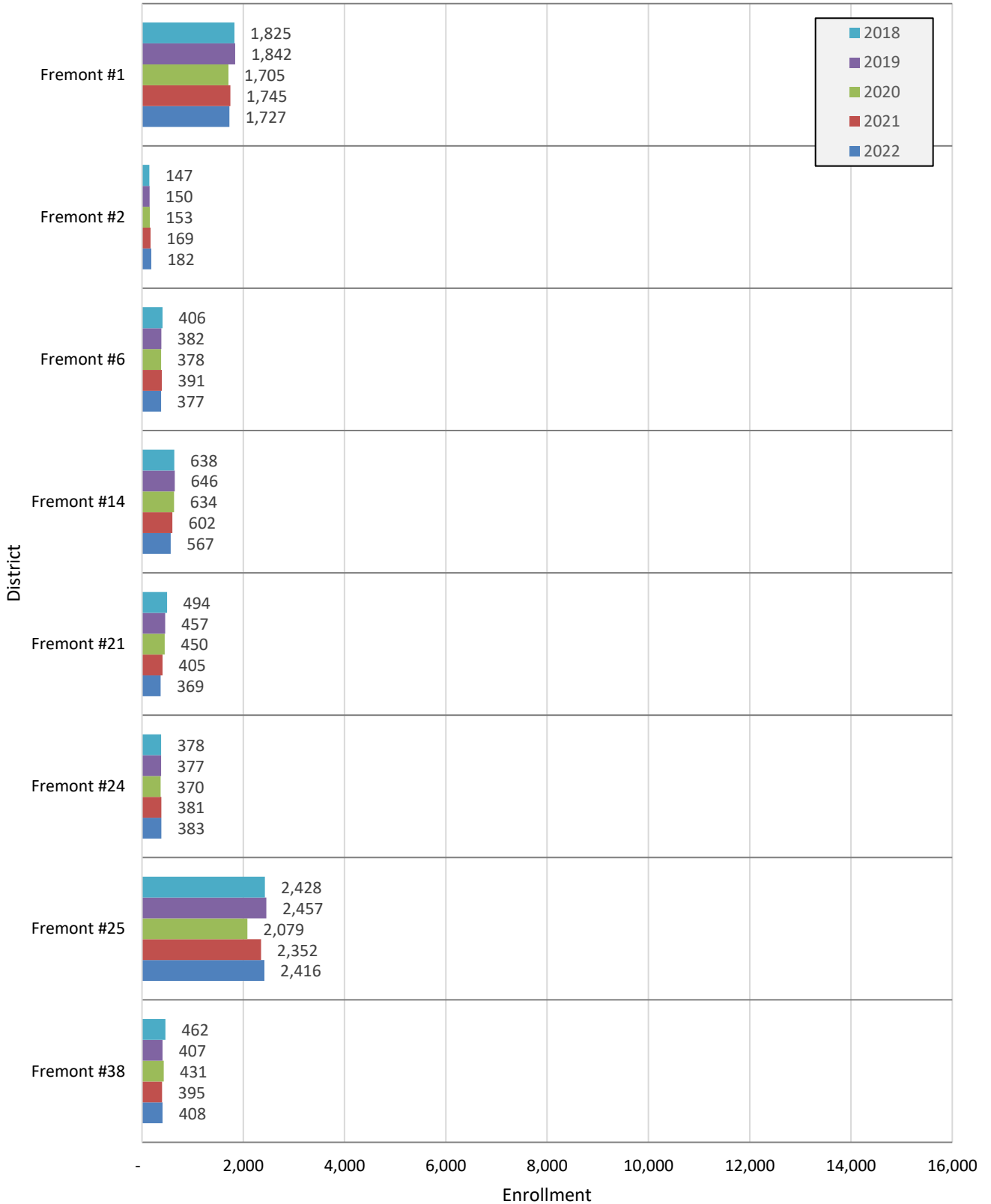




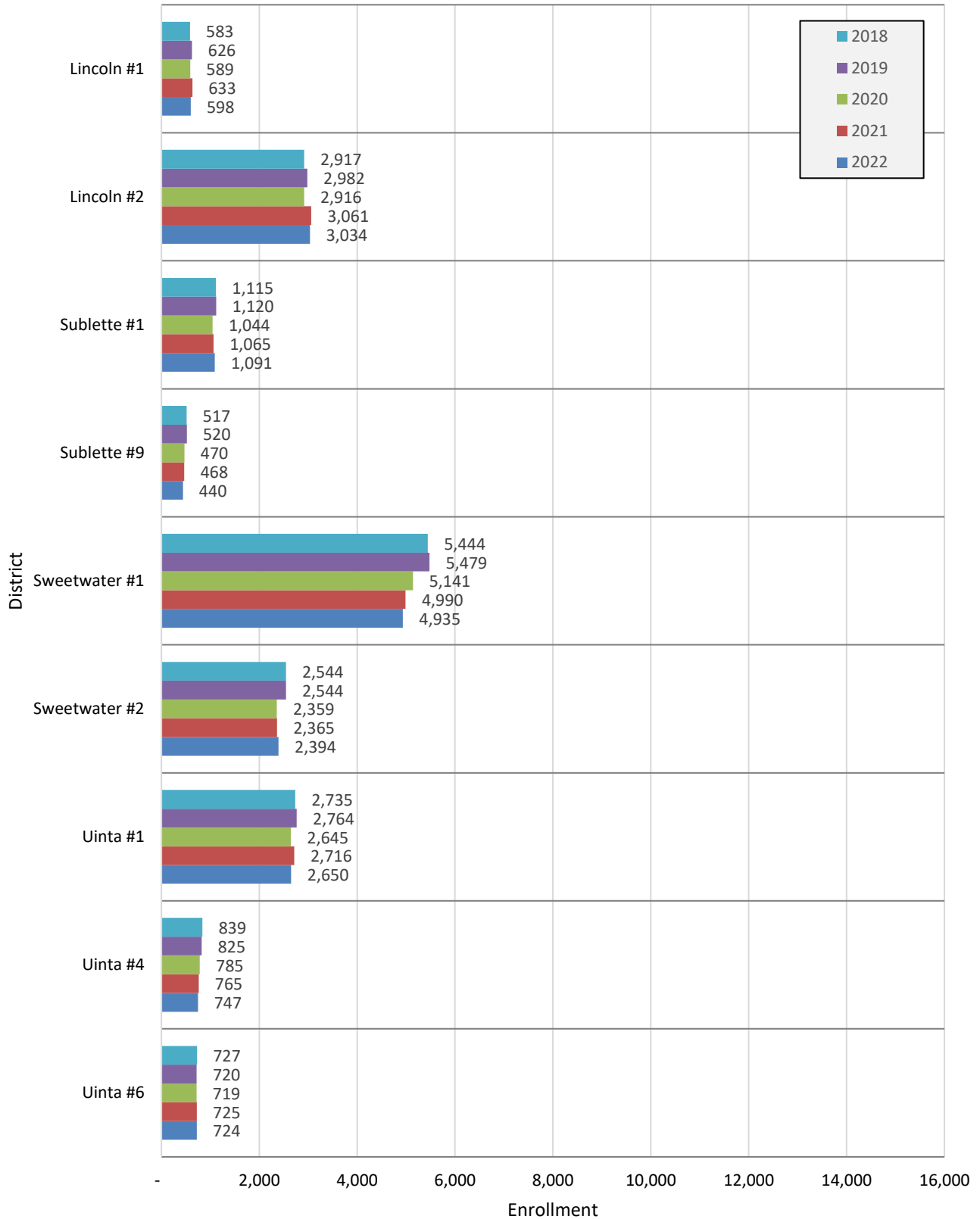
### K-12 District Brick and Mortar Enrollment Past 5 Year Comparison Southeast Region



**K-12 District Brick and Mortar Enrollment  
Past 5 Year Comparison  
Southwest Region (Part 1)**



### K-12 District Brick and Mortar Enrollment Past 5 Year Comparison Southwest Region (Part 2)



## **Condition and Capacity Schedules**

W.S. §21-15-117(a) requires the School Facilities Commission (SFC) to establish two remediation schedules: 1) Condition; and 2) Capacity.

### **Condition**

The condition schedule categorizes educational and non-educational buildings to enable the SFC to “prioritize educational building and facility needs that impede the delivery of the prescribed statewide educational program” (W.S. §21-15-117(a)).

The last condition assessment concluded in 2023, this fiscal year. The prioritized list based on the results of that assessment has resulted in the identification of numerous schools that will undergo a most effective remedy study (MCER). Based on the results of those MCER studies, the SFC will then prioritize any construction remedies identified.

### **Capacity**

The SFC’s Rules incorporate the Capacity Methodology used to calculate capacity percentages annually for each school within every district across the state. Space usage (i.e., classroom, storage, office, etc.) and space measurement are factors that impact the calculation. The State Construction Department (SCD) maintains this information and works with districts to update space usage as needed (e.g., upon an addition or reconfiguration). Additionally, the SCD obtains the onsite proxy enrollment data (October enrollment) from the Wyoming Department of Education (WDE) on or around December of each year, which also factors into the capacity calculation.

### **Consolidated Schedule**

During the 2023 General Session, the Legislature amended W.S. 21-15-117(a) to eliminate the consolidated remediation schedule. 2023 Wyo. Sess. Laws Ch. 83. This change went into effect on July 1, 2023.

### **Additional Information**

This summer the SCD had two unique challenges; the first was allocating the \$95 M appropriated during the 2023 Legislative session while simultaneously preparing the 25-26 Biennial budget requests. The second challenge was the short duration between the completion of the FCA/FCI assessment and the statutory deadlines for the budget process.

School needs for facilities continue to outpace available resources. Consideration for all projects was given to the following capital construction categories; capacity, condition, component, demolition, and ancillary facilities.

Regarding the \$95 million appropriation, the SCD is recommending approval of the highest needs projects in each of these categories that are statutorily eligible and could be implemented in the near future.

In order to determine the 25-26 biennial requests, the SCD is recommending approval of projects that may need more time to develop but continues to address the highest needs from each category.

## Educational

District	Facility (year built)	5-Year FCI
Albany #1	Central Cafeteria_0101-002-0100 (1964)	46.8%
Laramie #1	Hobbs ES_1101-019-0100 (1959)	46.4%
Platte #1	Wheatland JHS_1601-005-0100 (1927)	44.6%
Campbell #1	Conestoga ES_0301-016-0100 (1982)	37.8%
Niobrara #1	Niobrara County HS / Vo Ag Shop/Bus Maintenance_1401-004-0101 (1986)	36.8%
Laramie #1	Buffalo Ridge ES_1101-007-0100 (1959)	35.7%
Goshen #1	Southeast ES/MS/HS/Industrial Arts/Gym/Bus / Southeast ES/MS/HS_0801-011-0100 (1980)	35.4%
Laramie #1	Jessup ES_1101-021-0100 (1961)	34.9%
Natrona #1	Mountain View ES_1301-014-0100 (1959)	33.7%
Campbell #1	Wagonwheel ES_0301-014-0100 (1976)	31.9%
Sheridan #2	Sheridan JHS - Early Building_1702-010-0102 (1974)	31.0%
Niobrara #1	Lance Creek ES Modular_1401-002-0100 (1984)	31.0%
Niobrara #1	Lusk ES/MS_1401-003-0100 (1984)	30.8%
Natrona #1	CSF - Mckinley Annex Building_1301-001-0106 (1982)	30.5%
Crook #1	Moorcroft HS - Bus Barn Storage - Pump House / Moorcroft HS_0601-006-0100 (1988)	30.4%
Carbon #1	Rawlins ES K-1 Campus_0401-011-0100 (1982)	30.1%
Converse #1	Douglas Intermediate ES_0501-010-0100 (1978)	30.0%
Converse #1	Moss Agate ES Modular_0501-006-0101 (2016)	29.6%
Campbell #1	4-J ES / 4-J ES_0301-004-0100 (1962)	28.8%
Laramie #1	Miller ES_1101-023-0100 (1965)	28.1%
Campbell #1	Rawhide ES_0301-010-0100 (1980)	27.1%
Albany #1	Beitel ES_0101-005-0100 (1952)	27.1%
Goshen #1	Southeast ES/MS/HS/Industrial Arts/Gym/Bus / Southeast HS Gym_0801-011-0106 (2004)	27.1%
Campbell #1	Cottonwood ES_0301-005-100 (1979)	26.5%
Hot Springs #1	HCHS - Vocational/Agriculture_0901-005-0101 (1957)	26.2%
Crook #1	Sundance JHS/HS - Vo-AG Building / Sundance JHS/HS_0601-007-0100 (1988)	26.0%
Niobrara #1	Niobrara County HS / Industrial Arts_1401-004-0102 (1964)	25.7%
Converse #2	Boxelder ES (Modular)_0502-004-0103 (2007)	25.6%
Crook #1	Sundance JHS/HS - Vo-AG Building / Vo-AG Building_0601-007-0101 (1985)	25.4%
Goshen #1	Torrington HS - Wood Shop_0801-013-0102 (1989)	25.2%
Laramie #1	Sunrise ES_1101-043-0100 (2007)	25.0%
Albany #1	Slade ES_0101-009-0100 (1955)	24.9%
Campbell #1	Recluse School_0301-028-0100 (2007)	24.9%
Sweetwater #1	Rock Springs HS_1901-018-0100 (1971)	24.7%
Campbell #1	Lakeway Mall Learning Center_0301-008-0100 (1986)	24.6%
Sublette #9	Big Piney HS_1809-005-0100 (1987)	24.5%
Natrona #1	Alcova ES_1301-002-0100 (1963)	24.4%
Laramie #2	Pine Bluffs JHS/HS/Ag Lab / Ag Lab_1102-003-0102 (1987)	24.1%
Converse #1	Douglas MS_0501-012-0100 (1988)	23.7%
Uinta #1	North Evanston ES_2101-004-0100 (1982)	23.6%
Albany #1	Rock River ES/JHS/HS_0101-020-0100 (1983)	23.2%
Big Horn #1	Burlington ES/MS/HS-Campus / Shop_0201-002-0104 (1977)	22.9%
Fremont #1	Old North Elementary - Headstart_0701-004-0100 (1961)	22.7%
Sweetwater #1	Rock Springs JHS_1901-016-0100 (1976)	21.1%
Laramie #1	Ag Farm Classroom_1101-036-0102 (1984)	20.6%
Natrona #1	Sagewood ES_1301-009-0100 (1984)	20.5%
Sublette #9	Labarge ES_1809-003-0100 (2008)	20.5%
Laramie #1	Willadsen ES_1101-026-0100 (1959)	20.4%
Natrona #1	Red Creek ES Modular_1301-021-0103 (2014)	20.4%
Park #1	Clark ES_1501-002-0100 (1968)	20.3%
Crook #1	Hulett ES/MS/HS - AG Barn / Hulett ES/MS/HS_0601-003-0100 (2007)	20.2%
Niobrara #1	Niobrara County HS / Niobrara County HS_1401-004-0100 (1954)	20.2%
Sublette #9	Administration Building/Big Piney MS_1809-004-0101 (1978)	20.2%
Converse #2	Glenrock JHS/HS_0502-007-0100 (1982)	20.1%
Sheridan #3	Arvada-Clearmont JHS/HS (7-12) / Clearmont ES (K-6)_1703-003-0101 (2007)	20.1%
Laramie #1	Cole ES_1101-009-0100 (1949)	20.0%
Laramie #1	Johnson JHS_1101-030-0100 (1983)	19.3%
Natrona #1	Planetarium_1301-041-0100 (1962)	19.2%

## Educational

District	Facility (year built)	5-Year FCI
Campbell #1	Campbell County HS / Campbell County HS_0301-023-0100 (1972)	19.1%
Natrona #1	Fort Caspar Academy_1301-048-0100 (2008)	18.9%
Laramie #1	Clawson ES_1101-020-0100 (1939)	18.9%
Uinta #1	Davis MS_2101-006-0100 (1982)	18.8%
Fremont #1	Baldwin Creek ES_0701-006-0100 (1982)	18.2%
Sheridan #1	Slack ES/Building #2 / Slack ES_1701-002-0100 (1937)	18.2%
Platte #1	Glendo MS/HS - Art Building/Gym/AG / Glendo MS/HS_1601-008-0100	18.1%
Fremont #1	Hudson Boces_0701-003-0100 (1954)	18.0%
Laramie #1	Mccormick JHS_1101-031-0100 (1975)	17.9%
Sublette #9	Big Piney HS - Industrial Arts Building_1809-005-0101 (1987)	17.8%
Big Horn #3	Greybull HS - Buff Gym_0203-004-0105 (1981)	17.6%
Sheridan #2	Sheridan JHS_1702-010-0101 (1940)	17.5%
Carbon #1	Central Office/Rawlins Cooperative HS_0401-012-0100 (1950)	17.5%
Platte #1	West ES_1601-004-0100 (1977)	17.1%
Converse #2	Grant ES_0502-001-0101 (2008)	17.1%
Laramie #1	Central HS_1101-032-0100 (1977)	16.9%
Converse #1	Douglas Primary ES_0501-005-0100 (1974)	16.7%
Park #6	Wapiti ES_1506-005-0100 (1914)	16.7%
Goshen #1	Southeast ES/MS/HS/Industrial Arts/Gym/Bus / Industrial Art_0801-011-0103 (1984)	16.7%
Uinta #4	Mountain View Boces_2104-008-0100 (1975)	16.5%
Uinta #1	Aspen ES_2101-005-0100 (1985)	16.4%
Albany #1	Valley View ES_0101-011-0100 (1963)	16.4%
Uinta #6	Lyman HS/Storage Building / Lyman HS_2106-004-0100 (1984)	16.2%
Albany #1	UW Laboratory School_0101-024-0100 (1958)	16.2%
Natrona #1	Pineview ES_1301-018-0100 (1955)	15.9%
Campbell #1	Campbell County HS / "G" Building_0301-023-0101 (1977)	15.9%
Laramie #1	Gilchrist ES_1101-015-0100 (1984)	15.7%
Big Horn #3	Greybull HS / Greybull HS_0203-004-0104 (1996)	15.6%
Campbell #1	Sunflower ES_0301-017-0100 (1983)	15.6%
Sweetwater #1	Northpark ES_1901-013-0100 (1982)	15.6%
Converse #2	Glenrock Intermediate/MS_0502-006-0100 (1968)	15.4%
Fremont #1	Administration Building/Pathfinder HS_0701-008-0100 (1965)	15.4%
Laramie #2	Pine Bluffs JHS/HS/Ag Lab / Pine Bluffs JHS/HS_1102-003-0103 (1997)	15.4%
Sheridan #2	Highland Park ES_1702-016-0100 (2006)	15.2%
Big Horn #1	Burlington ES/MS/HS-Campus / Burlington ES/MS/HS_0201-002-0100 (1977)	15.0%
Natrona #1	Woods Learning Center_1301-028-0100 (1972)	15.0%
Converse #1	Dry Creek ES Modular_0501-004-0101 (2016)	14.9%
Hot Springs #1	Administration Building/Auditorium_0901-005-0100 (1984)	14.7%
Sweetwater #2	Lincoln MS_1902-010-0100 (1975)	14.6%
Sheridan #3	Arvada-Clearmont JHS/HS (7-12) / Arvada-Clearmont JHS/HS (7-12)_1703-003-0100 (1992)	14.4%
Lincoln #2	Cokeville ES_1202-004-0100 (1984)	14.4%
Sweetwater #2	Mckinnon ES_1902-004-0100 (1971)	14.4%
Lincoln #2	Star Valley HS / Star Valley HS_1202-009-0100 (1998)	14.3%
Laramie #2	Albin ES / Albin ES Sixties Addition (1960)	14.3%
Converse #1	White ES Modular_0501-011-0101 (2016)	14.2%
Big Horn #3	Greybull ES_0203-005-0100 (2007)	14.1%
Goshen #1	Torrington MS / GOS01 Torrington MS (2008)	13.8%
Sheridan #2	Woodland Park ES_1702-018-0100 (2009)	13.8%
Big Horn #3	Greybull HS - Quigg Building_0203-004-0103 (1965)	13.8%
Sheridan #1	Tongue River Child Place_1701-003-0102 (1996)	13.8%
Fremont #25	Riverton HS/Special Services / High School_0725-007-0100	13.7%
Sheridan #3	Arvada ES_1703-001-0104 (2009)	13.7%
Sublette #9	Big Piney MS_1809-004-0100 (1981)	13.6%
Park #6	Cody HS/Auto Shop/Storage/Gym / Gym_1506-001-0102 (1961)	13.6%
Goshen #1	Lagrange ES - Maintenance & Storage / Lagrange ES_0801-004-0100 (1971)	13.3%
Sheridan #2	Thore Building_1702-019-0100 (2012)	13.3%
Laramie #1	Triumph HS_1101-040-0100 (2008)	12.9%
Laramie #1	Alta Vista ES_1101-003-0100 (1987)	12.7%

## Educational

District	Facility (year built)	5-Year FCI
Campbell #1	Rozet ES - Old Gym / Rozet ES_0301-012-0100 (1972)	12.6%
Washakie #1	Westside ES_2201-003-0100 (1961)	12.6%
Fremont #38	Arapahoe Campus / Arapahoe ES (EDUC K - 5)_0738-001-0112 (2009)	12.4%
Teton #1	Alta ES_2001-003-0100 (1980)	12.4%
Fremont #25	Riverton MS_0725-007-0104 (2002)	12.3%
Natrona #1	Evansville ES_1301-004-0100 (1972)	12.3%
Sheridan #2	Sheridan HS / Sheridan HS_1702-011-0100 (1987)	12.2%
Laramie #1	Henderson ES_1101-018-0100 (1950)	12.1%
Platte #1	Glendo MS/HS - Art Building/Gym/AG / Art Building/Gym_1601-008-0102	12.1%
Johnson #1	Clear Creek MS_1001-008-0105 (2007)	12.0%
Goshen #1	Lincoln ES_0801-018-0100 (2005)	12.0%
Carbon #1	Rawlins MS_0401-014-0100 (1978)	11.9%
Sweetwater #1	Desert ES/MS/Bus / Desert ES/MS_1901-002-0100 (1958)	11.9%
Sublette #1	Pinedale Administration / Skyline Academy_1801-003-0100 (1987)	11.8%
Johnson #1	Buffalo HS/V Tech/Greenhouse/Maintenance / Buffalo HS_1001-002-0103	11.7%
Laramie #1	Baggs ES_1101-005-0102 (2008)	11.7%
Uinta #1	Horizon JHS/HS_2101-011-0100 (2011)	11.7%
Uinta #1	Clark ES_2101-002-0103 (2007)	11.6%
Sheridan #1	Tongue River MS_1701-004-0101 (1984)	11.4%
Sublette #1	Bondurant ES / Storage / Bondurant ES_1801-002-0100 (1987)	11.4%
Platte #1	Wheatland HS / Vo-Ag Building_1601-007-0106	11.4%
Fremont #14	Wyoming Indian HS / High School_0714-003-0100	11.3%
Johnson #1	Meadowlark ES_1001-006-0100 (1979)	11.3%
Sheridan #1	Slack ES/Building #2 / Building #2_1701-002-0101 (1937)	11.2%
Campbell #1	Sage Valley / Junior High School_0301-020-0100 (1981)	11.1%
Sheridan #1	Big Horn JHS/HS_1701-001-0110 (2010)	11.1%
Lincoln #1	Canyon ES (w/Kemmerer ES)_1201-005-0100 (1983)	11.0%
Sweetwater #2	Truman ES_1902-009-0100 (1982)	11.0%
Campbell #1	Wright JHS/HS / Wright JHS/HS_0301-021-0100 (1983)	10.9%
Fremont #25	Riverton HS - Career Center_0725-007-0101 (1974)	10.9%
Platte #1	Wheatland HS / Industrial Arts Building_1601-007-0105	10.9%
Sheridan #2	Sagebrush ES_1702-008-0100 (1986)	10.7%
Laramie #2	Albin ES / Albin ES South_1102-005-0100 (1996)	10.7%
Hot Springs #1	Hot Springs County HS_0901-005-0107 (2006)	10.5%
Albany #1	Snowy Range Academy_0101-023-0100 (1958)	10.5%
Washakie #2	Ten Sleep ES/MS/HS - Masonic Temple Lodge_2202-004-0100 (1927)	10.5%
Sheridan #2	Story ES_1702-005-0100 (1956)	10.4%
Sweetwater #2	Granger ES_1902-002-0106 (2013)	10.4%
Teton #1	Jackson Hole HS - Vocational Building / Jackson Hole HS_2001-010-0100 (2000)	10.3%
Park #1	Shoshone Learning Center_1501-007-0103 (1958)	10.1%
Laramie #1	Freedom ES_1101-038-0100 (2005)	10.0%
Sweetwater #1	Lowell HS (Transitional Education)_1901-005-0100 (1922)	10.0%
Laramie #2	Burns JHS/HS/ES/Voc Ed / Burns JHS/HS_1102-006-0101 (1997)	9.9%
Albany #1	Velma Linford ES_0101-012-0100 (1978)	9.9%
Park #1	Parkside ES_1501-003-0100 (1948)	9.9%
Laramie #2	Carpenter ES_1102-002-0100 (1960)	9.9%
Park #1	Southside ES_1501-011-0100 (2008)	9.8%
Big Horn #2	Lovell HS- AG Lab/Maintenance Building / AG Lab_0202-004-0101 (2016)	9.7%
Laramie #1	Eastridge Building (Old Carey Jr/HS)_1101-029-0100 (1953)	9.6%
Campbell #1	N.E. Vo-Tech Building_0301-025-0100 (1975)	9.6%
Natrona #1	Powder River ES_1301-020-0100 (1962)	9.6%
Natrona #1	Park ES/12-24 Club Building / 12-24 Club Building_1301-017-0104 (1900)	9.6%
Teton #1	Jackson Hole HS - Vocational Building / Vocational Building_2001-010-0101 (2000)	9.6%
Campbell #1	Pronghorn ES_0301-018-0100 (1993)	9.5%
Sweetwater #1	Overland ES_1901-006-0100 (1976)	9.5%
Sweetwater #2	Washington ES_1902-006-0100 (1978)	9.5%
Carbon #2	Saratoga JHS/HS - Boiler Building / Saratoga MS/HS_0402-013-0100 (1978)	9.4%
Natrona #1	Verda James ES_1301-024-0100 (1979)	9.3%



## Educational

District	Facility (year built)	5-Year FCI
Fremont #14	Wyoming Indian MS - Star Tutor Center/Gym / Wyoming Indian MS_0714-002-0100	9.3%
Lincoln #2	Star Valley MS/Pump House / Star Valley MS_1202-008-0100 (1984)	9.2%
Sweetwater #1	Washington Head Start Center_1901-011-0100 (1971)	9.1%
Fremont #25	Rendezvous ES_0725-006-0100 (1959)	8.9%
Laramie #1	Deming ES_1101-012-0100 (1945)	8.9%
Platte #1	Glendo MS/HS - Art Building/Gym/AG / Ag Shop_1601-008-0101	8.9%
Uinta #1	Evanston HS_2101-008-0100 (1985)	8.8%
Teton #1	Moran ES_2001-006-0100 (1960)	8.8%
Campbell #1	Thunder Basin HS_0301-027-0100 (1998)	8.6%
Park #6	Cody MS/Observatory / Cody MS_1506-007-0100 (1994)	8.6%
Goshen #1	Torrington HS - Auto/AG Shop_0801-013-0113 (2004)	8.6%
Weston #1	Newcastle HS / Vo Tech/ Fitness Center / Newcastle HS_2301-005-0100 (2002)	8.5%
Natrona #1	Student Support Services Building_1301-034-0101 (1996)	8.5%
Sweetwater #2	Expedition Academy HS_1902-014-0100 (1998)	8.4%
Laramie #1	South HS_1101-039-0100 (2010)	8.3%
Park #6	Sunset ES_1506-010-0100 (2010)	8.3%
Fremont #14	Wyoming Indian HS / Tech Center_0714-003-0101	8.3%
Natrona #1	Star Lane Center/Technical Support / Star Lane Center_1301-045-0100 (2002)	8.3%
Teton #1	Kelly ES_2001-005-0100 (1972)	8.2%
Washakie #1	Southside ES_2201-002-0100 (1952)	7.9%
Laramie #1	Storey Gymnasium_1101-001-0102 (1950)	7.8%
Campbell #1	Buffalo Ridge ES_0301-039-0100 (2012)	7.8%
Laramie #1	Afflerbach ES_1101-028-0100 (1986)	7.8%
Johnson #1	Buffalo HS/V Tech/Greenhouse/Maintenance / VO Tech Building_1001-002-0104	7.8%
Park #1	Westside ES_1501-005-0101 (2011)	7.6%
Sheridan #1	Big Horn ES_1701-001-0111 (2012)	7.6%
Natrona #1	Casper Classical Academy_1301-034-0100 (2006)	7.4%
Natrona #1	Cottonwood ES_1301-012-0100 (2009)	7.4%
Sheridan #2	Meadowlark ES_1702-007-0101 (2012)	7.4%
Platte #1	Libbey ES/Central Administration / Libbey ES_1601-003-0100	7.4%
Natrona #1	Midwest ES/MS/HS / Midwest ES/MS/HS_1301-037-0100 (1932)	7.3%
Hot Springs #1	Thermopolis MS_0901-004-0100 (1997)	7.3%
Uinta #1	Uinta Meadows ES_2101-003-0100 (1982)	7.3%
Teton #1	John Colter ES_2001-008-0100 (2002)	7.3%
Sublette #1	Pinedale MS_1801-004-0100 (1997)	7.3%
Albany #1	Laramie MS_0101-019-0100 (1978)	7.2%
Campbell #1	Hillcrest ES_0301-034-0100 (2009)	7.2%
Goshen #1	Lingle-Fort Laramie ES/MS/HS Campus / Lingle-Fort Laramie MS/HS_0801-012-0100 (1968)	7.2%
Lincoln #2	Swift Creek HS / Administration Building / Swift Creek HS_1202-001-0100 (1972)	7.2%
Fremont #25	Ashgrove ES_0725-003-0100 (1953)	7.2%
Hot Springs #1	Ralph Whitters ES_0901-005-0108 (1952)	7.1%
Lincoln #2	Osmond ES_1202-007-0100 (1981)	7.1%
Carbon #2	Medicine Bow ES_0402-017-0100 (2009)	7.1%
Carbon #2	Saratoga ES_0402-008-0100 (1961)	6.9%
Weston #1	Newcastle HS / Vo Tech/ Fitness Center / Vo Tech Building_2301-005-0101 (2002)	6.9%
Laramie #1	Anderson ES_1101-027-0100 (1983)	6.8%
Park #6	Cody MS/Observatory / Observatory_1506-007-0101 (2000)	6.8%
Teton #1	Jackson Hole MS / Maintenance Shop / Jackson Hole MS_2001-009-0100 (1992)	6.6%
Park #6	Eastside ES_1506-002-0100 (1961)	6.6%
Albany #1	Indian Paintbrush ES_0101-016-0100 (1992)	6.6%
Big Horn #1	Burlington ES/MS/HS-Campus / Gym_0201-002-0103 (1977)	6.6%
Carbon #1	Rawlins ES 2-5 Campus_0401-015-0101 (2011)	6.5%
Sweetwater #2	Jackson Boces_1902-008-0100 (1982)	6.4%
Sweetwater #1	Desert View ES_1901-003-0100 (1979)	6.4%
Laramie #1	Hebard ES_1101-017-0100 (1945)	6.4%
Fremont #1	Gannett Peak ES_0701-005-0101 (2013)	6.3%
Fremont #1	Lander MS_0701-004-0105 (2011)	6.2%
Teton #1	Wilson ES_2001-013-0100 (1999)	6.2%

## Educational

District	Facility (year built)	5-Year FCI
Fremont #38	Arapahoe Campus / Arapahoe MS (EDUC 6-8)_0738-001-0101 (1989)	6.2%
Teton #1	Summit Innovations School_2001-011-0100 (2004)	6.1%
Laramie #1	East High School_1101-033-0100 (1961)	6.0%
Lincoln #2	Cokeville JHS/HS_1202-010-0100 (1967)	6.0%
Big Horn #1	Cowley Rocky Mountain ES_0201-004-0102 (2005)	6.0%
Sheridan #1	Tongue River HS_1701-006-0102 (2007)	5.9%
Uinta #6	Urie ES_2106-002-0100 (1982)	5.9%
Big Horn #3	Greybull MS_0203-004-0101 (2015)	5.9%
Fremont #1	Lander Valley HS/Storage Building / Lander Valley HS_0701-001-0101	5.8%
Albany #1	Spring Creek ES_0101-015-0100 (1992)	5.8%
Laramie #1	Rossman ES_1101-025-0107 (2009)	5.8%
Albany #1	Centennial ES_0101-006-0100 (1978)	5.7%
Sweetwater #1	Eastside ES_1901-015-0105 (2013)	5.6%
Laramie #1	Educational Annex_1101-042-0100 (1982)	5.6%
Johnson #1	Kaycee ES/MS/HS Campus / Kaycee ES/MS/HS_1001-009-0106 (2005)	5.5%
Lincoln #2	Afton ES_1202-012-0100 (2011)	5.5%
Lincoln #2	Etna ES_1202-014-0100 (2009)	5.5%
Platte #1	Old Chugwater ES K-6_1601-006-0100 (1927)	5.5%
Fremont #38	Arapahoe Campus / Arapahoe Charter HS_0738-001-0105 (2002)	5.4%
Weston #7	Upton ES/MS_2307-002-0100 (1991)	5.3%
Weston #7	Upton HS - Rainbolt Building_2307-003-0101 (1975)	5.3%
Carbon #1	Rawlins HS_0401-013-0102 (1975)	5.2%
Carbon #2	Hanna-Elk Mountain JHS/HS - Boiler Building / Hanna-Elk Mountain JHS/HS_0402-011-0100 (1978)	5.2%
Uinta #6	Lyman Intermediate School/Food Storage / Lyman Intermediate School_2106-003-0100 (1963)	5.1%
Natrona #1	Oregon Trail ES_1301-029-0100 (1986)	5.0%
Laramie #2	Burns JHS/HS/ES/Voc Ed / Voc Ed_1102-006-0100 (1997)	5.0%
Converse #1	Shawnee ES_0501-018-0100 (2021)	5.0%
Natrona #1	CY MS_1301-049-0101 (2010)	4.9%
Carbon #1	Little Snake River Valley ES/MS/HS/Bus Garag / Little Snake River Valley ES/MS/HS_0401-004-0100 (1971)	4.9%
Laramie #1	Goins ES_1101-016-0106 (2012)	4.9%
Laramie #1	Pioneer Park ES_1101-024-0100 (1955)	4.9%
Sublette #1	Pinedale HS / Art/Ag Building_1801-005-0101 (1980)	4.9%
Goshen #1	Lingle-Fort Laramie ES/MS/HS Campus / Industrial Art_0801-012-0101 (1980)	4.9%
Goshen #1	Torrington HS - Fire Sprinkler Riser Room / Torrington HS_0801-013-0100 (1979)	4.8%
Teton #1	Munger Mountain ES_2001-017-0100 (2018)	4.8%
Platte #1	Wheatland HS / Business Education_1601-007-0101	4.8%
Natrona #1	Natrona County HS/MACC / Natrona County HS_1301-038-0100 (1924)	4.7%
Lincoln #1	Kemmerer Childhood Development Center / Kemmerer Childhood Development Center_1201-002-0100 (1985)	4.7%
Campbell #1	Twin Spruce JHS_0301-019-0100 (1925)	4.6%
Natrona #1	Poison Spider School_1301-019-0105 (2009)	4.6%
Johnson #1	Cloud Peak ES_1001-014-0100 (2013)	4.6%
Platte #1	Wheatland HS / East Wing Building_1601-007-0107	4.6%
Campbell #1	Rozet ES - Old Gym / Old Gym_0301-012-0101 (1939)	4.6%
Natrona #1	Paradise Valley ES_1301-016-0100 (1964)	4.5%
Fremont #25	Aspen Park ES_0725-009-0100 (2009)	4.4%
Sweetwater #2	Harrison ES_1902-003-0100 (1977)	4.4%
Laramie #1	Fairview ES_1101-014-0100 (1956)	4.3%
Johnson #1	Kaycee ES/MS/HS Campus / Shop/VOC ED Building_1001-009-0107 (2005)	4.3%
Campbell #1	Prairie Wind ES_0301-033-0100 (2010)	4.2%
Laramie #1	Saddle Ridge ES_1101-046-0100 (2009)	4.2%
Platte #2	Guernsey-Sunrise ES/MS/HS_1602-001-0101 (1956)	4.1%
Laramie #2	Burns JHS/HS/ES/Voc Ed / Burns ES_1102-015-0100 (2009)	4.1%
Goshen #1	Trail ES_0801-003-0100 (1985)	4.1%
Teton #1	Davy Jackson ES_2001-004-0102 (2009)	4.0%
Lincoln #2	Thayne ES_1202-013-0100 (2009)	4.0%
Weston #1	Newcastle ES_2301-007-0100 (2002)	4.0%
Fremont #6	Wind River ES/Maintenance/Bus / Wind River ES_0706-001-0106 (2008)	4.0%
Campbell #1	Paintbrush ES_0301-015-0100 (1980)	4.0%

## Educational

District	Facility (year built)	5-Year FCI
Park #16	Meeteetse ES/MS/HS/Gym/Bus Barn / Gym_1516-001-0102 (1968)	4.0%
Sweetwater #2	Green River HS_1902-012-0100 (1998)	3.9%
Weston #1	Newcastle MS_2301-004-0100 (1978)	3.9%
Laramie #1	Bain ES_1101-006-0100 (1961)	3.9%
Laramie #1	ARP ES_1101-004-0100 (1961)	3.9%
Johnson #1	New West High School_1001-003-0100 (1978)	3.9%
Platte #1	Wheatland HS / Weight Room_1601-007-0104	3.9%
Albany #1	Laramie HS_0101-029-0100 (2016)	3.8%
Washakie #1	Worland HS - AG Lab / Worland HS_2201-005-0102 (1965)	3.8%
Sheridan #2	Henry A. Coffeen ES_1702-003-0101 (2014)	3.8%
Platte #1	Chugwater ES/MS/HS_1601-006-0101 (2018)	3.8%
Albany #1	Harmony ES_0101-007-0100 (1935)	3.8%
Big Horn #2	Lovell HS - Gym/Aquatic Complex_0202-004-0102 (1979)	3.7%
Park #6	Glenn Livingston ES_1506-006-0100 (1978)	3.7%
Natrona #1	Manor Heights ES_1301-011-0100 (1968)	3.7%
Natrona #1	Natrona County HS/MACC / MACC_1301-038-0117 (2014)	3.5%
Sublette #1	Pinedale HS / Pinedale HS_1801-005-0100 (1958)	3.5%
Sublette #1	Pinedale ES_1801-013-0100 (2010)	3.5%
Sweetwater #1	Stagecoach ES_1901-025-0100 (2015)	3.5%
Fremont #6	Wind River MS/HS_0706-003-0100 (1994)	3.4%
Platte #1	Wheatland MS_1601-012-0100 (2002)	3.4%
Laramie #1	Meadowlark ES_1101-044-0100 (2016)	3.4%
Laramie #1	Prairie Wind ES_1101-049-0100 (2015)	3.4%
Park #16	Meeteetse ES/MS/HS/Gym/Bus Barn / Meeteetse ES/MS/HS_1516-001-0101 (1961)	3.4%
Uinta #1	Evanston MS_2101-007-0100 (1969)	3.3%
Big Horn #2	Lovell MS_0202-003-0100 (1990)	3.3%
Platte #1	Wheatland HS / Activities Building Main Building_1601-007-0102	3.3%
Laramie #1	Davis ES_1101-011-0104 (2015)	3.3%
Campbell #1	Meadowlark ES_0301-007-0100 (1975)	3.3%
Uinta #4	Mountain View HS - Storage/Maintenance / Mountain View HS_2104-006-0100 (1981)	3.2%
Carbon #2	Encampment ES/MS/HS - Vo-AG / Encampment ES/MS/HS_0402-010-0100 (1991)	3.2%
Natrona #1	Centennial MS_1301-035-100 (1986)	3.1%
Campbell #1	Stocktrail ES_0301-013-0107 (2016)	3.1%
Natrona #1	Crest Hill ES_1301-003-0100 (1959)	3.1%
Laramie #2	Pine Bluffs JHS/HS - Gym/Voc Ed_1102-003-0101 (1964)	3.1%
Lincoln #1	Administration Building/Burgoon Boces / Burgoon Boces_1201-004-0100 (1950)	3.1%
Park #6	Cody HS/Auto Shop/Storage/Gym / Cody HS_1506-001-0100 (1956)	3.0%
Natrona #1	Southridge ES_1301-022-0200 (2013)	3.0%
Carbon #2	Hanna ES/Bus Barn / Hanna ES_0402-007-0102 (2015)	3.0%
Sweetwater #2	Monroe ES / Support Services_1902-011-0100 (1962)	2.9%
Natrona #1	Journey ES_1301-032-0106 (2017)	2.9%
Sweetwater #1	Westridge ES_1901-014-0100 (1982)	2.9%
Albany #1	Whiting HS_0101-010-0100 (1964)	2.9%
Sweetwater #1	Pilot Butte ES_1901-023-0100 (2011)	2.8%
Sweetwater #1	Sage ES_1901-020-0100 (2009)	2.8%
Sweetwater #1	Farson-Eden ES/MS/HS_1901-017-0116 (2017)	2.7%
Fremont #2	Dubois / Elementary, Middle, High School_0702-002-0100	2.6%
Natrona #1	Westwood ES_1301-025-0100 (1955)	2.6%
Carbon #2	Elk Mountain ES_0402-003-0102 (2009)	2.6%
Park #6	Cody HS/Auto Shop/Storage/Gym / Auto Shop/Storage_1506-001-0101 (1976)	2.6%
Carbon #2	Encampment ES/MS/HS - Vo-AG / Vo-AG Building_0402-010-0101 (1974)	2.6%
Albany #1	Cozy Hollow 1 Rural ES Modular_0101-014-0101 (1995)	2.6%
Fremont #25	Willow Creek ES_0725-010-0100 (2016)	2.5%
Fremont #24	Shoshoni ES/MS/HS/Maintenance Facility / Shoshoni ES/MS/HS_0724-003-0100 (2016)	2.4%
Fremont #6	Crowheart ES/Gym/Cafeteria / Crowheart ES_0706-002-0100	2.4%
Converse #1	Douglas HS - Bus Barn/Warehouse / Douglas HS_0501-014-0100 (1975)	2.2%
Sheridan #1	Tongue River ES_1701-008-0100 (2016)	2.2%
Natrona #1	Dean Morgan MS_1301-033-0100 (1953)	2.1%

## Educational

District	Facility (year built)	5-Year FCI
Crook #1	Moorcroft ES/MS_0601-006-0116 (2014)	2.1%
Fremont #14	Wyoming Indian ES_0714-001-0118 (2016)	2.1%
Washakie #1	Eastside ES/Education Resource Center / Education Resource Center_2201-001-0103 (1955)	2.1%
Natrona #1	Kelly Walsh HS/Aquatic Center/Pump House / Kelly Walsh HS_1301-036-0114 (2015)	2.0%
Big Horn #1	Rocky Mountain MS/HS_0201-012-0100 (2010)	2.0%
Goshen #1	Lingle-Fort Laramie ES/MS/HS Campus / Lingle-Fort Laramie ES_0801-012-0110 (2016)	2.0%
Platte #1	Wheatland HS / Math and Science Building_1601-007-0103	2.0%
Lincoln #1	Kemmerer JHS/HS/Bus Barn / Kemmerer JHS/HS_1201-006-0100 (2012)	1.9%
Campbell #1	Westwood HS_0301-042-0100 (2014)	1.9%
Uinta #4	Mountain View ES/MS_2104-014-0100 (2014)	1.8%
Natrona #1	Summit ES_1301-050-0100 (2009)	1.8%
Laramie #1	Lebhart ES_1101-022-0100 (1959)	1.7%
Converse #1	Douglas HS - Bearcat Den_0501-015-0100 (2002)	1.6%
Fremont #25	Jackson ES_0725-004-0100 (1960)	1.5%
Natrona #1	Roosevelt HS_1301-049-0102 (2016)	1.4%
Natrona #1	Bar Nunn ES_1301-030-0100 (1983)	1.4%
Fremont #6	Crowheart ES/Gym/Cafeteria / Gym/Cafeteria_0706-002-0101	1.4%
Johnson #1	Special Services Building_1001-011-0100 (1999)	1.3%
Fremont #14	Wyoming Indian HS / Agriculture Lab_0714-003-0102	1.3%
Fremont #1	Jeffrey City ES_0701-007-0100 (1958)	1.2%
Sweetwater #2	Thoman Ranch ES/MS Modular_1902-005-0101 (2016)	1.2%
Big Horn #2	Lovell HS- AG Lab/Maintenance Building / Lovell HS_0202-004-0100 (1962)	1.1%
Natrona #1	Park ES/12-24 Club Building / Park ES_1301-017-0100 (1956)	1.1%
Fremont #21	Fort Washakie / High School_0721-001-0119 (2009)	1.0%
Park #1	Powell Special Education Department_1501-006-0101 (1952)	1.0%
Washakie #1	Worland MS_2201-005-0108 (2004)	0.9%
Natrona #1	University Park ES_1301-023-0100 (1961)	0.8%
Park #1	Powell MS/Football Field Utility Building / Powell MS_1501-006-0109 (2016)	0.7%
Campbell #1	Lakeview ES_0301-040-0100 (2014)	0.6%
Crook #1	Sundance ES_0601-007-0109 (2016)	0.6%
Sublette #9	Big Piney ES_1809-004-0102 (2020)	0.6%
Johnson #1	Buffalo HS/V Tech/Greenhouse/Maintenance / Greenhouse_1001-002-0111	0.6%
Laramie #1	Dildine ES_1101-013-0100 (1956)	0.5%
Laramie #1	Carey JHS_1101-033-0118 (2020)	0.3%
Washakie #1	Eastside ES/Education Resource Center / Eastside ES_2201-001-0100 (1955)	0.3%
Fremont #25	Riverton HS/Special Services / Special Services_0725-007-0102	0.3%
Converse #1	Douglas Upper ES_0501-010-0101 (2013)	0.2%
Laramie #2	Pine Bluffs ES_1102-003-0112 (2017)	0.2%
Fremont #21	Fort Washakie / Elementary/Middle School_0721-001-0117 (2017)	0.1%
Big Horn #4	Riverside MS/HS (New)_0204-013-0101 (2019)	0.1%
Natrona #1	Lincoln ES_1301-052-0100 (2015)	0.1%
Sweetwater #1	Satellite HS_1901-028-0100 (2020)	0.1%
Big Horn #4	Laura Irwin ES (New)_0204-013-0100 (2019)	0.1%
Sheridan #2	New John Schiffer Alternative School_1702-021-0100 (2021)	0.1%
Fremont #14	Wyoming Indian MS - Star Tutor Center/Gym / Gym_0714-002-0101	0.0%
Fremont #14	Wyoming Indian MS - Star Tutor Center/Gym / Star Tutor Center_0714-002-0102	0.0%
Natrona #1	Roosevelt HS/ Pathways Innovation Center_1301-049-0100 (2016)	0.0%
Sublette #1	Pinedale HS / Wrangler Gym_1801-005-0104 (1987)	0.0%
Sweetwater #1	Black Butte HS_1901-024-0100 (2015)	0.0%
Washakie #1	Worland HS - AG Lab / Ag Lab_2201-005-0101 (1989)	0.0%
Weston #1	Newcastle HS / Vo Tech/ Fitness Center / Fitness Center_2301-005-0102 (2002)	0.0%

## Non Educational

District	Facility (year built)	5-Year FCI
Big Horn #3	Greybull HS / Football Concession (1996)	84.6%
Niobrara #1	Niobrara County HS / Concession Bldg (2000)	76.6%
Crook #1	Sundance Bus Maintenance Building_0601-007-0107 (2008)	70.3%
Lincoln #2	Bus Garage_1202-002-0100 (1998)	68.1%
Teton #1	Central Administration Office / Bus Barn / Bus Barn_2001-002-0100 (1975)	67.5%
Crook #1	Administration Building (Old Sundance ES) / Storage Building_0601-005-0101	67.3%
Platte #1	Wheatland Bus Garage_1601-011-0100 (1981)	64.6%
Crook #1	Moorcroft HS - Bus Barn Storage - Pump House / Bus Barn Storage_0601-006-0112 (1988)	64.0%
Goshen #1	Torrington MS / Concession Bldg (1989)	55.0%
Crook #1	Moorcroft HS - Bus Barn Storage - Pump House / Pump House_0601-006-0110 (1988)	54.1%
Niobrara #1	Niobrara County HS / Garage (2000)	53.6%
Natrona #1	Central Service - Food Warehouse_1301-001-0104 (1982)	51.7%
Converse #1	Physical Plant/Custodial Warehouse / Custodial Warehouse_0501-002-0103 (1969)	51.3%
Goshen #1	Lagrange ES - Maintenance & Storage / Maintenance and Storage_0801-004-0102 (1965)	50.5%
Johnson #1	Buffalo HS/V Tech/Greenhouse/Maintenance / Bus Barn Maintenance Building_1001-002-0100	48.6%
Uinta #1	Evanston Shop/Bus Barn_2101-009-0100 (1985)	48.3%
Sweetwater #2	Tech/Maintenance Building_1902-015-0100 (1984)	48.2%
Campbell #1	Main Maintenance Building - Cold Storage / Main Maintenance Building_0301-026-0100 (1971)	47.5%
Natrona #1	Central Service - Bus Barn_1301-001-0101 (1989)	46.6%
Crook #1	Hulett Maintenance/Plant / Heating Plant_0601-003-0107 (2007)	45.4%
Converse #1	Physical Plant/Custodial Warehouse / Physical Plant_0501-002-0102 (1966)	42.0%
Big Horn #3	Greybull MS/HS - Maintenance/Storage Buildin_0203-004-0106 (1972)	41.2%
Albany #1	Maintenance And Operations Building_0101-004-0100 (1967)	40.3%
Sheridan #2	Bus Barn_1702-001-0100 (1977)	39.9%
Fremont #2	Maintenance Facility_0702-003-0100 (1955)	39.6%
Fremont #21	Fort Washakie / Bus Barn_0721-001-0104 (1985)	39.1%
Crook #1	Hulett Maintenance/Plant / Maintenance Shop_0601-003-0103 (2008)	38.7%
Platte #1	Maintenance Building_1601-010-0100 (1945)	38.6%
Campbell #1	Campbell County HS / Boiler Building_0301-023-0110 (1972)	38.3%
Carbon #1	Old Maintenance Shop_0401-002-0100 (1978)	37.1%
Sheridan #3	Clearmont Bus Barn New/Old/Maintenance Build / Clearmont Bus Barn (New)_1703-002-0106 (2018)	37.0%
Laramie #1	Storey Transportation Complex / Bus Wash_1101-002-0101	36.9%
Fremont #21	Fort Washakie / Maintenance Building/Concessions_0721-001-0103 (1985)	36.2%
Crook #1	Moorcroft HS - Bus Barn Storage - Pump House (1988)	36.1%
Natrona #1	Central Service - Maintenance_1301-001-0102 (1982)	34.0%
Sublette #1	Bloom Property Bus Barn_1801-008-0100 (2006)	33.2%
Albany #1	Whiting Special Services_0101-022-0100 (1936)	33.1%
Weston #7	Maintenance/Bus Garage_2307-005-0100 (1968)	33.0%
Crook #1	Moorcroft Bus Barn_0601-006-0115 (2010)	32.1%
Uinta #6	Lyman Bus Barn_2106-005-0100 (1976)	31.2%
Goshen #1	Southeast ES/MS/HS/Industrial Arts/Gym/Bus / South Bus Garage_0801-011-0111 (1954)	30.9%
Sheridan #3	Clearmont Bus Barn New/Old/Maintenance Build / Clearmont Maintenance Building_1703-002-0103 (1994)	30.3%
Carbon #2	Hanna ES/Bus Barn / Bus Barn_0402-006-0100 (1972)	29.9%
Sublette #9	Big Piney Maintenance Storage Shed_1809-012-0101 (1987)	29.8%
Uinta #4	Bus Barn Office_2104-007-0100 (1982)	29.6%
Sheridan #2	Maintenance Facility_1702-017-0100 (1985)	29.5%
Niobrara #1	Niobrara County HS / Press Box (2000)	29.0%
Sublette #1	Bondurant ES / Storage / Storage_1801-002-0101 (1951)	28.9%
Fremont #14	Wyoming Indian ES - Occupational Therapy/Pum / Pump House_0714-001-0114	28.7%
Campbell #1	ESC - Administration / Vehicle Maintenance Building_0301-001-0101	28.4%
Big Horn #3	Bus Barn_0203-001-0100 (1977)	28.0%
Carbon #1	District Maintenance Shop_0401-002-0101 (2002)	27.2%
Fremont #14	Wyoming Indian HS / Bus Barn_0714-003-0103	26.8%
Carbon #2	Hanna-Elk Mountain JHS/HS - Boiler Building / Boiler Building_0402-011-0101 (1978)	25.6%
Park #1	Park #1 Bus Barn/Warehouse_1501-008-0100 (1983)	24.9%
Crook #1	Administration Building (Old Sundance ES) / Administration Building_0601-005-0100	24.0%
Sheridan #3	Arvada ES - Water Treatment Facility_1703-001-0105 (2009)	22.4%
Campbell #1	Wright JHS/HS / Bus Barn_0301-021-0102 (1983)	21.9%

## Non Educational

District	Facility (year built)	5-Year FCI
Uinta #1	Evanston MS Krilin/Shop/Storage/Boces/Supply / Central Supply/Maintenance Facility_2101-007-0107 (1997)	21.2%
Laramie #2	Transportation Facility_1102-012-0100 (1971)	20.7%
Platte #2	Guernsey-Sunrise Bus Barn_1602-001-0105 (1985)	20.7%
Uinta #1	Evanston MS Krilin/Shop/Storage/Boces/Supply / Kirilin Building - Shop/Storage_2101-007-0101 (1977)	20.5%
Fremont #25	Bus Barn / Garage / Garage_0725-002-0101	19.5%
Uinta #4	Bus Barn_2104-007-0101 (2003)	18.4%
Hot Springs #1	Building Complex Bus Barn_0901-001-0100 (1982)	18.0%
Fremont #25	Bus Barn / Garage / Bus Barn_0725-002-0100 (1964)	17.9%
Sheridan #3	Clearmont Bus Barn New/Old/Maintenance Build / Clearmont Bus Barn (Old)_1703-002-0104 (1979)	16.9%
Fremont #38	Arapahoe Campus / Bus Storage_0738-001-0107 (1994)	16.7%
Natrona #1	Midwest ES/MS/HS - Edgerton Bus Garage_1301-037-0102 (1974)	16.5%
Fremont #1	Transportation Shop/Warehouse/Bus Storage / Bus Storage Building_0701-002-0100 (1992)	16.5%
Fremont #1	Transportation Shop/Warehouse/Bus Storage / Transportation Shop/Warehouse Building_0701-002-0101 (1982)	16.0%
Lincoln #1	Kemmerer JHS/HS/Bus Barn / Bus Barn_1201-007-0100 (1979)	15.9%
Campbell #1	Sage Valley / Boiler Building_0301-020-0104 (1981)	15.8%
Goshen #1	Administration Building / Administration Building_0801-010-0100 (1960)	15.5%
Campbell #1	Campbell County HS / Lower Well House_0301-023-0111 (1972)	15.4%
Washakie #2	Ten Sleep ES/MS/HS - Bus Maintenance/Bus Barn_2202-002-0100 (2002)	15.2%
Uinta #1	Central Administration Complex_2101-001-0100 (1915)	15.1%
Campbell #1	Silver Hills Warehouse_0301-003-0100 (1978)	14.9%
Sheridan #1	Transportation Facility_1701-009-0100 (2012)	14.7%
Big Horn #2	Lovell ES- Storage Building / Storage Building_0202-002-0101 (1946)	14.6%
Campbell #1	Wright JHS/HS / Boiler Building_0301-021-0104 (1983)	14.5%
Converse #1	Central Administration_0501-001-0100 (1963)	14.1%
Fremont #24	Shoshoni ES/MS/HS - District Bus Garage_0724-001-0100 (1983)	13.6%
Sweetwater #2	Lincoln MS - Support Services_1902-010-0102 (1976)	13.6%
Laramie #2	Albin ES / Bus Barn_1102-005-0103 (1971)	13.6%
Park #16	Meeteetse ES/MS/HS/Gym/Bus Barn / Bus Barn_1516-004-0100 (1984)	13.5%
Natrona #1	Midwest ES/MS/HS / Custodian Shop Building_1301-037-0105	13.5%
Lincoln #2	Star Valley MS/Pump House / Pump House_1202-008-0102 (1983)	13.4%
Goshen #1	Torrington MS / Track Garage (2008)	13.4%
Carbon #1	Little Snake River Valley ES/MS/HS/Bus Garag / Bus Garage_0401-005-0100 (1971)	13.2%
Sweetwater #1	Central Administration/Maintenance/Transport / Maintenance Building_1901-001-0101 (1986)	13.1%
Sheridan #2	Administration Office_1702-014-0100 (2006)	12.7%
Fremont #14	Wyoming Indian HS - New Bus Barn_0714-003-0110 (2012)	12.4%
Converse #2	Central Administration/Transportation Bus Ga / Central Administration_0502-001-0100 (1982)	11.8%
Goshen #1	Torrington - Bus Garage Building A, B / Bus Garage Building A_0801-002-0100 (1986)	11.7%
Sweetwater #2	Monroe ES - Garage/Transportation / Transportation Shop_1902-011-0104 (1981)	11.7%
Fremont #25	Tac - Administration/Maintenance Shop / Maintenance Shop_0725-001-0102 (1940)	11.5%
Laramie #1	Storey Transportation Complex / Storage 1_1101-002-0103	11.1%
Campbell #1	ESC - Administration/Maintenance/District Wa / Administration Building_0301-001-0100 (1971)	10.8%
Sheridan #2	Sheridan HS / Boiler Building_1702-011-0104 (1987)	10.8%
Niobrara #1	Niobrara County HS / Administration Building_1401-001-0100 (2000)	10.7%
Weston #1	Facilities Operations And Distribution_2301-001-0104 (2010)	10.6%
Weston #1	Transportation Bus Barn_2301-001-0103 (2010)	10.5%
Natrona #1	Central Services Building_1301-001-0100 (1981)	9.8%
Niobrara #1	Niobrara County HS / South Bus Barn_1401-005-0102 (2000)	9.7%
Fremont #38	Arapahoe Campus / Arapahoe District Maintenance_0738-001-0104 (1969)	9.7%
Big Horn #2	Lovell Bus Barn_0202-001-0100 (1984)	9.6%
Fremont #24	Shoshoni ES/MS/HS/Maintenance Facility / Maintenance Facility_0724-003-0102 (2016)	9.6%
Johnson #1	Administration Building/Storage / Administration Building_1001-001-0100 (1974)	9.4%
Niobrara #1	Niobrara County HS / North Bus Barn_1401-005-0101 (1986)	9.3%
Laramie #1	Storey Transportation Complex / Bus Barn_1101-002-0100	9.3%
Fremont #38	Arapahoe Campus / Bus Maintenance Shop_0738-001-0106 (1982)	8.7%
Laramie #1	Storey Transportation Complex / Warehouse_1101-002-0102	8.5%
Platte #2	Guernsey-Sunrise Grounds Keep_1602-001-0102 (1974)	8.4%
Big Horn #3	Greybull HS / Football Storage (1996)	8.2%
Campbell #1	4-J ES / Well House_0301-004-0105 (2010)	8.0%

## Non Educational

District	Facility (year built)	5-Year FCI
Uinta #6	Administration Building_2106-003-0108 (2014)	8.0%
Sweetwater #1	Central Administration/Maintenance/Transport / Central Administration_1901-001-0100 (1983)	7.8%
Big Horn #1	Cowley Maintenance Shop_0201-012-0103 (2002)	7.7%
Sheridan #1	Central Office_1701-004-0100 (1984)	7.6%
Fremont #1	Lander Valley HS/Storage Building / Storage Building_0701-001-0103	7.5%
Campbell #1	ESC - Administration / District Warehouse_0301-001-0103 (1971)	7.5%
Goshen #1	Torrington MS / Press Box (2008)	7.4%
Big Horn #3	Central Administration (Old Greybull MS)_0203-004-0100 (1981)	7.2%
Uinta #6	Lyman Intermediate School/Food Storage / Food Storage_2106-003-0103 (1992)	7.2%
Big Horn #4	Administration Building/Bus Barn / Small Bus Barn_0204-001-0102 (1950)	6.9%
Sublette #9	Bus Repair Shop West Building/Storage East / Storage Shop East Building_1809-007-0102 (1985)	6.8%
Carbon #2	Encampment Bus Barn_0402-010-0104 (2016)	6.7%
Park #1	Administration Building_1501-001-0100 (1985)	6.7%
Fremont #21	Fort Washakie / Administration Building_0721-001-0100 (2001)	6.3%
Weston #7	Lloyd W. Nelson Administration Building_2307-001-0100 (1974)	6.3%
Goshen #1	Lingle - Ft. Laramie - Bus Barn_0801-012-0111 (2015)	6.0%
Park #1	Powell MS/Football Field Utility Building / Football Field Utility Building_1501-006-0104 (1986)	6.0%
Converse #2	Central Administration/Transportation Bus Ga / Transportation Bus Garage_0502-002-0100 (1982)	5.8%
Platte #1	Libbey ES/Central Administration / Central Administration_1601-001-0100	5.5%
Sweetwater #2	Wilson Admin Building / Hazmat Building / Hazmat Building_1902-011-0101 (1991)	5.4%
Weston #1	Facilities Maintenance Shop_2301-004-0109 (2016)	5.4%
Sweetwater #1	Central Administration/Maintenance/Transport / Transportation/Warehouse_1901-001-0102 (1976)	5.1%
Teton #1	Jackson Hole MS / Maintenance Shop / Maintenance Shop_2001-001-0100 (2002)	4.9%
Uinta #4	Central Office/District Warehouse (2104-001-0100) / Central Office_2104-001-0100 (1962)	4.9%
Carbon #2	Administration Building_0402-001-0100 (1950)	4.8%
Teton #1	Central Administration Office / Bus Barn / Administration Office_2001-008-0104 (2013)	4.7%
Laramie #2	Administration Building_1102-001-0100 (1987)	4.7%
Albany #1	Administration Building_0101-001-0100 (1952)	4.6%
Big Horn #1	Administration Building_0201-013-0100 (1916)	4.4%
Natrona #1	Kelly Walsh HS/Aquatic Center/Pump House / Pump House_1301-036-0111	4.4%
Sweetwater #2	Monroe ES - Garage/Transportation / Garage_1902-011-0103 (1976)	4.1%
Fremont #38	Arapahoe Administration Building_0738-003-0100 (2005)	4.1%
Big Horn #4	Administration Building/Bus Barn / Administration Building / Bus Barn_0204-001-0101 (1950)	3.9%
Lincoln #2	Star Valley HS / Star Valley HS Concessions Building (1998)	3.8%
Campbell #1	4-J ES / Boiler Building_0301-004-0104 (1986)	3.7%
Weston #1	Administration Office_2301-006-0100 (1953)	3.6%
Laramie #1	Nutrition Services/Facilities Management / Nutrition Services_1101-035-0100 (1967)	3.6%
Big Horn #4	Riverside MS/HS - Maintenance Shop_0204-005-0102 (1955)	3.5%
Big Horn #2	Lovell ES- Storage Building / Lovell ES_0202-002-0100 (1952)	3.5%
Big Horn #2	Lovell ES- Storage Building (1946)	3.4%
Johnson #1	Buffalo HS/V Tech/Greenhouse/Maintenance / Storage Building/Pump House_1001-002-0108	3.3%
Campbell #1	Main Maintenance Building - Cold Storage / Cold Storage_0301-026-0103 (2009)	3.1%
Laramie #1	Administration Building_1101-001-0100 (1921)	3.0%
Sublette #9	Bus Repair Shop West Building/Storage East / Bus Repair Shop West Building_1809-007-0101 (2019)	3.0%
Laramie #1	Nutrition Services/Facilities Management / Facilities Management_1101-035-0102 (1967)	2.8%
Sweetwater #2	Wilson Admin Building / Hazmat Building / Wilson Admin Building_1902-007-0100 (1971)	2.7%
Lincoln #2	Swift Creek HS / Administration Building / Administration Building_1202-003-0101 (2016)	2.7%
Washakie #1	Worland HS/Maintenance Shop/Bus / Maintenance Shop_2201-005-0106 (1965)	2.5%
Carbon #2	Medicine Bow Bus Barn_0402-017-0101 (2016)	2.4%
Converse #1	Douglas HS - Bus Barn/Warehouse / Bus Barn/Warehouse_0501-014-0102 (1976)	2.2%
Washakie #1	Worland HS/Maintenance Shop/Bus / Bus Barn_2201-005-0105 (1968)	2.1%
Fremont #25	Tac - Administration/Maintenance Shop / Administration Building_0725-001-0100 (1958)	2.0%
Johnson #1	Kaycee ES/MS/HS Campus / Bus Barn_1001-009-0105 (2005)	2.0%
Carbon #1	Rawlins Transportation/Storage/Maintenance_0401-014-0101 (2017)	2.0%
Goshen #1	Torrington - Bus Garage Building A, B / Bus Garage Building B_0801-002-0101 (1986)	1.8%
Park #6	Bus Garage_1506-009-0101 (2020)	1.8%
Washakie #1	Administration Office_2201-005-0100 (1990)	1.6%
Crook #1	Hulett ES/MS/HS - AG Barn / AG Barn_0601-003-0113 (2015)	1.4%

## Non Educational

District	Facility (year built)	5-Year FCI
Carbon #2	Saratoga JHS/HS - Boiler Building / Boiler Building_0402-013-0102 (1980)	1.3%
Campbell #1	Campbell County HS / Upper Well House_0301-023-0112 (1980)	1.2%
Goshen #1	Torrington HS - Fire Sprinkler Riser Room / Fire Sprinkler Riser Room_0801-013-0105 (1979)	1.2%
Lincoln #1	Kemmerer Childhood Development Center / New Frontier HS Central Heat Plant_1201-007-0101 (1965)	1.1%
Big Horn #2	Lovell HS- AG Lab/Maintenance Building / Maintenance Building_0202-004-0104 (2016)	1.0%
Uinta #6	Lyman HS/Storage Building / Storage Building_2106-004-0105 (2003)	0.9%
Lincoln #1	Administration Building/Burgoon Boces / Administration Building_1201-001-0100 (1983)	0.8%
Sweetwater #1	Desert ES/MS/Bus / Bus Garage_1901-002-0101 (1980)	0.7%
Johnson #1	Administration Building/Storage / Central Office Storage_1001-001-0101 (1982)	0.6%
Laramie #1	Storey Transportation Complex / Storage 2	0.6%
Johnson #1	Buffalo HS/V Tech/Greenhouse/Maintenance / Transportation Building #1_1001-002-0101	0.5%
Park #6	Administration Building/Heart Mountain_1506-001-0111 (1920)	0.4%
Big Horn #1	Rocky Mountain MS/HS - Bus/ Maintenance Faci / Bus Barn / Maintenance Facility_0201-014-0100 (2010)	0.3%
Carbon #2	Saratoga Bus Garage_0402-002-0100 (1972)	0.2%
Fremont #6	Wind River ES/Maintenance/Bus / Bus Storage Building_0706-001-0105 (1983)	0.0%
Fremont #2	Dubois / Bus Barn_0702-003-0109	0.0%
Fremont #2	Dubois / Administration_0702-002-0108	0.0%
Uinta #4	Central Office/District Warehouse (2104-001-0100) / District Warehouse_2104-001-0101 (1962)	0.0%
Fremont #6	Wind River ES/Maintenance/Bus / Maintenance Facility/Bus Barn_0706-001-0102 (1985)	0.0%
Washakie #1	Worland HS/Maintenance Shop/Bus / Storage Building w/Restrooms	0.0%
Johnson #1	Buffalo HS/V Tech/Greenhouse/Maintenance / Transportation Building #2_1001-002-0102	0.0%
Campbell #1	Thunder Basin HS - Maintenance Garage / Maintenance Garage_0301-027-0101 (1999)	0.0%
Sublette #1	Pinedale HS / Maintenance Facility/Warehouse_1801-001-0100 (1985)	0.0%
Park #6	Cody HS/Auto Shop/Storage/Gym / Football Field Restroom Building	0.0%
Crook #1	Admin-Athletic Complex Storage Building (2019)	0.0%
Crook #1	Hulett Maintenance/Plant / MPV Storage Shed (2020)	0.0%
Park #1	Powell MS/Football Field Utility Building / Pump House_1501-006-0108 (2016)	0.0%
Uinta #4	Mountain View HS - Storage/Maintenance / Storage/Facility_2104-006-0102 (1983)	0.0%
Johnson #1	Kaycee ES/MS/HS Campus / Warehouse_1001-009-0108 (2005)	0.0%



## **Introduction**

The Wyoming Department of Education (WDE) compiles student enrollment data from local school district reports on October 1 of each year. Enrollment numbers reported to WDE include public and virtual students, but do not include home or private schools. The historical practice of WDE has been to provide the State Construction Department (SCD) “onsite proxy” numbers, or better known as brick and mortar students. This is important because the School Facilities Commission (SFC) has the responsibility to assess the adequacy of buildings in relation to the number of students that occupy them. Students may come in and out of local schools for various reasons, and the October 1 snapshot has been a reasonable way to measure the annual presence of those students. WDE scrubs the data reported by districts and is able to provide numbers to SCD at the end of December of each year, which allows preparation for meeting with school districts during the biennial facility planning process.

SCD uses the data in two ways: (1) to calculate capacity, and (2) to populate enrollment projections. Capacity calculations are contained herein. Enrollment projections are used when a potential capacity need is identified. These are used, in conjunction with other available data, to assist in making recommendations to the SFC for the most cost effective remedies (MCER).

The SCD calculates capacity on a cascading basis: space-by-space roles up to buildings, buildings to campuses (when multiple buildings are associated with a school), and then campuses to in-town grade configurations. Because districts do not transport rural students at certain grade levels to or from town when cost, time, conditions, or distance make it undesirable to do so, SCD has worked with all 48 school districts to separate rural school enrollment from “in-town” enrollment.

## **State Statute**

§21-15-115(a) The commission shall by rule and regulation establish and maintain uniform statewide standards for the adequacy of school buildings and facilities necessary for providing educational programs prescribed by law for the public schools...

(vi) Building capacity criteria aligned to the prescribed state educational program, with consideration given to utilization differences between school sizes and school levels in accordance with W.S. 21-15-117(e)(iv);

## **SFC Rules and Regulations**

The SFC adopted a capacity methodology in 2012 and has refined the methodology over the years. The methodology governs how capacity is calculated for individual rooms, buildings, campuses, and grade configurations within school districts. It is tied to the SFC’s Rules and Regulations, which requires a formal process when considering potential changes, ensuring that all districts are given a voice in any statewide capacity decision that has implications for fair and equitable prioritization.

### **Chapter 3: Section 9. Capacity and Square Footage Requirements**

(a) Because the Commission has determined that incorporation of the full text of its methodologies would be cumbersome or inefficient, the following methodologies are incorporated by reference in these Commission rules.

(i) Enrollment Projection Methodology adopted by the Commission and effective on August 27, 2020;

(ii) Capacity Calculation Methodology, adopted by the Commission and effective on August 27, 2020; and

(iii) Maximum Allowable Educational Building Square Footage Methodology, adopted by the Commission and effective on August 27, 2020.

### **Chapter 8: Section 4. Building Needs Schedules.** The Commission shall annually evaluate the adequacy of the State's school buildings and facilities and develop two building needs schedules: condition and capacity.

(a) Capacity Schedule. The capacity schedule shall be based on projected capacity, calculated in accordance with this subsection, and the needs identified in accordance with § 5(a) of this Chapter.

(i) The Department shall calculate building capacity and enrollment projections based on the Commission's methodologies incorporated by reference in Chapter 3 of these Rules.

(ii) For the purposes of capacity projections, the construction time for capital remedies shall be presumed to be three (3) years, and the Department shall project enrollments over a five (5) year projection period beginning upon the presumed completion of a construction period, in accordance with W.S. 21-15-117(a)(iii).

(iii) The Department shall use the projected enrollments by configuration to calculate an expected rate of change and apply that rate of change to each building in that configuration. This projected enrollment and any studies performed pursuant to § 5 of this Chapter shall be the basis for generating the capacity schedule.

(iv) The Commission may direct the Department to adjust projections in accordance with § 4(d) of the Commission's enrollment projection methodology, as incorporated in Chapter 3 of these Rules.

## Capacity Analyses

The statewide capacity list is generated by applying the SFC's Capacity Methodology and Chapter 8 Rules and Regulations for capacity prioritization.

### SFC Capacity Calculation Methodology

Calculating capacity for buildings is an important part of applying adequacy standards. The following instructional area criteria shall be used:

#### Elementary Schools (Utilization Rate = 100%)

<b>Instructional Space</b>	<b>Square Feet Per Student</b>	<b>Restricted Capacity<sup>1</sup></b>	<b>Notes</b>
Pre-Kindergarten / Kindergarten / 1st	50	16	Pre-kindergarten classrooms are counted as capacity-generating spaces if they are not enhanced square footage paid by the district.
Grades 2-3	40	16	
Grades 4-6	40	25	
Open Plan Instruction <sup>2</sup> (Primary K-3)	40	16	
Open Plan Instruction (Intermediate 4-6)	40	25	
Science Demonstration (Designed as a General Classroom)	60	24	
Special Ed (Self-Contained)	80	10	

Spaces that do not carry capacity in elementary schools: circulation space, art, music, spaces that support educational instruction as a pullout area (not a general classroom), tutoring / small group / special education resource (67 sf / student for estimating purposes), P.E. / multi-purpose, computer labs, modular / temporary classrooms, administration / building support spaces.

<sup>1</sup>Restricted capacity means that the School Facilities Commission has set a limit for the number of students that are counted in a classroom, even though the room may be able to hold more students because of its size.

<sup>2</sup>Open plan instruction means a full-time teacher other than a home room teacher is assigned to a separate space, and teaches subject matter in addition to home room instruction (e.g. foreign language).

Middle, Jr. High and High Schools (Utilization Rate = 85%)

Spaces That Carry Capacity	Square Feet Per Student	Restricted Capacity	Notes
General Classrooms	37.5	25	
Open Plan Instruction	37.5		
General Science	60	24	
Biology / Physics / Chemistry	60	24	
Foreign Language	37.5	25	
Special Ed (Self-Contained)	80	10	
CTE Industrial Laboratory	125	25	Woodworking, metalworking, auto shop
CTE General Laboratory	60	25	FACS, technology ed., business ed., early childcare, criminal justice, cosmetology
Agricultural Laboratory / Greenhouse	60	25	
Computer Labs	37.5		
Art MS/HS	50/62	25	
Music Classroom MS/HS	55/60	25	
Music (Vocal)	60		
Music (Instrumental)	60	50	
Drama	30		
TV/Radio/Video/Media Production	62		
Multipurpose	37.5		
Gymnasium / Auxiliary Gymnasium		25 per ½ court	Half of a regulation basketball court is 4,200 sq. ft. Small secondary schools less than 300 students are estimated separately during facility planning process.
P.E. Classroom	37.5	25	
Health Occupations	125	25	

Spaces that do not carry capacity in secondary schools: circulation space, tutoring/small group/special education resource (67 sf / student for estimating purposes), library / media center, dance/aerobics, weights, wrestling, support classrooms for physical education and CTE industrial laboratories, dining, commons, modular / temporary classrooms, administration / building support spaces.

High Capacity (District-Wide)

If a district had a high district-wide capacity in any grade configuration (100% or greater) in the previous year (inclusive of appropriated remedies for construction), and is using space for a purpose other than its normal use due to capacity, it may choose a “displacement” use category, identifying what the room would have been used for if capacity was not an issue.

## Applying Instructional Area Use Calculations

The instructional area use methodology shall be applied to all buildings, whether built under previous design guidelines or under the present guidelines. When designing a new building, adding onto a building, or renovating a building, the architect shall program spaces and generate capacity-per-space calculations so as to demonstrate that building capacity meets (at minimum) the number of students for its intended use.

## Utilization

Actual utilization rates vary from building to building based on how a school educates students. Square footage for non-educational use is not categorized as educational space and does not generate student capacity. W.S. 21-15-117(e)(iv) states that the commission shall encourage the efficient use of classrooms with a factor of:

- Eighty-five percent (85%) of the instructional area applied to middle and high school level buildings;
- One hundred percent (100%) of the homeroom instructional area applied to elementary school buildings.

Districts may propose non-capacity use of classrooms such as professional learning communities, special education resource rooms, etc. Sometimes non-capacity use creates a lower building capacity than what the SCD believes is reasonable. In these instances, the SCD will analyze the proposed use of spaces and may assign a general classroom categorization to some rooms with the understanding that the district may use the room for whatever “non-capacity” uses it deems appropriate. In the instance of special education resource rooms, the department will apply the most recent state average for all districts within the state as reported by WDE, using 67 sq. ft. per student for estimating purposes, to calculate the maximum sq. ft. that may be allocated for resource room use within any single building (or in some instances, campus).

Example:

School / Campus	Enrollment	Statewide Sped. 13.9%	Dedicated Resource Rooms Sq. Ft.	# of Students Based on 67 sf / Student	Sped. Student Capacity (+ -)
A	729	101	8,385	125	24
B	341	47	2,807	42	6
C	1352	188	15,039	224	37

## Multi-Grade Configurations

For buildings that have configurations other than K-6 (or some variation thereof), 6-8 (no academy) or 7-8 and 9-12, the following utilization rates shall be used:

K-12	93%
K-8	97%
K-9	96%
5-8	93%
6, 7-8	90%

These are calculated by assumed grade configurations within a school (K-12 segmented into K-6, 7-8 and 9-12; K-8 segmented into K-6 and 7-8; K-9 segmented into K-6 and 7-9; 5-8 segmented into 5-6 and 7-8; and 6-8 (6<sup>th</sup> grade is an academy) segmented into 6 and 7-8. The example below is calculated for a K-8 configuration.

Calculation:

Example K-8: K-6 (7 grades) at 100% utilization and 7-8 (2 grades) at 85% utilization, which equals 9 grades total.

$$7/9 \times 100\% \text{ (K-6)} = 78\% \text{ (rounded)}$$

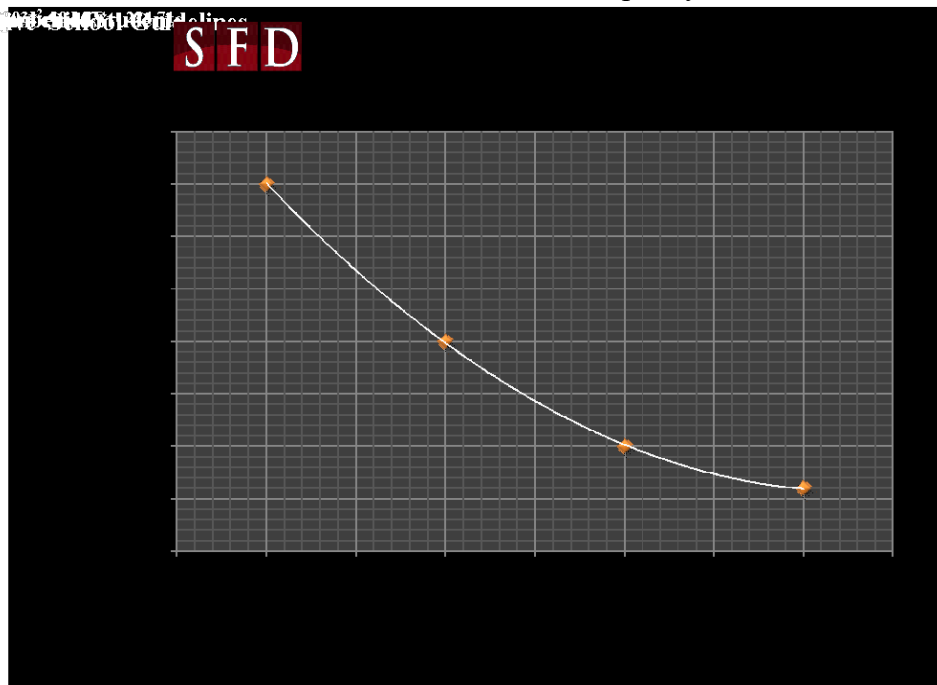
$$\frac{2}{9} \times 85\% \text{ (7 \& 8)} = 19\% \text{ (rounded)}$$

$$78 + 19 = 97\% \text{ utilization rate}$$

## New Alternative Schools

The following linear curve shall be used to determine capacity for new alternative schools.

Students	Sq Ft. per Student	Buildings Gross Sq Ft.
350	186	65,100
250	190	47,500
150	200	30,000
50	215	10,750



### Existing Alternative Schools

The diversity of teaching strategies, the selective use of instructional areas, and the varying standards used for construction of buildings not built under the current SFC guidelines, necessitate a net square foot capacity calculation for alternative schools. The combined net area of instructional spaces shall be divided by 67 sq. ft. Gyms shall be calculated the same as regular high schools. Support spaces shall not generate capacity. Calculations shall be subject to an 85% utilization rate.

Sometimes a district may choose to use more space for its alternative school within a co-located building than determined as reasonable by SCD, creating a higher capacity percentage within the rest of the building. In these instances, SCD will analyze the proposed use of spaces (by multiplying alternative school enrollment by 67 sq. ft. per student) and may assign area use codes different than.

### Capacity by District Report

DISTRICT	ENROLLMENT	ADJUSTED CAPACITY	PERCENT CAPACITY	SEATS
				AVAILABLE/NEEDED
LARAMIE COUNTY SCHOOL DISTRICT #1	13,123	13,976	93.90%	853
NATRONA COUNTY SCHOOL DISTRICT #1	12,679	14,564	87.06%	1,885
LINCOLN COUNTY SCHOOL DISTRICT #2	3,034	3,717	81.62%	683
SHERIDAN COUNTY SCHOOL DISTRICT #2	3,584	4,442	80.69%	858
SWEETWATER COUNTY SCHOOL DISTRICT #1	4,935	6,240	79.09%	1,305
PARK COUNTY SCHOOL DISTRICT #1	1,849	2,360	78.34%	511
TETON COUNTY SCHOOL DISTRICT #1	2,796	3,642	76.78%	846
WESTON COUNTY SCHOOL DISTRICT #1	553	725	76.25%	172
CAMPBELL COUNTY SCHOOL DISTRICT #1	8,593	11,892	72.26%	3,299
ALBANY COUNTY SCHOOL DISTRICT #1	3,758	5,305	70.84%	1,547
FREMONT COUNTY SCHOOL DISTRICT #1	1,727	2,444	70.67%	717
FREMONT COUNTY SCHOOL DISTRICT #25	2,416	3,624	66.67%	1,208
CONVERSE COUNTY SCHOOL DISTRICT #1	1,700	2,562	66.36%	862
PARK COUNTY SCHOOL DISTRICT #6	2,041	3,082	66.22%	1,041
UINTA COUNTY SCHOOL DISTRICT #1	3,395	5,132	66.16%	1,737
LARAMIE COUNTY SCHOOL DISTRICT #2	1,081	1,640	65.92%	559
SWEETWATER COUNTY SCHOOL DISTRICT #2	2,394	3,690	64.88%	1,296
BIG HORN COUNTY SCHOOL DISTRICT #2	729	1,135	64.22%	406
GOSHEN COUNTY SCHOOL DISTRICT #1	1,639	2,568	63.82%	929
BIG HORN COUNTY SCHOOL DISTRICT #3	469	753	62.29%	284
CONVERSE COUNTY SCHOOL DISTRICT #2	680	1,122	60.61%	442
WASHAKIE COUNTY SCHOOL DISTRICT #1	1,132	1,877	60.31%	745
LINCOLN COUNTY SCHOOL DISTRICT #1	598	992	60.29%	394
CROOK COUNTY SCHOOL DISTRICT #1	1,240	2,060	60.20%	820
CARBON COUNTY SCHOOL DISTRICT #1	1,631	2,732	59.69%	1,101
SUBLETTE COUNTY SCHOOL DISTRICT #1	1,091	1,832	59.55%	741
JOHNSON COUNTY SCHOOL DISTRICT #1	1,187	2,138	55.52%	951
SHERIDAN COUNTY SCHOOL DISTRICT #1	1,024	1,864	54.95%	840
FREMONT COUNTY SCHOOL DISTRICT #38	408	765	53.34%	357
BIG HORN COUNTY SCHOOL DISTRICT #1	651	1,307	49.82%	656
UINTA COUNTY SCHOOL DISTRICT #6	724	1,508	48.02%	784
FREMONT COUNTY SCHOOL DISTRICT #6	377	787	47.92%	410
FREMONT COUNTY SCHOOL DISTRICT #24	383	837	45.76%	454
UINTA COUNTY SCHOOL DISTRICT #4	747	1,652	45.23%	905
BIG HORN COUNTY SCHOOL DISTRICT #4	236	554	42.56%	318
FREMONT COUNTY SCHOOL DISTRICT #14	567	1,345	42.15%	778
HOT SPRINGS COUNTY SCHOOL DISTRICT #1	642	1,539	41.72%	897
FREMONT COUNTY SCHOOL DISTRICT #2	182	437	41.64%	255
PLATTE COUNTY SCHOOL DISTRICT #1	913	2,409	37.91%	1,496
SHERIDAN COUNTY SCHOOL DISTRICT #3	81	225	35.99%	144
CARBON COUNTY SCHOOL DISTRICT #2	607	1,799	33.73%	1,192
SUBLETTE COUNTY SCHOOL DISTRICT #9	440	1,344	32.75%	903
PLATTE COUNTY SCHOOL DISTRICT #2	209	643	32.52%	434
WASHAKIE COUNTY SCHOOL DISTRICT #2	105	348	30.19%	243
FREMONT COUNTY SCHOOL DISTRICT #21	369	1,223	30.17%	854
NIOBRARA COUNTY SCHOOL DISTRICT #1	270	909	29.69%	639
PARK COUNTY SCHOOL DISTRICT #16	95	414	22.96%	319
<b>Grand Total</b>	<b>89,084</b>	<b>128,153</b>	<b>69.51%</b>	<b>39,069</b>



		District	Building	Grade Configuration	Current Enrollment (2022/2023 School Year)	Adjusted Capacity	Current Percent of Capacity	Projected Enrollment (2031)	Projected Percent of Capacity (2031)
<b>High Capacity Need (Projected Capacity &gt; 100%)</b>	1	LARAMIE COUNTY SCHOOL DISTRICT #1	ARP ES	EDUC K - 6	308	192	160.42%	259	134.90%
	2	LARAMIE COUNTY SCHOOL DISTRICT #1	SADDLE RIDGE ES	EDUC K - 6	374	250	149.60%	315	126.00%
	3	LARAMIE COUNTY SCHOOL DISTRICT #1	SUNRISE ES	EDUC K - 6	341	265	128.68%	287	108.30%
	4	NATRONA COUNTY SCHOOL DISTRICT #1	PARK ES	EDUC K - 5	355	272	130.51%	294	108.09%
	5	LARAMIE COUNTY SCHOOL DISTRICT #1	EAST HS	EDUC 9 - 12	1484	1320	112.42%	1410	106.81%
	6	LINCOLN COUNTY SCHOOL DISTRICT #2	AFTON ES	EDUC K - 3	415	378	109.79%	398	105.29%
	7	LINCOLN COUNTY SCHOOL DISTRICT #2	ETNA ES	EDUC 4 - 6	290	278	104.32%	284	102.16%
<b>Medium Capacity Need (100% &gt; Projected Capacity &gt; 90%)</b>	8	LARAMIE COUNTY SCHOOL DISTRICT #1	HENDERSON ES	EDUC K - 6	274	232	118.10%	231	99.57%
	9	NATRONA COUNTY SCHOOL DISTRICT #1	WOODS LEARNING CENTER	EDUC K - 8	181	156	115.90%	152	97.33%
	10	GOSHEN COUNTY SCHOOL DISTRICT #1	LINCOLN ES	EDUC K - 2	263	284	92.61%	274	96.48%
	11	LARAMIE COUNTY SCHOOL DISTRICT #2	PINE BLUFFS ES	EDUC K - 6	195	212	91.98%	204	96.23%
	12	LARAMIE COUNTY SCHOOL DISTRICT #1	CENTRAL HS	EDUC 9 - 12	1237	1228	100.71%	1175	95.66%
	13	LARAMIE COUNTY SCHOOL DISTRICT #2	BURNS ES	EDUC K - 6	264	292	90.41%	276	94.52%
	14	NATRONA COUNTY SCHOOL DISTRICT #1	VERDA JAMES ES	EDUC K - 5	444	389	114.14%	367	94.34%
	15	GOSHEN COUNTY SCHOOL DISTRICT #1	LINGLE - FT. LARAMIE ES	EDUC K - 5	116	129	89.92%	121	93.80%
	16	LINCOLN COUNTY SCHOOL DISTRICT #2	STAR VALLEY MS	EDUC 7 - 8	454	462	98.18%	433	93.64%
	17	SHERIDAN COUNTY SCHOOL DISTRICT #1	BIG HORN ES	EDUC K - 5	208	245	84.90%	226	92.24%
	18	NATRONA COUNTY SCHOOL DISTRICT #1	SOUTHRIDGE ES	EDUC K - 5	330	297	111.11%	273	91.92%
	19	NATRONA COUNTY SCHOOL DISTRICT #1	CY MS	EDUC 6 - 8	790	752	105.02%	684	90.93%
	20	CROOK COUNTY SCHOOL DISTRICT #1	MOORCROFT MS/HS	EDUC 7 - 12	294	383	76.69%	347	90.52%
21	NATRONA COUNTY SCHOOL DISTRICT #1	MANOR HEIGHTS ES	EDUC K - 5	306	281	108.90%	253	90.04%	
	22	NATRONA COUNTY SCHOOL DISTRICT #1	SUMMIT ES	EDUC K - 5	442	410	107.80%	366	89.27%
	23	PARK COUNTY SCHOOL DISTRICT #1	PARKSIDE ES	EDUC K - 5	206	202	101.98%	178	88.12%
	24	HOT SPRINGS COUNTY SCHOOL DISTRICT #1	RALPH WHITTERS ES	EDUC K - 4	242	333	72.67%	291	87.39%
	25	NATRONA COUNTY SCHOOL DISTRICT #1	SAGEWOOD ES	EDUC K - 5	311	296	105.07%	257	86.82%
	26	NATRONA COUNTY SCHOOL DISTRICT #1	FORT CASPAR ACADEMY	EDUC K - 5	405	391	103.58%	335	85.68%
	27	LARAMIE COUNTY SCHOOL DISTRICT #1	PIONEER PARK ES	EDUC K - 6	362	356	101.69%	305	85.67%
	28	LARAMIE COUNTY SCHOOL DISTRICT #1	PRAIRIE WIND ES	EDUC K - 6	468	460	101.74%	394	85.65%
	29	CROOK COUNTY SCHOOL DISTRICT #1	SUNDANCE ES	EDUC K - 6	242	330	73.33%	282	85.45%
	30	LARAMIE COUNTY SCHOOL DISTRICT #1	HOBBS ES	EDUC K - 6	313	312	100.32%	263	84.29%
	31	LINCOLN COUNTY SCHOOL DISTRICT #2	OSMOND ES	EDUC 4 - 6	338	392	86.22%	330	84.18%
	32	LARAMIE COUNTY SCHOOL DISTRICT #1	DAVIS ES	EDUC K - 6	327	327	100.00%	275	84.10%
	33	LINCOLN COUNTY SCHOOL DISTRICT #2	THAYNE ES	EDUC K - 3	378	432	87.50%	363	84.03%
	34	LARAMIE COUNTY SCHOOL DISTRICT #1	BAIN ES	EDUC K - 6	223	224	99.55%	188	83.93%
	35	WESTON COUNTY SCHOOL DISTRICT #1	NEWCASTLE ES	EDUC K - 5	375	432	86.81%	362	83.80%
	36	ALBANY COUNTY SCHOOL DISTRICT #1	LARAMIE MS	EDUC 6 - 8	675	787	85.76%	656	83.34%
	37	LARAMIE COUNTY SCHOOL DISTRICT #1	MEADOWLARK ES	EDUC 5 - 6	521	552	94.38%	459	83.15%
	38	NATRONA COUNTY SCHOOL DISTRICT #1	ROOSEVELT HS	EDUC 9 - 12	213	226	94.21%	188	83.15%
	39	LARAMIE COUNTY SCHOOL DISTRICT #1	SOUTH HS	EDUC 9 - 12	1123	1285	87.38%	1067	83.02%
	40	LARAMIE COUNTY SCHOOL DISTRICT #1	CAREY JHS	EDUC 7 - 8	843	884	95.36%	732	82.81%
	41	NATRONA COUNTY SCHOOL DISTRICT #1	PINEVIEW ES	EDUC K - 5	273	273	100.00%	226	82.78%
	42	LARAMIE COUNTY SCHOOL DISTRICT #1	BAGGS ES	EDUC K - 6	305	311	98.07%	257	82.64%
	43	LINCOLN COUNTY SCHOOL DISTRICT #2	STAR VALLEY HS	EDUC 9 - 12	887	1072	82.75%	884	82.47%
	44	CAMPBELL COUNTY SCHOOL DISTRICT #1	STOCKTRAIL ES	EDUC K - 6	544	486	111.93%	397	81.69%
	45	BIG HORN COUNTY SCHOOL DISTRICT #1	COWLEY ROCKY MOUNTAIN ES	EDUC K - 5	189	238	79.41%	194	81.51%
	46	BIG HORN COUNTY SCHOOL DISTRICT #3	GREYBULL ES	EDUC K - 5	219	254	86.22%	207	81.50%
	47	ALBANY COUNTY SCHOOL DISTRICT #1	LARAMIE HS	EDUC 9 - 12	1086	1221	88.97%	994	81.44%
	48	LARAMIE COUNTY SCHOOL DISTRICT #1	FREEDOM ES	EDUC K - 6	332	343	96.79%	279	81.34%
	49	PARK COUNTY SCHOOL DISTRICT #1	POWELL HS	EDUC 9 - 12	572	723	79.17%	577	79.86%
	50	LARAMIE COUNTY SCHOOL DISTRICT #1	ANDERSON ES	EDUC K - 4	311	322	96.58%	257	79.81%
	51	PLATTE COUNTY SCHOOL DISTRICT #1	LIBBEY ES	EDUC K - 2	196	283	69.26%	225	79.51%
	52	LARAMIE COUNTY SCHOOL DISTRICT #1	JESSUP ES	EDUC K - 6	239	254	94.09%	201	79.13%
	53	SHERIDAN COUNTY SCHOOL DISTRICT #2	MEADOWLARK ES	EDUC K - 5	314	344	91.28%	272	79.07%
	54	GOSHEN COUNTY SCHOOL DISTRICT #1	TRAIL ES	EDUC 3 - 5	249	327	76.15%	258	78.90%

	District	Building	Grade Configuration	Current Enrollment (2022/2023 School Year)	Adjusted Capacity	Current Percent of Capacity	Projected Enrollment (2031)	Projected Percent of Capacity (2031)
55	NATRONA COUNTY SCHOOL DISTRICT #1	COTTONWOOD ES	EDUC K - 5	352	369	95.39%	291	78.86%
56	SWEETWATER COUNTY SCHOOL DISTRICT #1	PILOT BUTTE ES	EDUC 4 - 6	586	481	121.83%	378	78.59%
57	SHERIDAN COUNTY SCHOOL DISTRICT #2	WOODLAND PARK ES	EDUC K - 5	298	330	90.30%	258	78.18%
58	NATRONA COUNTY SCHOOL DISTRICT #1	NATRONA COUNTY HS	EDUC 9 - 12	3759	4247	88.50%	3318	78.12%
59	SHERIDAN COUNTY SCHOOL DISTRICT #2	SAGEBRUSH ES	EDUC K - 5	326	361	90.30%	282	78.12%
60	PARK COUNTY SCHOOL DISTRICT #1	WESTSIDE ES	EDUC K - 5	315	350	90.00%	272	77.71%
61	NATRONA COUNTY SCHOOL DISTRICT #1	CENTENNIAL MS	EDUC 6 - 8	792	889	89.08%	685	77.04%
62	NATRONA COUNTY SCHOOL DISTRICT #1	OREGON TRAIL ES	EDUC K - 5	287	313	91.69%	237	75.72%
63	CROOK COUNTY SCHOOL DISTRICT #1	MOORCROFT ES	EDUC K - 6	334	514	64.98%	389	75.68%
64	CARBON COUNTY SCHOOL DISTRICT #2	SARATOGA ES	EDUC K - 6	187	244	76.64%	184	75.41%
65	LINCOLN COUNTY SCHOOL DISTRICT #1	CANYON ES (INCLUDES THE KEMMERER ES STUDENTS)	EDUC K - 6	320	396	80.81%	298	75.25%
66	PARK COUNTY SCHOOL DISTRICT #1	SOUTHSIDE ES	EDUC K - 5	302	347	87.03%	261	75.22%
67	SHERIDAN COUNTY SCHOOL DISTRICT #2	HENRY A. COFFEEN ES	EDUC K - 5	302	347	87.03%	261	75.22%
68	JOHNSON COUNTY SCHOOL DISTRICT #1	NEW WEST HIGH SCHOOL	EDUC 9 - 12	30	31	98.04%	23	75.16%
69	CARBON COUNTY SCHOOL DISTRICT #1	CENTRAL OFFICE/RAWLINS COOPERATIVE HS/VICTORY HS	ADMINISTRATIO	49	49	99.39%	37	75.05%
70	LARAMIE COUNTY SCHOOL DISTRICT #1	MILLER ES	EDUC 4 - 6	83	96	86.46%	72	75.00%
71	PARK COUNTY SCHOOL DISTRICT #1	SHOSHONE LEARNING CENTER	EDUC 9 - 12	19	26	74.51%	19	74.51%
72	CAMPBELL COUNTY SCHOOL DISTRICT #1	WESTWOOD HS	EDUC 9 - 12	146	167	87.64%	124	74.43%
73	NATRONA COUNTY SCHOOL DISTRICT #1	JOURNEY ES	EDUC K - 5	329	367	89.65%	272	74.11%
74	LARAMIE COUNTY SCHOOL DISTRICT #1	GOINS ES	EDUC K - 6	287	326	88.04%	241	73.93%
75	SHERIDAN COUNTY SCHOOL DISTRICT #1	TONGUE RIVER ES	EDUC K - 5	228	336	67.86%	248	73.81%
76	SWEETWATER COUNTY SCHOOL DISTRICT #2	TRUMAN ES	EDUC K - 5	290	316	91.77%	232	73.42%
77	ALBANY COUNTY SCHOOL DISTRICT #1	INDIAN PAINTBRUSH ES	EDUC K - 5	275	352	78.13%	258	73.30%
78	NATRONA COUNTY SCHOOL DISTRICT #1	LINCOLN ES	EDUC K - 5	386	439	87.93%	319	72.67%
79	PARK COUNTY SCHOOL DISTRICT #6	SUNSET ES	EDUC K - 5	311	356	87.36%	258	72.47%
80	SHERIDAN COUNTY SCHOOL DISTRICT #2	SHERIDAN HS	EDUC 9 - 12	1079	1404	76.84%	1017	72.43%
81	PARK COUNTY SCHOOL DISTRICT #6	HEART MOUNTAIN ACADEMY	EDUC 9 - 12	36	44	81.45%	32	72.40%
82	LARAMIE COUNTY SCHOOL DISTRICT #1	ROSSMAN ES	EDUC K - 6	267	311	85.85%	225	72.35%
83	LARAMIE COUNTY SCHOOL DISTRICT #1	DILDINE ES	EDUC K - 4	300	342	87.72%	247	72.22%
84	SHERIDAN COUNTY SCHOOL DISTRICT #2	HIGHLAND PARK ES	EDUC K - 5	295	355	83.10%	255	71.83%
85	NATRONA COUNTY SCHOOL DISTRICT #1	CREST HILL ES	EDUC K - 5	287	331	86.71%	237	71.60%
86	LARAMIE COUNTY SCHOOL DISTRICT #2	BURNS JHS/HS	EDUC 7 - 12	315	442	71.27%	316	71.49%
87	NATRONA COUNTY SCHOOL DISTRICT #1	PARADISE VALLEY ES	EDUC K - 5	390	454	85.90%	323	71.15%
88	NATRONA COUNTY SCHOOL DISTRICT #1	EVANSVILLE ES	EDUC K - 5	287	334	85.93%	237	70.96%
89	TETON COUNTY SCHOOL DISTRICT #1	JACKSON HOLE HS	EDUC 9 - 12	821	1006	81.58%	711	70.65%
90	SWEETWATER COUNTY SCHOOL DISTRICT #1	BLACK BUTTE HS	EDUC 9 - 12	102	106	96.00%	75	70.59%
91	LARAMIE COUNTY SCHOOL DISTRICT #1	GILCHRIST ES	EDUC K - 6	111	132	84.09%	93	70.45%
92	LARAMIE COUNTY SCHOOL DISTRICT #1	AFFLERBACH ES	EDUC K - 6	332	400	83.00%	279	69.75%
93	FREMONT COUNTY SCHOOL DISTRICT #25	ASHGROVE ES	EDUC 1 - 3	159	165	96.36%	115	69.70%
94	LARAMIE COUNTY SCHOOL DISTRICT #1	JOHNSON JHS	EDUC 7 - 8	639	797	80.15%	555	69.61%
95	TETON COUNTY SCHOOL DISTRICT #1	JACKSON HOLE MS	EDUC 6 - 8	703	758	92.72%	527	69.51%
96	CAMPBELL COUNTY SCHOOL DISTRICT #1	CONESTOGA ES	EDUC K - 6	372	392	94.90%	271	69.13%
97	CONVERSE COUNTY SCHOOL DISTRICT #1	DOUGLAS PRIMARY ES	EDUC K - 1	234	296	79.05%	204	68.92%
98	GOSHEN COUNTY SCHOOL DISTRICT #1	SOUTHEAST ES/MS/HS	EDUC K - 12	234	346	67.64%	238	68.79%
99	SWEETWATER COUNTY SCHOOL DISTRICT #2	MONROE ES	EDUC K - 5	313	366	85.52%	251	68.58%
100	ALBANY COUNTY SCHOOL DISTRICT #1	SLADE ES (NEW)	EDUC K - 5	339	464	73.06%	318	68.53%
101	JOHNSON COUNTY SCHOOL DISTRICT #1	MEADOWLARK ES	EDUC K - 2	212	314	67.52%	215	68.47%
102	PARK COUNTY SCHOOL DISTRICT #6	GLENN LIVINGSTON ES	EDUC K - 5	295	359	82.17%	245	68.25%
103	UINTA COUNTY SCHOOL DISTRICT #1	NORTH EVANSTON ES	EDUC K - 5	308	332	92.77%	226	68.07%
104	CAMPBELL COUNTY SCHOOL DISTRICT #1	HILLCREST ES	EDUC K - 6	415	447	92.84%	303	67.79%
105	ALBANY COUNTY SCHOOL DISTRICT #1	SNOWY RANGE ACADEMY (CHARTER SCHOOL)	EDUC K - 8	246	346	71.04%	234	67.57%
106	FREMONT COUNTY SCHOOL DISTRICT #25	JACKSON ES	EDUC 1 - 3	158	169	93.49%	114	67.46%
107	JOHNSON COUNTY SCHOOL DISTRICT #1	CLOUD PEAK ES	EDUC 3 - 5	231	330	70.00%	221	66.97%
108	LINCOLN COUNTY SCHOOL DISTRICT #2	COKEVILLE ES	EDUC K - 6	105	153	68.63%	102	66.67%
109	ALBANY COUNTY SCHOOL DISTRICT #1	BEITEL ES	EDUC K - 5	215	304	70.72%	202	66.45%
110	CAMPBELL COUNTY SCHOOL DISTRICT #1	CAMPBELL COUNTY HS	EDUC 9 - 12	1180	1516	77.82%	1005	66.28%
111	ALBANY COUNTY SCHOOL DISTRICT #1	UW LABORATORY SCHOOL	EDUC K - 8	244	353	69.11%	232	65.71%
112	SWEETWATER COUNTY SCHOOL DISTRICT #1	SAGE ES	EDUC K - 3	384	338	113.61%	221	65.38%







		District	Building	Grade Configuration	Current Enrollment (2022/2023 School Year)	Adjusted Capacity	Current Percent of Capacity	Projected Enrollment (2031)	Projected Percent of Capacity (2031)
	294	CARBON COUNTY SCHOOL DISTRICT #2	HANNA-ELK MOUNTAIN JHS/HS	EDUC 7 - 12	85	493	17.24%	88	17.85%
	295	CAMPBELL COUNTY SCHOOL DISTRICT #1	LITTLE POWDER ES/MS	EDUC K - 8	23	98	23.48%	17	17.35%
	296	SUBLETTE COUNTY SCHOOL DISTRICT #1	BONDURANT ES	EDUC K - 3	4	18	22.22%	3	16.67%
	297	FREMONT COUNTY SCHOOL DISTRICT #21	FORT WASHAKIE ES/MS	EDUC K - 8	286	962	29.72%	160	16.63%
	298	CONVERSE COUNTY SCHOOL DISTRICT #1	MOSS AGATE ES MODULAR	EDUC K - 8	6	31	19.33%	5	16.11%
	299	NIOBRARA COUNTY SCHOOL DISTRICT #1	LANCE CREEK ES MODULAR	EDUC K - 6	7	26	26.92%	4	15.38%
	300	CARBON COUNTY SCHOOL DISTRICT #2	MEDICINE BOW ES	EDUC K - 6	6	43	13.95%	6	13.95%
	301	PLATTE COUNTY SCHOOL DISTRICT #1	CHUGWATER ES/MS/HS	EDUC K - 12	28	250	11.19%	29	11.59%
	302	NIOBRARA COUNTY SCHOOL DISTRICT #1	NIOBRARA COUNTY HS	EDUC 9 - 12	78	428	18.24%	47	10.99%
	303	FREMONT COUNTY SCHOOL DISTRICT #1	JEFFREY CITY ES	EDUC K - 6	4	31	12.90%	3	9.68%
	304	CAMPBELL COUNTY SCHOOL DISTRICT #1	RECLUSE SCHOOL	EDUC K - 8	15	117	12.78%	11	9.37%
	305	SUBLETTE COUNTY SCHOOL DISTRICT #1	PINEDALE ADMINISTRATION / SKYLINE ACADEMY / BOCES	EDUC 9 - 12	30	300	10.00%	26	8.67%
	306	CARBON COUNTY SCHOOL DISTRICT #2	ELK MOUNTAIN ES	EDUC K - 6	3	35	8.57%	3	8.57%
	307	ALBANY COUNTY SCHOOL DISTRICT #1	CENTENNIAL ES	EDUC K - 6	4	51	7.84%	4	7.84%
	308	SWEETWATER COUNTY SCHOOL DISTRICT #2	THOMAN RANCH ES/MS MODULAR	EDUC K - 8	1	16	6.44%	1	6.44%
	309	ALBANY COUNTY SCHOOL DISTRICT #1	NOTCH PEAK COZY HOLLOW ES/MS	EDUC K - 8	2	32	6.25%	2	6.25%
	310	SWEETWATER COUNTY SCHOOL DISTRICT #1	DESERT ES/MS	EDUC K - 8	25	334	7.49%	16	4.80%
	311	PLATTE COUNTY SCHOOL DISTRICT #1	GLENDO MS/HS	EDUC 7 - 12	8	244	3.28%	7	2.87%

# SCHOOL FACILITIES CAPACITY REPORT

## ALBANY COUNTY SCHOOL DISTRICT #1

### ELEMENTARY SCHOOL

#### CENTENNIAL

##### RURAL

Capacity Type	AiM Bldg #	Description	Status	Grade Config	10/01/2022		
					Enrollment	Capacity Un-Restrict	Capacity Restrict
SINGLE	<a href="#">0101-006-0100</a>	ALB01 CENTENNIAL ES	ACTIVE	EDUC K - 6	4	53	51
<b>RURAL Sub-Total:</b>					<b>4</b>	<b>53</b>	<b>51</b>
<b>CENTENNIAL Sub-Total:</b>					<b>4</b>	<b>53</b>	<b>51</b>

#### LARAMIE

##### IN-TOWN

Capacity Type	AiM Bldg #	Description	Status	Grade Config	10/01/2022		
					Enrollment	Capacity Un-Restrict	Capacity Restrict
SINGLE	<a href="#">0101-005-0100</a>	ALB01 BEITEL ES	ACTIVE	EDUC K - 5	215	346	304
SINGLE	<a href="#">0101-012-0100</a>	ALB01 VELMA LINFORD ES	ACTIVE	EDUC K - 5	239	466	435
SINGLE	<a href="#">0101-015-0100</a>	ALB01 SPRING CREEK ES	ACTIVE	EDUC K - 5	232	443	376
SINGLE	<a href="#">0101-016-0100</a>	ALB01 INDIAN PAINTBRUSH ES	ACTIVE	EDUC K - 5	275	420	352
SINGLE	<a href="#">0101-021-0103</a>	ALB01 SLADE ES (NEW)	ACTIVE	EDUC K - 5	339	524	464
<b>IN-TOWN Sub-Total:</b>					<b>1300</b>	<b>2199</b>	<b>1931</b>

##### RURAL

Capacity Type	AiM Bldg #	Description	Status	Grade Config	10/01/2022		
					Enrollment	Capacity Un-Restrict	Capacity Restrict
SINGLE	<a href="#">0101-007-0100</a>	ALB01 HARMONY ES	ACTIVE	EDUC K - 6	25	61	60
<b>RURAL Sub-Total:</b>					<b>25</b>	<b>61</b>	<b>60</b>
<b>LARAMIE Sub-Total:</b>					<b>1325</b>	<b>2260</b>	<b>1991</b>
<b>ELEMENTARY SCHOOL Total:</b>					<b>1329</b>	<b>2313</b>	<b>2042</b>

# SCHOOL FACILITIES CAPACITY REPORT

## ALBANY COUNTY SCHOOL DISTRICT #1

### MIDDLE SCHOOL

#### LARAMIE

##### CHARTER SCHOOL

Capacity Type	AiM Bldg #	Description	Status	Grade Config	10/01/2022		
					Enrollment	Capacity Un-Restrict	Capacity Restrict
SINGLE	<a href="#">0101-023-0100</a>	ALB01 SNOWY RANGE ACADEMY (CHARTER SCHOOL)	ACTIVE	EDUC K - 8	246	388	357
<b>CHARTER SCHOOL Sub-Total:</b>					<b>246</b>	<b>388</b>	<b>357</b>

##### IN-TOWN

Capacity Type	AiM Bldg #	Description	Status	Grade Config	10/01/2022		
					Enrollment	Capacity Un-Restrict	Capacity Restrict
SINGLE	<a href="#">0101-019-0100</a>	ALB01 LARAMIE MS	ACTIVE	EDUC 6 - 8	675	926	926
<b>IN-TOWN Sub-Total:</b>					<b>675</b>	<b>926</b>	<b>926</b>

##### LAB

Capacity Type	AiM Bldg #	Description	Status	Grade Config	10/01/2022		
					Enrollment	Capacity Un-Restrict	Capacity Restrict
SINGLE	<a href="#">0101-024-0100</a>	ALB01 UW LABORATORY SCHOOL	ACTIVE	EDUC K - 8	244	395	364
<b>LAB Sub-Total:</b>					<b>244</b>	<b>395</b>	<b>364</b>
<b>LARAMIE Sub-Total:</b>					<b>1165</b>	<b>1709</b>	<b>1647</b>

#### WHEATLAND

##### RURAL

Capacity Type	AiM Bldg #	Description	Status	Grade Config	10/01/2022		
					Enrollment	Capacity Un-Restrict	Capacity Restrict
CAMPUS	<a href="#">1052</a>	ALB01 NOTCH PEAK COZY HOLLOW ES/MS - 0101-030-0102 - CAPACITY		EDUC K - 8	2	33	33
<b>RURAL Sub-Total:</b>					<b>2</b>	<b>33</b>	<b>33</b>
<b>WHEATLAND Sub-Total:</b>					<b>2</b>	<b>33</b>	<b>33</b>
<b>MIDDLE SCHOOL Total:</b>					<b>1167</b>	<b>1742</b>	<b>1680</b>



# SCHOOL FACILITIES CAPACITY REPORT

## ALBANY COUNTY SCHOOL DISTRICT #1

### HIGH SCHOOL

#### LARAMIE

##### ALTERNATIVE SCHOOL

Capacity Type	AiM Bldg #	Description	Status	Grade Config	10/01/2022		
					Enrollment	Capacity Un-Restrict	Capacity Restrict
ALTERNATIVE	<a href="#">0101-010-0100</a>	ALB01 WHITING HS	ACTIVE	EDUC 9 - 12	73		252
<b>ALTERNATIVE SCHOOL Sub-Total:</b>					<b>73</b>		<b>252</b>

##### IN-TOWN

Capacity Type	AiM Bldg #	Description	Status	Grade Config	10/01/2022		
					Enrollment	Capacity Un-Restrict	Capacity Restrict
SINGLE	<a href="#">0101-029-0100</a>	ALB01 LARAMIE HS	ACTIVE	EDUC 9 - 12	1086	1436	1436
<b>IN-TOWN Sub-Total:</b>					<b>1086</b>	<b>1436</b>	<b>1436</b>
<b>LARAMIE Sub-Total:</b>					<b>1159</b>	<b>1436</b>	<b>1688</b>

#### ROCK RIVER

##### RURAL

Capacity Type	AiM Bldg #	Description	Status	Grade Config	10/01/2022		
					Enrollment	Capacity Un-Restrict	Capacity Restrict
SINGLE	<a href="#">0101-020-0100</a>	ALB01 ROCK RIVER ES/JHS/HS	ACTIVE	EDUC K - 12	103	342	333
<b>RURAL Sub-Total:</b>					<b>103</b>	<b>342</b>	<b>333</b>
<b>ROCK RIVER Sub-Total:</b>					<b>103</b>	<b>342</b>	<b>333</b>
<b>HIGH SCHOOL Total:</b>					<b>1262</b>	<b>1778</b>	<b>2021</b>

## BIG HORN COUNTY SCHOOL DISTRICT #1

### ELEMENTARY SCHOOL

#### COWLEY

##### IN-TOWN

Capacity Type	AiM Bldg #	Description	Status	Grade Config	10/01/2022		
					Enrollment	Capacity Un-Restrict	Capacity Restrict
SINGLE	<a href="#">0201-004-0102</a>	BIG01 COWLEY ROCKY MOUNTAIN ES	ACTIVE	EDUC K - 5	189	253	238
<b>IN-TOWN Sub-Total:</b>					<b>189</b>	<b>253</b>	<b>238</b>

# SCHOOL FACILITIES CAPACITY REPORT

## BIG HORN COUNTY SCHOOL DISTRICT #1

### ELEMENTARY SCHOOL

#### COWLEY

<b>COWLEY Sub-Total:</b>	<b>189</b>	<b>253</b>	<b>238</b>
<b>ELEMENTARY SCHOOL Total:</b>	<b>189</b>	<b>253</b>	<b>238</b>

### HIGH SCHOOL

#### BURLINGTON

#### RURAL

<u>Capacity Type</u>	<u>AiM Bldg #</u>	<u>Description</u>	<u>Status</u>	<u>Grade Config</u>	10/01/2022		
					<u>Enrollment</u>	<u>Capacity Un-Restrict</u>	<u>Capacity Restrict</u>
CAMPUS	<a href="#">1000</a>	BIG01 BURLINGTON ES/MS/HS - 0201-002-0100 - CAPACITY		EDUC K - 12	248	689	671
<b>RURAL Sub-Total:</b>					<b>248</b>	<b>689</b>	<b>671</b>
<b>BURLINGTON Sub-Total:</b>					<b>248</b>	<b>689</b>	<b>671</b>

#### COWLEY

#### IN-TOWN

<u>Capacity Type</u>	<u>AiM Bldg #</u>	<u>Description</u>	<u>Status</u>	<u>Grade Config</u>	10/01/2022		
					<u>Enrollment</u>	<u>Capacity Un-Restrict</u>	<u>Capacity Restrict</u>
SINGLE	<a href="#">0201-012-0100</a>	BIG01 ROCKY MOUNTAIN MS/ HS	ACTIVE	EDUC 6 - 12	214	523	523
<b>IN-TOWN Sub-Total:</b>					<b>214</b>	<b>523</b>	<b>523</b>
<b>COWLEY Sub-Total:</b>					<b>214</b>	<b>523</b>	<b>523</b>
<b>HIGH SCHOOL Total:</b>					<b>462</b>	<b>1212</b>	<b>1194</b>

## BIG HORN COUNTY SCHOOL DISTRICT #2

### ELEMENTARY SCHOOL

#### LOVELL

#### IN-TOWN

<u>Capacity Type</u>	<u>AiM Bldg #</u>	<u>Description</u>	<u>Status</u>	<u>Grade Config</u>	10/01/2022		
					<u>Enrollment</u>	<u>Capacity Un-Restrict</u>	<u>Capacity Restrict</u>
SINGLE	<a href="#">0202-002-0100</a>	BIG02 LOVELL ES	ACTIVE	EDUC K - 5	308	419	360
<b>IN-TOWN Sub-Total:</b>					<b>308</b>	<b>419</b>	<b>360</b>

# SCHOOL FACILITIES CAPACITY REPORT

## BIG HORN COUNTY SCHOOL DISTRICT #2

### ELEMENTARY SCHOOL

#### LOVELL

<b>LOVELL Sub-Total:</b>	<b>308</b>	<b>419</b>	<b>360</b>
<b>ELEMENTARY SCHOOL Total:</b>	<b>308</b>	<b>419</b>	<b>360</b>

### MIDDLE SCHOOL

#### LOVELL

#### IN-TOWN

<u>Capacity Type</u>	<u>AiM Bldg #</u>	<u>Description</u>	<u>Status</u>	<u>Grade Config</u>	10/01/2022		
					<u>Enrollment</u>	<u>Capacity Un-Restrict</u>	<u>Capacity Restrict</u>
SINGLE	<a href="#">0202-003-0100</a>	BIG02 LOVELL MS	ACTIVE	EDUC 6 - 8	184	393	393
<b>IN-TOWN Sub-Total:</b>					<b>184</b>	<b>393</b>	<b>393</b>
<b>LOVELL Sub-Total:</b>					<b>184</b>	<b>393</b>	<b>393</b>
<b>MIDDLE SCHOOL Total:</b>					<b>184</b>	<b>393</b>	<b>393</b>

### HIGH SCHOOL

#### LOVELL

#### IN-TOWN

<u>Capacity Type</u>	<u>AiM Bldg #</u>	<u>Description</u>	<u>Status</u>	<u>Grade Config</u>	10/01/2022		
					<u>Enrollment</u>	<u>Capacity Un-Restrict</u>	<u>Capacity Restrict</u>
CAMPUS	<a href="#">1001</a>	BIG02 LOVELL HS - 0202-004-0100 - CAPACITY		EDUC 9 - 12	237	519	519
<b>IN-TOWN Sub-Total:</b>					<b>237</b>	<b>519</b>	<b>519</b>
<b>LOVELL Sub-Total:</b>					<b>237</b>	<b>519</b>	<b>519</b>
<b>HIGH SCHOOL Total:</b>					<b>237</b>	<b>519</b>	<b>519</b>

# SCHOOL FACILITIES CAPACITY REPORT

## BIG HORN COUNTY SCHOOL DISTRICT #3

### ELEMENTARY SCHOOL

#### GREYBULL

##### IN-TOWN

Capacity Type	AiM Bldg #	Description	Status	Grade Config	10/01/2022		
					Enrollment	Capacity Un-Restrict	Capacity Restrict
SINGLE	<a href="#">0203-005-0100</a>	BIG03 GREYBULL ES	ACTIVE	EDUC K - 5	219	282	254
<b>IN-TOWN Sub-Total:</b>					<b>219</b>	<b>282</b>	<b>254</b>
<b>GREYBULL Sub-Total:</b>					<b>219</b>	<b>282</b>	<b>254</b>
<b>ELEMENTARY SCHOOL Total:</b>					<b>219</b>	<b>282</b>	<b>254</b>

### MIDDLE SCHOOL

#### GREYBULL

##### IN-TOWN

Capacity Type	AiM Bldg #	Description	Status	Grade Config	10/01/2022		
					Enrollment	Capacity Un-Restrict	Capacity Restrict
SINGLE	<a href="#">0203-004-0101</a>	BIG03 GREYBULL MS	ACTIVE	EDUC 6 - 8	103	208	208
<b>IN-TOWN Sub-Total:</b>					<b>103</b>	<b>208</b>	<b>208</b>
<b>GREYBULL Sub-Total:</b>					<b>103</b>	<b>208</b>	<b>208</b>
<b>MIDDLE SCHOOL Total:</b>					<b>103</b>	<b>208</b>	<b>208</b>

### HIGH SCHOOL

#### GREYBULL

##### IN-TOWN

Capacity Type	AiM Bldg #	Description	Status	Grade Config	10/01/2022		
					Enrollment	Capacity Un-Restrict	Capacity Restrict
CAMPUS	<a href="#">1002</a>	BIG03 GREYBULL HS - 0203-004-0104 - CAPACITY		EDUC 9 - 12	147	379	379
<b>IN-TOWN Sub-Total:</b>					<b>147</b>	<b>379</b>	<b>379</b>
<b>GREYBULL Sub-Total:</b>					<b>147</b>	<b>379</b>	<b>379</b>
<b>HIGH SCHOOL Total:</b>					<b>147</b>	<b>379</b>	<b>379</b>

# SCHOOL FACILITIES CAPACITY REPORT

## BIG HORN COUNTY SCHOOL DISTRICT #4

### ELEMENTARY SCHOOL

#### BASIN

##### IN-TOWN

Capacity Type	AiM Bldg #	Description	Status	Grade Config	10/01/2022		
					Enrollment	Capacity Un-Restrict	Capacity Restrict
SINGLE	<a href="#">0204-013-0100</a>	BIG04 LAURA IRWIN ES (NEW)	ACTIVE	EDUC K - 5	101	163	149
<b>IN-TOWN Sub-Total:</b>					<b>101</b>	<b>163</b>	<b>149</b>
<b>BASIN Sub-Total:</b>					<b>101</b>	<b>163</b>	<b>149</b>
<b>ELEMENTARY SCHOOL Total:</b>					<b>101</b>	<b>163</b>	<b>149</b>

### HIGH SCHOOL

#### BASIN

##### IN-TOWN

Capacity Type	AiM Bldg #	Description	Status	Grade Config	10/01/2022		
					Enrollment	Capacity Un-Restrict	Capacity Restrict
SINGLE	<a href="#">0204-013-0101</a>	BIG04 RIVERSIDE MS/HS (NEW)	ACTIVE	EDUC 6 - 12	135	477	477
<b>IN-TOWN Sub-Total:</b>					<b>135</b>	<b>477</b>	<b>477</b>
<b>BASIN Sub-Total:</b>					<b>135</b>	<b>477</b>	<b>477</b>
<b>HIGH SCHOOL Total:</b>					<b>135</b>	<b>477</b>	<b>477</b>

## CAMPBELL COUNTY SCHOOL DISTRICT #1

### ELEMENTARY SCHOOL

#### GILLETTE

##### IN-TOWN

Capacity Type	AiM Bldg #	Description	Status	Grade Config	10/01/2022		
					Enrollment	Capacity Un-Restrict	Capacity Restrict
SINGLE	<a href="#">0301-007-0100</a>	CAM01 MEADOWLARK ES	ACTIVE	EDUC K - 6	205	286	266
SINGLE	<a href="#">0301-010-0100</a>	CAM01 RAWHIDE ES	ACTIVE	EDUC K - 6	118	517	430
SINGLE	<a href="#">0301-013-0107</a>	CAM01 STOCKTRAIL ES	ACTIVE	EDUC K - 6	544	554	486
SINGLE	<a href="#">0301-014-0100</a>	CAM01 WAGONWHEEL ES	ACTIVE	EDUC K - 6	259	443	396
SINGLE	<a href="#">0301-015-0100</a>	CAM01 PAINTBRUSH ES	ACTIVE	EDUC K - 6	277	437	395

# SCHOOL FACILITIES CAPACITY REPORT

## CAMPBELL COUNTY SCHOOL DISTRICT #1

### ELEMENTARY SCHOOL

#### GILLETTE

##### IN-TOWN

Capacity Type	AiM Bldg #	Description	Status	Grade Config	10/01/2022		
					Enrollment	Capacity Un-Restrict	Capacity Restrict
SINGLE	<a href="#">0301-016-0100</a>	CAM01 CONESTOGA ES	ACTIVE	EDUC K - 6	372	410	392
SINGLE	<a href="#">0301-017-0100</a>	CAM01 SUNFLOWER ES	ACTIVE	EDUC K - 6	292	398	372
SINGLE	<a href="#">0301-018-0100</a>	CAM01 PRONGHORN ES	ACTIVE	EDUC K - 6	360	487	422
SINGLE	<a href="#">0301-033-0100</a>	CAM01 PRAIRIE WIND ES	ACTIVE	EDUC K - 6	367	518	469
SINGLE	<a href="#">0301-034-0100</a>	CAM01 HILLCREST ES	ACTIVE	EDUC K - 6	415	500	447
SINGLE	<a href="#">0301-039-0100</a>	CAM01 BUFFALO RIDGE ES	ACTIVE	EDUC K - 6	402	532	479
SINGLE	<a href="#">0301-040-0100</a>	CAM01 LAKEVIEW ES	ACTIVE	EDUC K - 6	388	525	473
<b>IN-TOWN Sub-Total:</b>					<b>3999</b>	<b>5607</b>	<b>5027</b>

##### RURAL

Capacity Type	AiM Bldg #	Description	Status	Grade Config	10/01/2022		
					Enrollment	Capacity Un-Restrict	Capacity Restrict
SINGLE	<a href="#">0301-004-0100</a>	CAM01 4-J ES	ACTIVE	EDUC K - 6	41	53	53
<b>RURAL Sub-Total:</b>					<b>41</b>	<b>53</b>	<b>53</b>
<b>GILLETTE Sub-Total:</b>					<b>4040</b>	<b>5660</b>	<b>5080</b>

#### ROZET

##### RURAL

Capacity Type	AiM Bldg #	Description	Status	Grade Config	10/01/2022		
					Enrollment	Capacity Un-Restrict	Capacity Restrict
CAMPUS	<a href="#">1003</a>	CAM01 ROZET ES - 0301-012-0100 - CAPACITY		EDUC K - 6	256	505	449
<b>RURAL Sub-Total:</b>					<b>256</b>	<b>505</b>	<b>449</b>
<b>ROZET Sub-Total:</b>					<b>256</b>	<b>505</b>	<b>449</b>

# SCHOOL FACILITIES CAPACITY REPORT

## CAMPBELL COUNTY SCHOOL DISTRICT #1

### ELEMENTARY SCHOOL

#### WRIGHT

#### RURAL

<u>Capacity Type</u>	<u>AiM Bldg #</u>	<u>Description</u>	<u>Status</u>	<u>Grade Config</u>	10/01/2022		
					<u>Enrollment</u>	<u>Capacity Un-Restrict</u>	<u>Capacity Restrict</u>
SINGLE	<a href="#">0301-005-0100</a>	CAM01 COTTONWOOD ES	ACTIVE	EDUC K - 6	191	338	297
<b>RURAL Sub-Total:</b>					<b>191</b>	<b>338</b>	<b>297</b>
<b>WRIGHT Sub-Total:</b>					<b>191</b>	<b>338</b>	<b>297</b>
<b>ELEMENTARY SCHOOL Total:</b>					<b>4487</b>	<b>6503</b>	<b>5826</b>

# SCHOOL FACILITIES CAPACITY REPORT

## CAMPBELL COUNTY SCHOOL DISTRICT #1

### MIDDLE SCHOOL

#### GILLETTE

##### IN-TOWN

Capacity Type	AiM Bldg #	Description	Status	Grade Config	10/01/2022		
					Enrollment	Capacity Un-Restrict	Capacity Restrict
SINGLE	<a href="#">0301-019-0100</a>	CAM01 TWIN SPRUCE JHS	ACTIVE	EDUC 7 - 8	662	1116	1116
SINGLE	<a href="#">0301-020-0100</a>	CAM01 SAGE VALLEY JHS	ACTIVE	EDUC 7 - 8	665	1247	1247
<b>IN-TOWN Sub-Total:</b>					<b>1327</b>	<b>2363</b>	<b>2363</b>
<b>GILLETTE Sub-Total:</b>					<b>1327</b>	<b>2363</b>	<b>2363</b>

#### RECLUSE

##### RURAL

Capacity Type	AiM Bldg #	Description	Status	Grade Config	10/01/2022		
					Enrollment	Capacity Un-Restrict	Capacity Restrict
SINGLE	<a href="#">0301-028-0100</a>	CAM01 RECLUSE SCHOOL	ACTIVE	EDUC K - 8	15	121	121
<b>RURAL Sub-Total:</b>					<b>15</b>	<b>121</b>	<b>121</b>
<b>RECLUSE Sub-Total:</b>					<b>15</b>	<b>121</b>	<b>121</b>

#### WESTON

##### RURAL

Capacity Type	AiM Bldg #	Description	Status	Grade Config	10/01/2022		
					Enrollment	Capacity Un-Restrict	Capacity Restrict
SINGLE	<a href="#">0301-022-0100</a>	CAM01 LITTLE POWDER ES/MS	ACTIVE	EDUC K - 8	23	102	101
<b>RURAL Sub-Total:</b>					<b>23</b>	<b>102</b>	<b>101</b>
<b>WESTON Sub-Total:</b>					<b>23</b>	<b>102</b>	<b>101</b>
<b>MIDDLE SCHOOL Total:</b>					<b>1365</b>	<b>2586</b>	<b>2585</b>

### HIGH SCHOOL

#### GILLETTE

##### ALTERNATIVE SCHOOL

Capacity Type	AiM Bldg #	Description	Status	Grade Config	10/01/2022		
					Enrollment	Capacity Un-Restrict	Capacity Restrict
ALTERNATIVE	<a href="#">0301-042-0100</a>	CAM01 WESTWOOD HS	ACTIVE	EDUC 9 - 12	146		196



# SCHOOL FACILITIES CAPACITY REPORT

## CAMPBELL COUNTY SCHOOL DISTRICT #1

### HIGH SCHOOL

#### GILLETTE

##### ALTERNATIVE SCHOOL

<u>Capacity Type</u>	<u>AiM Bldg #</u>	<u>Description</u>	<u>Status</u>	<u>Grade Config</u>	10/01/2022 <u>Enrollment</u>	<u>Capacity Un-Restrict</u>	<u>Capacity Restrict</u>
<b>ALTERNATIVE SCHOOL Sub-Total:</b>					<b>146</b>		<b>196</b>

##### IN-TOWN

<u>Capacity Type</u>	<u>AiM Bldg #</u>	<u>Description</u>	<u>Status</u>	<u>Grade Config</u>	10/01/2022 <u>Enrollment</u>	<u>Capacity Un-Restrict</u>	<u>Capacity Restrict</u>
SINGLE	<a href="#">0301-027-0100</a>	CAM01 THUNDER BASIN HS	ACTIVE	EDUC 9 - 12	1227	1983	1983
CAMPUS	<a href="#">1004</a>	CAM01 CAMPBELL COUNTY HS - 0301-023-0100 - CAPACITY		EDUC 9 - 12	1180	1784	1784
<b>IN-TOWN Sub-Total:</b>					<b>2407</b>	<b>3767</b>	<b>3767</b>
<b>GILLETTE Sub-Total:</b>					<b>2553</b>	<b>3767</b>	<b>3963</b>

#### WRIGHT

##### RURAL

<u>Capacity Type</u>	<u>AiM Bldg #</u>	<u>Description</u>	<u>Status</u>	<u>Grade Config</u>	10/01/2022 <u>Enrollment</u>	<u>Capacity Un-Restrict</u>	<u>Capacity Restrict</u>
SINGLE	<a href="#">0301-021-0100</a>	CAM01 WRIGHT JHS/HS	ACTIVE	EDUC 7 - 12	188	557	557
<b>RURAL Sub-Total:</b>					<b>188</b>	<b>557</b>	<b>557</b>
<b>WRIGHT Sub-Total:</b>					<b>188</b>	<b>557</b>	<b>557</b>
<b>HIGH SCHOOL Total:</b>					<b>2741</b>	<b>4324</b>	<b>4520</b>

# SCHOOL FACILITIES CAPACITY REPORT

## CARBON COUNTY SCHOOL DISTRICT #1

### ELEMENTARY SCHOOL

#### RAWLINS

##### IN-TOWN

Capacity Type	AiM Bldg #	Description	Status	Grade Config	10/01/2022		
					Enrollment	Capacity Un-Restrict	Capacity Restrict
CAMPUS	<a href="#">1005</a>	CAR01 RAWLINS CONSOLIDATED ES - 0401-015-0101 - CAPACITY		EDUC K - 5	646	1035	957
<b>IN-TOWN Sub-Total:</b>					<b>646</b>	<b>1035</b>	<b>957</b>
<b>RAWLINS Sub-Total:</b>					<b>646</b>	<b>1035</b>	<b>957</b>
<b>ELEMENTARY SCHOOL Total:</b>					<b>646</b>	<b>1035</b>	<b>957</b>

### MIDDLE SCHOOL

#### RAWLINS

##### IN-TOWN

Capacity Type	AiM Bldg #	Description	Status	Grade Config	10/01/2022		
					Enrollment	Capacity Un-Restrict	Capacity Restrict
SINGLE	<a href="#">0401-014-0100</a>	CAR01 RAWLINS MS	ACTIVE	EDUC 6 - 8	329	819	819
<b>IN-TOWN Sub-Total:</b>					<b>329</b>	<b>819</b>	<b>819</b>
<b>RAWLINS Sub-Total:</b>					<b>329</b>	<b>819</b>	<b>819</b>
<b>MIDDLE SCHOOL Total:</b>					<b>329</b>	<b>819</b>	<b>819</b>

### HIGH SCHOOL

#### BAGGS

##### RURAL

Capacity Type	AiM Bldg #	Description	Status	Grade Config	10/01/2022		
					Enrollment	Capacity Un-Restrict	Capacity Restrict
SINGLE	<a href="#">0401-004-0100</a>	CAR01 LITTLE SNAKE RIVER VALLEY ES/MS/HS	ACTIVE	EDUC K - 12	187	418	412
<b>RURAL Sub-Total:</b>					<b>187</b>	<b>418</b>	<b>412</b>
<b>BAGGS Sub-Total:</b>					<b>187</b>	<b>418</b>	<b>412</b>

# SCHOOL FACILITIES CAPACITY REPORT

## CARBON COUNTY SCHOOL DISTRICT #1

### HIGH SCHOOL

#### RAWLINS

##### ALTERNATIVE SCHOOL/ ADMINISTRATION

Capacity Type	AiM Bldg #	Description	Status	Grade Config	10/01/2022		
					Enrollment	Capacity Un-Restrict	Capacity Restrict
SINGLE	<a href="#">0401-012-0100</a>	CAR01 CENTRAL OFFICE/ RAWLINS/VICTORY HS	ACTIVE	ADMINISTRAT	49	58	58
<b>ALTERNATIVE SCHOOL/ ADMINISTRATION Sub-Total:</b>					<b>49</b>	<b>58</b>	<b>58</b>

#### IN-TOWN

Capacity Type	AiM Bldg #	Description	Status	Grade Config	10/01/2022		
					Enrollment	Capacity Un-Restrict	Capacity Restrict
SINGLE	<a href="#">0401-013-0102</a>	CAR01 RAWLINS HS	ACTIVE	EDUC 9 - 12	420	761	761
<b>IN-TOWN Sub-Total:</b>					<b>420</b>	<b>761</b>	<b>761</b>
<b>RAWLINS Sub-Total:</b>					<b>469</b>	<b>819</b>	<b>819</b>
<b>HIGH SCHOOL Total:</b>					<b>656</b>	<b>1237</b>	<b>1231</b>

## CARBON COUNTY SCHOOL DISTRICT #2

### ELEMENTARY SCHOOL

#### ELK MOUNTAIN

##### RURAL

Capacity Type	AiM Bldg #	Description	Status	Grade Config	10/01/2022		
					Enrollment	Capacity Un-Restrict	Capacity Restrict
SINGLE	<a href="#">0402-003-0102</a>	CAR02 ELK MOUNTAIN ES	ACTIVE	EDUC K - 6	3	38	35
<b>RURAL Sub-Total:</b>					<b>3</b>	<b>38</b>	<b>35</b>
<b>ELK MOUNTAIN Sub-Total:</b>					<b>3</b>	<b>38</b>	<b>35</b>

# SCHOOL FACILITIES CAPACITY REPORT

## CARBON COUNTY SCHOOL DISTRICT #2

### ELEMENTARY SCHOOL

#### HANNA

##### RURAL

Capacity Type	AiM Bldg #	Description	Status	Grade Config	10/01/2022		
					Enrollment	Capacity Un-Restrict	Capacity Restrict
SINGLE	<a href="#">0402-007-0102</a>	CAR02 HANNA ES	ACTIVE	EDUC K - 6	76	133	126
<b>RURAL Sub-Total:</b>					<b>76</b>	<b>133</b>	<b>126</b>
<b>HANNA Sub-Total:</b>					<b>76</b>	<b>133</b>	<b>126</b>

#### MEDICINE BOW

##### RURAL

Capacity Type	AiM Bldg #	Description	Status	Grade Config	10/01/2022		
					Enrollment	Capacity Un-Restrict	Capacity Restrict
SINGLE	<a href="#">0402-017-0100</a>	CAR02 MEDICINE BOW ES	ACTIVE	EDUC K - 6	6	43	43
<b>RURAL Sub-Total:</b>					<b>6</b>	<b>43</b>	<b>43</b>
<b>MEDICINE BOW Sub-Total:</b>					<b>6</b>	<b>43</b>	<b>43</b>

#### SARATOGA

##### IN-TOWN

Capacity Type	AiM Bldg #	Description	Status	Grade Config	10/01/2022		
					Enrollment	Capacity Un-Restrict	Capacity Restrict
SINGLE	<a href="#">0402-008-0100</a>	CAR02 SARATOGA ES	ACTIVE	EDUC K - 6	187	274	244
<b>IN-TOWN Sub-Total:</b>					<b>187</b>	<b>274</b>	<b>244</b>
<b>SARATOGA Sub-Total:</b>					<b>187</b>	<b>274</b>	<b>244</b>
<b>ELEMENTARY SCHOOL Total:</b>					<b>272</b>	<b>488</b>	<b>448</b>

### HIGH SCHOOL

#### ENCAMPMENT

##### RURAL

Capacity Type	AiM Bldg #	Description	Status	Grade Config	10/01/2022		
					Enrollment	Capacity Un-Restrict	Capacity Restrict
CAMPUS	<a href="#">1006</a>	CAR02 ENCAMPMENT ES/MS/ HS - 0402-010-0100 - CAPACITY		EDUC K - 12	115	551	519

# SCHOOL FACILITIES CAPACITY REPORT

## CARBON COUNTY SCHOOL DISTRICT #2

### HIGH SCHOOL

#### ENCAMPMENT

##### RURAL

<u>Capacity Type</u>	<u>AiM Bldg #</u>	<u>Description</u>	<u>Status</u>	<u>Grade Config</u>	10/01/2022 <u>Enrollment</u>	<u>Capacity Un-Restrict</u>	<u>Capacity Restrict</u>
<b>RURAL Sub-Total:</b>					<b>115</b>	<b>551</b>	<b>519</b>
<b>ENCAMPMENT Sub-Total:</b>					<b>115</b>	<b>551</b>	<b>519</b>

#### HANNA

##### RURAL

<u>Capacity Type</u>	<u>AiM Bldg #</u>	<u>Description</u>	<u>Status</u>	<u>Grade Config</u>	10/01/2022 <u>Enrollment</u>	<u>Capacity Un-Restrict</u>	<u>Capacity Restrict</u>
SINGLE	<a href="#">0402-011-0100</a>	CAR02 HANNA-ELK MOUNTAIN JHS/HS	ACTIVE	EDUC 7 - 12	85	580	580
<b>RURAL Sub-Total:</b>					<b>85</b>	<b>580</b>	<b>580</b>
<b>HANNA Sub-Total:</b>					<b>85</b>	<b>580</b>	<b>580</b>

#### SARATOGA

##### IN-TOWN

<u>Capacity Type</u>	<u>AiM Bldg #</u>	<u>Description</u>	<u>Status</u>	<u>Grade Config</u>	10/01/2022 <u>Enrollment</u>	<u>Capacity Un-Restrict</u>	<u>Capacity Restrict</u>
SINGLE	<a href="#">0402-013-0100</a>	CAR02 SARATOGA MS/HS	ACTIVE	EDUC 7 - 12	135	442	442
<b>IN-TOWN Sub-Total:</b>					<b>135</b>	<b>442</b>	<b>442</b>
<b>SARATOGA Sub-Total:</b>					<b>135</b>	<b>442</b>	<b>442</b>
<b>HIGH SCHOOL Total:</b>					<b>335</b>	<b>1573</b>	<b>1541</b>

## CONVERSE COUNTY SCHOOL DISTRICT #1

### ELEMENTARY SCHOOL

#### DOUGLAS

##### IN-TOWN

<u>Capacity Type</u>	<u>AiM Bldg #</u>	<u>Description</u>	<u>Status</u>	<u>Grade Config</u>	10/01/2022 <u>Enrollment</u>	<u>Capacity Un-Restrict</u>	<u>Capacity Restrict</u>
SINGLE	<a href="#">0501-005-0100</a>	CON01 DOUGLAS PRIMARY ES	ACTIVE	EDUC K - 1	234	318	296

# SCHOOL FACILITIES CAPACITY REPORT

## CONVERSE COUNTY SCHOOL DISTRICT #1

### ELEMENTARY SCHOOL

#### DOUGLAS

##### IN-TOWN

<u>Capacity Type</u>	<u>AiM Bldg #</u>	<u>Description</u>	<u>Status</u>	<u>Grade Config</u>	10/01/2022		
					<u>Enrollment</u>	<u>Capacity Un-Restrict</u>	<u>Capacity Restrict</u>
SINGLE	<a href="#">0501-010-0100</a>	CON01 DOUGLAS INTERMEDIATE ES	ACTIVE	EDUC 2 - 3	245	405	353
SINGLE	<a href="#">0501-010-0101</a>	CON01 DOUGLAS UPPER ES	ACTIVE	EDUC 4 - 5	283	330	330
<b>IN-TOWN Sub-Total:</b>					<b>762</b>	<b>1053</b>	<b>979</b>
<b>DOUGLAS Sub-Total:</b>					<b>762</b>	<b>1053</b>	<b>979</b>
<b>ELEMENTARY SCHOOL Total:</b>					<b>762</b>	<b>1053</b>	<b>979</b>

### MIDDLE SCHOOL

#### BILL

##### RURAL

<u>Capacity Type</u>	<u>AiM Bldg #</u>	<u>Description</u>	<u>Status</u>	<u>Grade Config</u>	10/01/2022		
					<u>Enrollment</u>	<u>Capacity Un-Restrict</u>	<u>Capacity Restrict</u>
SINGLE	<a href="#">0501-004-0101</a>	CON01 DRY CREEK ES MODULAR	ACTIVE	EDUC K - 8	8	32	32
<b>RURAL Sub-Total:</b>					<b>8</b>	<b>32</b>	<b>32</b>
<b>BILL Sub-Total:</b>					<b>8</b>	<b>32</b>	<b>32</b>

#### DOUGLAS

##### IN-TOWN

<u>Capacity Type</u>	<u>AiM Bldg #</u>	<u>Description</u>	<u>Status</u>	<u>Grade Config</u>	10/01/2022		
					<u>Enrollment</u>	<u>Capacity Un-Restrict</u>	<u>Capacity Restrict</u>
SINGLE	<a href="#">0501-012-0100</a>	CON01 DOUGLAS MS	ACTIVE	EDUC 6 - 8	378	685	685
<b>IN-TOWN Sub-Total:</b>					<b>378</b>	<b>685</b>	<b>685</b>

##### RURAL

<u>Capacity Type</u>	<u>AiM Bldg #</u>	<u>Description</u>	<u>Status</u>	<u>Grade Config</u>	10/01/2022		
					<u>Enrollment</u>	<u>Capacity Un-Restrict</u>	<u>Capacity Restrict</u>
SINGLE	<a href="#">0501-003-0101</a>	CON01 WALKER CREEK ES MODULAR	ACTIVE	EDUC K - 8	9	34	33

# SCHOOL FACILITIES CAPACITY REPORT

## CONVERSE COUNTY SCHOOL DISTRICT #1

### MIDDLE SCHOOL

#### DOUGLAS

#### RURAL

Capacity Type	AiM Bldg #	Description	Status	Grade Config	10/01/2022		
					Enrollment	Capacity Un-Restrict	Capacity Restrict
SINGLE	<a href="#">0501-006-0101</a>	CON01 MOSS AGATE ES MODULAR	ACTIVE	EDUC K - 8	6	32	32
SINGLE	<a href="#">0501-011-0101</a>	CON01 WHITE ES MODULAR	ACTIVE	EDUC K - 8	10	32	32
SINGLE	<a href="#">0501-018-0100</a>	CON01 SHAWNEE ES (NEW) STICK BUILT	ACTIVE	EDUC K - 8	13	36	36
<b>RURAL Sub-Total:</b>					<b>38</b>	<b>134</b>	<b>133</b>
<b>DOUGLAS Sub-Total:</b>					<b>416</b>	<b>819</b>	<b>818</b>
<b>MIDDLE SCHOOL Total:</b>					<b>424</b>	<b>851</b>	<b>850</b>

### HIGH SCHOOL

#### DOUGLAS

#### IN-TOWN

Capacity Type	AiM Bldg #	Description	Status	Grade Config	10/01/2022		
					Enrollment	Capacity Un-Restrict	Capacity Restrict
CAMPUS	<a href="#">1007</a>	CON01 DOUGLAS HS - 0501-014-0100 - CAPACITY		EDUC 9 - 12	514	989	989
<b>IN-TOWN Sub-Total:</b>					<b>514</b>	<b>989</b>	<b>989</b>
<b>DOUGLAS Sub-Total:</b>					<b>514</b>	<b>989</b>	<b>989</b>
<b>HIGH SCHOOL Total:</b>					<b>514</b>	<b>989</b>	<b>989</b>

## CONVERSE COUNTY SCHOOL DISTRICT #2

### ELEMENTARY SCHOOL

#### GLENROCK

#### IN-TOWN

Capacity Type	AiM Bldg #	Description	Status	Grade Config	10/01/2022		
					Enrollment	Capacity Un-Restrict	Capacity Restrict
SINGLE	<a href="#">0502-001-0101</a>	CON02 GRANT ES	ACTIVE	EDUC K - 3	205	314	242

# SCHOOL FACILITIES CAPACITY REPORT

## CONVERSE COUNTY SCHOOL DISTRICT #2

### ELEMENTARY SCHOOL

#### GLENROCK

##### IN-TOWN

Capacity Type	AiM Bldg #	Description	Status	Grade Config	10/01/2022		
					Enrollment	Capacity Un-Restrict	Capacity Restrict
SINGLE	<a href="#">0502-006-0100</a>	CON02 GLENROCK INTERMEDIATE/MS	ACTIVE	EDUC 4 - 6	151	296	296
<b>IN-TOWN Sub-Total:</b>					<b>356</b>	<b>610</b>	<b>538</b>
<b>GLENROCK Sub-Total:</b>					<b>356</b>	<b>610</b>	<b>538</b>
<b>ELEMENTARY SCHOOL Total:</b>					<b>356</b>	<b>610</b>	<b>538</b>

### HIGH SCHOOL

#### GLENROCK

##### IN-TOWN

Capacity Type	AiM Bldg #	Description	Status	Grade Config	10/01/2022		
					Enrollment	Capacity Un-Restrict	Capacity Restrict
SINGLE	<a href="#">0502-007-0100</a>	CON02 GLENROCK JHS/HS	ACTIVE	EDUC 7 - 12	324	687	687
<b>IN-TOWN Sub-Total:</b>					<b>324</b>	<b>687</b>	<b>687</b>
<b>GLENROCK Sub-Total:</b>					<b>324</b>	<b>687</b>	<b>687</b>
<b>HIGH SCHOOL Total:</b>					<b>324</b>	<b>687</b>	<b>687</b>

## CROOK COUNTY SCHOOL DISTRICT #1

### ELEMENTARY SCHOOL

#### MOORCROFT

##### IN-TOWN

Capacity Type	AiM Bldg #	Description	Status	Grade Config	10/01/2022		
					Enrollment	Capacity Un-Restrict	Capacity Restrict
SINGLE	<a href="#">0601-006-0116</a>	CRO01 MOORCROFT ES	ACTIVE	EDUC K - 6	334	525	514
<b>IN-TOWN Sub-Total:</b>					<b>334</b>	<b>525</b>	<b>514</b>
<b>MOORCROFT Sub-Total:</b>					<b>334</b>	<b>525</b>	<b>514</b>



# SCHOOL FACILITIES CAPACITY REPORT

## CROOK COUNTY SCHOOL DISTRICT #1

### ELEMENTARY SCHOOL

#### SUNDANCE

##### IN-TOWN

Capacity Type	AiM Bldg #	Description	Status	Grade Config	10/01/2022		
					Enrollment	Capacity Un-Restrict	Capacity Restrict
SINGLE	<a href="#">0601-007-0109</a>	CRO01 SUNDANCE ES	ACTIVE	EDUC K - 6	242	363	330
<b>IN-TOWN Sub-Total:</b>					<b>242</b>	<b>363</b>	<b>330</b>
<b>SUNDANCE Sub-Total:</b>					<b>242</b>	<b>363</b>	<b>330</b>
<b>ELEMENTARY SCHOOL Total:</b>					<b>576</b>	<b>888</b>	<b>844</b>

### HIGH SCHOOL

#### HULETT

##### IN-TOWN

Capacity Type	AiM Bldg #	Description	Status	Grade Config	10/01/2022		
					Enrollment	Capacity Un-Restrict	Capacity Restrict
CAMPUS	<a href="#">1008</a>	CRO01 HULETT ES/MS/HS - 0601-003-0100 - CAPACITY		EDUC K - 12	173	507	491
<b>IN-TOWN Sub-Total:</b>					<b>173</b>	<b>507</b>	<b>491</b>
<b>HULETT Sub-Total:</b>					<b>173</b>	<b>507</b>	<b>491</b>

#### MOORCROFT

##### IN-TOWN

Capacity Type	AiM Bldg #	Description	Status	Grade Config	10/01/2022		
					Enrollment	Capacity Un-Restrict	Capacity Restrict
SINGLE	<a href="#">0601-006-0100</a>	CRO01 MOORCROFT MS/HS	ACTIVE	EDUC 7 - 12	294	451	451
<b>IN-TOWN Sub-Total:</b>					<b>294</b>	<b>451</b>	<b>451</b>
<b>MOORCROFT Sub-Total:</b>					<b>294</b>	<b>451</b>	<b>451</b>

# SCHOOL FACILITIES CAPACITY REPORT

## CROOK COUNTY SCHOOL DISTRICT #1

### HIGH SCHOOL

#### SUNDANCE

##### IN-TOWN

<u>Capacity Type</u>	<u>AiM Bldg #</u>	<u>Description</u>	<u>Status</u>	<u>Grade Config</u>	10/01/2022		
					<u>Enrollment</u>	<u>Capacity Un-Restrict</u>	<u>Capacity Restrict</u>
CAMPUS	<a href="#">1009</a>	CRO01 SUNDANCE JHS/HS - 0601-007-0100 - CAPACITY		EDUC 7 - 12	197	442	442
<b>IN-TOWN Sub-Total:</b>					<b>197</b>	<b>442</b>	<b>442</b>
<b>SUNDANCE Sub-Total:</b>					<b>197</b>	<b>442</b>	<b>442</b>
<b>HIGH SCHOOL Total:</b>					<b>664</b>	<b>1400</b>	<b>1384</b>

## FREMONT COUNTY SCHOOL DISTRICT #1

### ELEMENTARY SCHOOL

#### JEFFREY CITY

##### RURAL

<u>Capacity Type</u>	<u>AiM Bldg #</u>	<u>Description</u>	<u>Status</u>	<u>Grade Config</u>	10/01/2022		
					<u>Enrollment</u>	<u>Capacity Un-Restrict</u>	<u>Capacity Restrict</u>
SINGLE	<a href="#">0701-007-0100</a>	FRE01 JEFFREY CITY ES	ACTIVE	EDUC K - 6	4	31	31
<b>RURAL Sub-Total:</b>					<b>4</b>	<b>31</b>	<b>31</b>
<b>JEFFREY CITY Sub-Total:</b>					<b>4</b>	<b>31</b>	<b>31</b>

#### LANDER

##### IN-TOWN

<u>Capacity Type</u>	<u>AiM Bldg #</u>	<u>Description</u>	<u>Status</u>	<u>Grade Config</u>	10/01/2022		
					<u>Enrollment</u>	<u>Capacity Un-Restrict</u>	<u>Capacity Restrict</u>
SINGLE	<a href="#">0701-005-0101</a>	FRE01 GANNETT PEAK ES	ACTIVE	EDUC K - 3	430	644	542

# SCHOOL FACILITIES CAPACITY REPORT

## FREMONT COUNTY SCHOOL DISTRICT #1

### ELEMENTARY SCHOOL

#### LANDER

##### IN-TOWN

Capacity Type	AiM Bldg #	Description	Status	Grade Config	10/01/2022		
					Enrollment	Capacity Un-Restrict	Capacity Restrict
SINGLE	<a href="#">0701-006-0100</a>	FRE01 BALDWIN CREEK ES	ACTIVE	EDUC 4 - 5	236	277	277
<b>IN-TOWN Sub-Total:</b>					<b>666</b>	<b>921</b>	<b>819</b>
<b>LANDER Sub-Total:</b>					<b>666</b>	<b>921</b>	<b>819</b>
<b>ELEMENTARY SCHOOL Total:</b>					<b>670</b>	<b>952</b>	<b>850</b>

### MIDDLE SCHOOL

#### LANDER

##### IN-TOWN

Capacity Type	AiM Bldg #	Description	Status	Grade Config	10/01/2022		
					Enrollment	Capacity Un-Restrict	Capacity Restrict
SINGLE	<a href="#">0701-004-0105</a>	FRE01 LANDER MS	ACTIVE	EDUC 6 - 8	409	599	599
<b>IN-TOWN Sub-Total:</b>					<b>409</b>	<b>599</b>	<b>599</b>
<b>LANDER Sub-Total:</b>					<b>409</b>	<b>599</b>	<b>599</b>
<b>MIDDLE SCHOOL Total:</b>					<b>409</b>	<b>599</b>	<b>599</b>

### HIGH SCHOOL

#### LANDER

##### ALTERNATIVE SCHOOL

Capacity Type	AiM Bldg #	Description	Status	Grade Config	10/01/2022		
					Enrollment	Capacity Un-Restrict	Capacity Restrict
ALTERNATIVE	<a href="#">0701-008-0100</a>	FRE01 ADMINISTRATION BLDG/ PATHFINDER HS	ACTIVE	EDUC 9 - 12	50		161
<b>ALTERNATIVE SCHOOL Sub-Total:</b>					<b>50</b>		<b>161</b>

##### IN-TOWN

Capacity Type	AiM Bldg #	Description	Status	Grade Config	10/01/2022		
					Enrollment	Capacity Un-Restrict	Capacity Restrict
SINGLE	<a href="#">0701-001-0101</a>	FRE01 LANDER VALLEY HS	ACTIVE	EDUC 9 - 12	598	1115	1115

# SCHOOL FACILITIES CAPACITY REPORT

## FREMONT COUNTY SCHOOL DISTRICT #1

### HIGH SCHOOL

#### LANDER

##### IN-TOWN

<u>Capacity Type</u>	<u>AiM Bldg #</u>	<u>Description</u>	<u>Status</u>	<u>Grade Config</u>	10/01/2022		
					<u>Enrollment</u>	<u>Capacity Un-Restrict</u>	<u>Capacity Restrict</u>
IN-TOWN Sub-Total:					598	1115	1115
LANDER Sub-Total:					648	1115	1276
HIGH SCHOOL Total:					648	1115	1276

## FREMONT COUNTY SCHOOL DISTRICT #14

### ELEMENTARY SCHOOL

#### ETHETE

##### IN-TOWN

<u>Capacity Type</u>	<u>AiM Bldg #</u>	<u>Description</u>	<u>Status</u>	<u>Grade Config</u>	10/01/2022		
					<u>Enrollment</u>	<u>Capacity Un-Restrict</u>	<u>Capacity Restrict</u>
CAMPUS	<a href="#">1012</a>	FRE14 WYOMING INDIAN ES - 0714-001-0118 - CAPACITY		EDUC K - 5	247	515	479
IN-TOWN Sub-Total:					247	515	479
ETHETE Sub-Total:					247	515	479
ELEMENTARY SCHOOL Total:					247	515	479

### MIDDLE SCHOOL

#### ETHETE

##### IN-TOWN

<u>Capacity Type</u>	<u>AiM Bldg #</u>	<u>Description</u>	<u>Status</u>	<u>Grade Config</u>	10/01/2022		
					<u>Enrollment</u>	<u>Capacity Un-Restrict</u>	<u>Capacity Restrict</u>
CAMPUS	<a href="#">1013</a>	FRE14 WYOMING INDIAN MS - 0714-002-0100 - CAPACITY		EDUC 6 - 8	139	511	511
IN-TOWN Sub-Total:					139	511	511
ETHETE Sub-Total:					139	511	511
MIDDLE SCHOOL Total:					139	511	511

# SCHOOL FACILITIES CAPACITY REPORT

## FREMONT COUNTY SCHOOL DISTRICT #14

### HIGH SCHOOL

#### ETHETE

##### IN-TOWN

Capacity Type	AiM Bldg #	Description	Status	Grade Config	10/01/2022		
					Enrollment	Capacity Un-Restrict	Capacity Restrict
CAMPUS	<a href="#">1014</a>	FRE14 WYOMING INDIAN HS - 0714-003-0100 - CAPACITY		EDUC 9 - 12	181	508	508
<b>IN-TOWN Sub-Total:</b>					<b>181</b>	<b>508</b>	<b>508</b>
<b>ETHETE Sub-Total:</b>					<b>181</b>	<b>508</b>	<b>508</b>
<b>HIGH SCHOOL Total:</b>					<b>181</b>	<b>508</b>	<b>508</b>

## FREMONT COUNTY SCHOOL DISTRICT #2

### HIGH SCHOOL

#### DUBOIS

##### IN-TOWN

Capacity Type	AiM Bldg #	Description	Status	Grade Config	10/01/2022		
					Enrollment	Capacity Un-Restrict	Capacity Restrict
CAMPUS	<a href="#">1010</a>	FRE02 DUBOIS ES/MS/HS - 0702-002-0100 - CAPACITY		EDUC K - 12	182	480	470
<b>IN-TOWN Sub-Total:</b>					<b>182</b>	<b>480</b>	<b>470</b>
<b>DUBOIS Sub-Total:</b>					<b>182</b>	<b>480</b>	<b>470</b>
<b>HIGH SCHOOL Total:</b>					<b>182</b>	<b>480</b>	<b>470</b>

## FREMONT COUNTY SCHOOL DISTRICT #21

### MIDDLE SCHOOL

#### FORT WASHAKIE

##### IN-TOWN

Capacity Type	AiM Bldg #	Description	Status	Grade Config	10/01/2022		
					Enrollment	Capacity Un-Restrict	Capacity Restrict
SINGLE	<a href="#">0721-001-0117</a>	FRE21 FORT WASHAKIE ES/MS	ACTIVE	EDUC K - 8	286	1073	992
<b>IN-TOWN Sub-Total:</b>					<b>286</b>	<b>1073</b>	<b>992</b>

# SCHOOL FACILITIES CAPACITY REPORT

## FREMONT COUNTY SCHOOL DISTRICT #21

### MIDDLE SCHOOL

#### FORT WASHAKIE

<b>FORT WASHAKIE Sub-Total:</b>	<b>286</b>	<b>1073</b>	<b>992</b>
<b>MIDDLE SCHOOL Total:</b>	<b>286</b>	<b>1073</b>	<b>992</b>

### HIGH SCHOOL

#### FORT WASHAKIE

##### IN-TOWN

<u>Capacity Type</u>	<u>AiM Bldg #</u>	<u>Description</u>	<u>Status</u>	<u>Grade Config</u>	10/01/2022		
					<u>Enrollment</u>	<u>Capacity Un-Restrict</u>	<u>Capacity Restrict</u>
SINGLE	<a href="#">0721-001-0119</a>	FRE21 FORT WASHAKIE HS	ACTIVE	EDUC 9 - 12	83	307	307
<b>IN-TOWN Sub-Total:</b>					<b>83</b>	<b>307</b>	<b>307</b>
<b>FORT WASHAKIE Sub-Total:</b>					<b>83</b>	<b>307</b>	<b>307</b>
<b>HIGH SCHOOL Total:</b>					<b>83</b>	<b>307</b>	<b>307</b>

## FREMONT COUNTY SCHOOL DISTRICT #24

### HIGH SCHOOL

#### SHOSHONI

##### IN-TOWN

<u>Capacity Type</u>	<u>AiM Bldg #</u>	<u>Description</u>	<u>Status</u>	<u>Grade Config</u>	10/01/2022		
					<u>Enrollment</u>	<u>Capacity Un-Restrict</u>	<u>Capacity Restrict</u>
SINGLE	<a href="#">0724-003-0100</a>	FRE24 SHOSHONI ES/MS/HS	ACTIVE	EDUC K - 12	383	932	900
<b>IN-TOWN Sub-Total:</b>					<b>383</b>	<b>932</b>	<b>900</b>
<b>SHOSHONI Sub-Total:</b>					<b>383</b>	<b>932</b>	<b>900</b>
<b>HIGH SCHOOL Total:</b>					<b>383</b>	<b>932</b>	<b>900</b>

# SCHOOL FACILITIES CAPACITY REPORT

## FREMONT COUNTY SCHOOL DISTRICT #25

### ELEMENTARY SCHOOL

#### RIVERTON

##### IN-TOWN

Capacity Type	AiM Bldg #	Description	Status	Grade Config	10/01/2022		
					Enrollment	Capacity Un-Restrict	Capacity Restrict
SINGLE	<a href="#">0725-003-0100</a>	FRE25 ASHGROVE ES	ACTIVE	EDUC 1 - 3	159	203	165
SINGLE	<a href="#">0725-004-0100</a>	FRE25 JACKSON ES	ACTIVE	EDUC 1 - 3	158	208	169
SINGLE	<a href="#">0725-006-0100</a>	FRE25 RENDEZVOUS ES	ACTIVE	EDUC 4 - 5	378	686	677
SINGLE	<a href="#">0725-009-0100</a>	FRE25 ASPEN PARK ES	ACTIVE	EDUC K	176	398	347
SINGLE	<a href="#">0725-010-0100</a>	FRE25 WILLOW CREEK ES	ACTIVE	EDUC 1 - 3	208	387	339
<b>IN-TOWN Sub-Total:</b>					<b>1079</b>	<b>1882</b>	<b>1697</b>
<b>RIVERTON Sub-Total:</b>					<b>1079</b>	<b>1882</b>	<b>1697</b>
<b>ELEMENTARY SCHOOL Total:</b>					<b>1079</b>	<b>1882</b>	<b>1697</b>

### MIDDLE SCHOOL

#### RIVERTON

##### IN-TOWN

Capacity Type	AiM Bldg #	Description	Status	Grade Config	10/01/2022		
					Enrollment	Capacity Un-Restrict	Capacity Restrict
SINGLE	<a href="#">0725-007-0104</a>	FRE25 RIVERTON MS	ACTIVE	EDUC 6 - 8	538	938	938
<b>IN-TOWN Sub-Total:</b>					<b>538</b>	<b>938</b>	<b>938</b>
<b>RIVERTON Sub-Total:</b>					<b>538</b>	<b>938</b>	<b>938</b>
<b>MIDDLE SCHOOL Total:</b>					<b>538</b>	<b>938</b>	<b>938</b>

### HIGH SCHOOL

#### RIVERTON

##### IN-TOWN

Capacity Type	AiM Bldg #	Description	Status	Grade Config	10/01/2022		
					Enrollment	Capacity Un-Restrict	Capacity Restrict
CAMPUS	<a href="#">1015</a>	FRE25 RIVERTON HS - 0725-007-0100 - CAPACITY		EDUC 9 - 12	765	1248	1248
<b>IN-TOWN Sub-Total:</b>					<b>765</b>	<b>1248</b>	<b>1248</b>

# SCHOOL FACILITIES CAPACITY REPORT

## FREMONT COUNTY SCHOOL DISTRICT #25

### HIGH SCHOOL

#### RIVERTON

<b>RIVERTON Sub-Total:</b>	<b>765</b>	<b>1248</b>	<b>1248</b>
<b>HIGH SCHOOL Total:</b>	<b>765</b>	<b>1248</b>	<b>1248</b>

## FREMONT COUNTY SCHOOL DISTRICT #38

### MIDDLE SCHOOL

#### ARAPAHOE

#### IN-TOWN

<u>Capacity Type</u>	<u>AiM Bldg #</u>	<u>Description</u>	<u>Status</u>	<u>Grade Config</u>	10/01/2022		
					<u>Enrollment</u>	<u>Capacity Un-Restrict</u>	<u>Capacity Restrict</u>
CAMPUS	<a href="#">1016</a>	FRE38 ARAPAHOE MS - 0738-001-0112 - CAPACITY		EDUC K - 8	368	706	700
<b>IN-TOWN Sub-Total:</b>					<b>368</b>	<b>706</b>	<b>700</b>
<b>ARAPAHOE Sub-Total:</b>					<b>368</b>	<b>706</b>	<b>700</b>
<b>MIDDLE SCHOOL Total:</b>					<b>368</b>	<b>706</b>	<b>700</b>

### HIGH SCHOOL

#### ARAPAHOE

#### CHARTER SCHOOL

<u>Capacity Type</u>	<u>AiM Bldg #</u>	<u>Description</u>	<u>Status</u>	<u>Grade Config</u>	10/01/2022		
					<u>Enrollment</u>	<u>Capacity Un-Restrict</u>	<u>Capacity Restrict</u>
SINGLE	<a href="#">0738-003-0100</a>	FRE38 ARAPAHO CHARTER HS	ENHANCEM	EDUC 9 - 12	40	101	101
<b>CHARTER SCHOOL Sub-Total:</b>					<b>40</b>	<b>101</b>	<b>101</b>
<b>ARAPAHOE Sub-Total:</b>					<b>40</b>	<b>101</b>	<b>101</b>
<b>HIGH SCHOOL Total:</b>					<b>40</b>	<b>101</b>	<b>101</b>



# SCHOOL FACILITIES CAPACITY REPORT

## FREMONT COUNTY SCHOOL DISTRICT #6

### ELEMENTARY SCHOOL

#### CROWHEART

##### RURAL

Capacity Type	AiM Bldg #	Description	Status	Grade Config	10/01/2022		
					Enrollment	Capacity Un-Restrict	Capacity Restrict
CAMPUS	<a href="#">1011</a>	FRE06 CROWHEART ES - 0706-002-0100 - CAPACITY		EDUC K - 3	11	36	32
<b>RURAL Sub-Total:</b>					<b>11</b>	<b>36</b>	<b>32</b>
<b>CROWHEART Sub-Total:</b>					<b>11</b>	<b>36</b>	<b>32</b>

#### PAVILLION

##### IN-TOWN

Capacity Type	AiM Bldg #	Description	Status	Grade Config	10/01/2022		
					Enrollment	Capacity Un-Restrict	Capacity Restrict
SINGLE	<a href="#">0706-001-0106</a>	FRE06 WIND RIVER ES	ACTIVE	EDUC K - 5	154	305	249
<b>IN-TOWN Sub-Total:</b>					<b>154</b>	<b>305</b>	<b>249</b>
<b>PAVILLION Sub-Total:</b>					<b>154</b>	<b>305</b>	<b>249</b>
<b>ELEMENTARY SCHOOL Total:</b>					<b>165</b>	<b>341</b>	<b>281</b>

### HIGH SCHOOL

#### PAVILLION

##### ALTERNATIVE SCHOOL

Capacity Type	AiM Bldg #	Description	Status	Grade Config	10/01/2022		
					Enrollment	Capacity Un-Restrict	Capacity Restrict
ALTERNATIVE	<a href="#">0706-001-0107</a>	FRE06 WIND RIVER LEARNING ACADEMY	ACTIVE	EDUC 9 - 12	5		8
<b>ALTERNATIVE SCHOOL Sub-Total:</b>					<b>5</b>		<b>8</b>

##### IN-TOWN

Capacity Type	AiM Bldg #	Description	Status	Grade Config	10/01/2022		
					Enrollment	Capacity Un-Restrict	Capacity Restrict
SINGLE	<a href="#">0706-003-0100</a>	FRE06 WIND RIVER MS/HS	ACTIVE	EDUC 6 - 12	207	587	587
<b>IN-TOWN Sub-Total:</b>					<b>207</b>	<b>587</b>	<b>587</b>

# SCHOOL FACILITIES CAPACITY REPORT

## FREMONT COUNTY SCHOOL DISTRICT #6

### HIGH SCHOOL

#### PAVILLION

PAVILLION Sub-Total:	212	587	595
HIGH SCHOOL Total:	212	587	595

## GOSHEN COUNTY SCHOOL DISTRICT #1

### ELEMENTARY SCHOOL

#### LAGRANGE

##### RURAL

Capacity Type	AiM Bldg #	Description	Status	Grade Config	10/01/2022		
					Enrollment	Capacity Un-Restrict	Capacity Restrict
SINGLE	<a href="#">0801-004-0100</a>	GOS01 LAGRANGE ES	ACTIVE	EDUC K - 6	16	84	73
RURAL Sub-Total:					16	84	73
LAGRANGE Sub-Total:					16	84	73

#### LINGLE

##### RURAL

Capacity Type	AiM Bldg #	Description	Status	Grade Config	10/01/2022		
					Enrollment	Capacity Un-Restrict	Capacity Restrict
SINGLE	<a href="#">0801-012-0110</a>	GOS01 LINGLE - FT. LARAMIE ES	ACTIVE	EDUC K - 5	116	142	129
RURAL Sub-Total:					116	142	129
LINGLE Sub-Total:					116	142	129

#### TORRINGTON

##### IN-TOWN

Capacity Type	AiM Bldg #	Description	Status	Grade Config	10/01/2022		
					Enrollment	Capacity Un-Restrict	Capacity Restrict
SINGLE	<a href="#">0801-003-0100</a>	GOS01 TRAIL ES	ACTIVE	EDUC 3 - 5	249	341	327
SINGLE	<a href="#">0801-018-0100</a>	GOS01 LINCOLN ES	ACTIVE	EDUC K - 2	263	330	284
IN-TOWN Sub-Total:					512	671	611
TORRINGTON Sub-Total:					512	671	611

# SCHOOL FACILITIES CAPACITY REPORT

## GOSHEN COUNTY SCHOOL DISTRICT #1

### ELEMENTARY SCHOOL

**ELEMENTARY SCHOOL Total:                    644                    897                    813**

### MIDDLE SCHOOL

#### TORRINGTON

##### IN-TOWN

Capacity Type	AiM Bldg #	Description	Status	Grade Config	10/01/2022		
					Enrollment	Capacity Un-Restrict	Capacity Restrict
SINGLE	<a href="#">0801-019-0100</a>	GOS01 TORRINGTON MS	ACTIVE	EDUC 6 - 8	269	537	537
<b>IN-TOWN Sub-Total:</b>					<b>269</b>	<b>537</b>	<b>537</b>
<b>TORRINGTON Sub-Total:</b>					<b>269</b>	<b>537</b>	<b>537</b>
<b>MIDDLE SCHOOL Total:</b>					<b>269</b>	<b>537</b>	<b>537</b>

### HIGH SCHOOL

#### LINGLE

##### RURAL

Capacity Type	AiM Bldg #	Description	Status	Grade Config	10/01/2022		
					Enrollment	Capacity Un-Restrict	Capacity Restrict
CAMPUS	<a href="#">1017</a>	GOS01 LINGLE-FORT LARAMIE MS/HS - 0801-012-0100 - CAPACITY		EDUC 6 - 12	177	435	435
<b>RURAL Sub-Total:</b>					<b>177</b>	<b>435</b>	<b>435</b>
<b>LINGLE Sub-Total:</b>					<b>177</b>	<b>435</b>	<b>435</b>

#### TORRINGTON

##### IN-TOWN

Capacity Type	AiM Bldg #	Description	Status	Grade Config	10/01/2022		
					Enrollment	Capacity Un-Restrict	Capacity Restrict
CAMPUS	<a href="#">1019</a>	GOS01 TORRINGTON HS - 0801-013-0100 - CAPACITY		EDUC 9 - 12	315	686	686
<b>IN-TOWN Sub-Total:</b>					<b>315</b>	<b>686</b>	<b>686</b>
<b>TORRINGTON Sub-Total:</b>					<b>315</b>	<b>686</b>	<b>686</b>

# SCHOOL FACILITIES CAPACITY REPORT

## GOSHEN COUNTY SCHOOL DISTRICT #1

### HIGH SCHOOL

#### YODER

#### RURAL

Capacity Type	AiM Bldg #	Description	Status	Grade Config	10/01/2022		
					Enrollment	Capacity Un-Restrict	Capacity Restrict
CAMPUS	<a href="#">1018</a>	GOS01 SOUTHEAST ES/MS/HS - 0801-011-0100 - CAPACITY		EDUC K - 12	234	378	372
<b>RURAL Sub-Total:</b>					<b>234</b>	<b>378</b>	<b>372</b>
<b>YODER Sub-Total:</b>					<b>234</b>	<b>378</b>	<b>372</b>
<b>HIGH SCHOOL Total:</b>					<b>726</b>	<b>1499</b>	<b>1493</b>

## HOT SPRINGS COUNTY SCHOOL DISTRICT #1

### ELEMENTARY SCHOOL

#### THERMOPOLIS

#### IN-TOWN

Capacity Type	AiM Bldg #	Description	Status	Grade Config	10/01/2022		
					Enrollment	Capacity Un-Restrict	Capacity Restrict
SINGLE	<a href="#">0901-005-0108</a>	HOT01 RALPH WHITTERS ES	ACTIVE	EDUC K - 4	242	381	333
<b>IN-TOWN Sub-Total:</b>					<b>242</b>	<b>381</b>	<b>333</b>
<b>THERMOPOLIS Sub-Total:</b>					<b>242</b>	<b>381</b>	<b>333</b>
<b>ELEMENTARY SCHOOL Total:</b>					<b>242</b>	<b>381</b>	<b>333</b>

### MIDDLE SCHOOL

#### THERMOPOLIS

#### IN-TOWN

Capacity Type	AiM Bldg #	Description	Status	Grade Config	10/01/2022		
					Enrollment	Capacity Un-Restrict	Capacity Restrict
SINGLE	<a href="#">0901-004-0100</a>	HOT01 THERMOPOLIS MS	ACTIVE	EDUC 5 - 8	197	568	568
<b>IN-TOWN Sub-Total:</b>					<b>197</b>	<b>568</b>	<b>568</b>
<b>THERMOPOLIS Sub-Total:</b>					<b>197</b>	<b>568</b>	<b>568</b>

# SCHOOL FACILITIES CAPACITY REPORT

## HOT SPRINGS COUNTY SCHOOL DISTRICT #1

### MIDDLE SCHOOL

**MIDDLE SCHOOL Total:**                      **197**                      **568**                      **568**

### HIGH SCHOOL

#### THERMOPOLIS

##### IN-TOWN

<u>Capacity Type</u>	<u>AiM Bldg #</u>	<u>Description</u>	<u>Status</u>	<u>Grade Config</u>	10/01/2022		
					<u>Enrollment</u>	<u>Capacity Un-Restrict</u>	<u>Capacity Restrict</u>
CAMPUS	<a href="#">1020</a>	HOT01 HOT SPRINGS COUNTY HS - 0901-005-0107 - CAPACITY		EDUC 9 - 12	203	806	797
<b>IN-TOWN Sub-Total:</b>					<b>203</b>	<b>806</b>	<b>797</b>
<b>THERMOPOLIS Sub-Total:</b>					<b>203</b>	<b>806</b>	<b>797</b>
<b>HIGH SCHOOL Total:</b>					<b>203</b>	<b>806</b>	<b>797</b>

## JOHNSON COUNTY SCHOOL DISTRICT #1

### ELEMENTARY SCHOOL

#### BUFFALO

##### IN-TOWN

<u>Capacity Type</u>	<u>AiM Bldg #</u>	<u>Description</u>	<u>Status</u>	<u>Grade Config</u>	10/01/2022		
					<u>Enrollment</u>	<u>Capacity Un-Restrict</u>	<u>Capacity Restrict</u>
SINGLE	<a href="#">1001-006-0100</a>	JOH01 MEADOWLARK ES	ACTIVE	EDUC K - 2	212	369	314
SINGLE	<a href="#">1001-014-0100</a>	JOH01 CLOUD PEAK ES	ACTIVE	EDUC 3 - 5	231	350	330
<b>IN-TOWN Sub-Total:</b>					<b>443</b>	<b>719</b>	<b>644</b>
<b>BUFFALO Sub-Total:</b>					<b>443</b>	<b>719</b>	<b>644</b>
<b>ELEMENTARY SCHOOL Total:</b>					<b>443</b>	<b>719</b>	<b>644</b>

# SCHOOL FACILITIES CAPACITY REPORT

## JOHNSON COUNTY SCHOOL DISTRICT #1

### MIDDLE SCHOOL

#### BUFFALO

##### IN-TOWN

<u>Capacity Type</u>	<u>AiM Bldg #</u>	<u>Description</u>	<u>Status</u>	<u>Grade Config</u>	10/01/2022		
					<u>Enrollment</u>	<u>Capacity Un-Restrict</u>	<u>Capacity Restrict</u>
SINGLE	<a href="#">1001-008-0105</a>	JOH01 CLEAR CREEK MS	ACTIVE	EDUC 6 - 8	264	515	515
<b>IN-TOWN Sub-Total:</b>					<b>264</b>	<b>515</b>	<b>515</b>
<b>BUFFALO Sub-Total:</b>					<b>264</b>	<b>515</b>	<b>515</b>
<b>MIDDLE SCHOOL Total:</b>					<b>264</b>	<b>515</b>	<b>515</b>

### HIGH SCHOOL

#### BUFFALO

##### ALTERNATIVE SCHOOL

<u>Capacity Type</u>	<u>AiM Bldg #</u>	<u>Description</u>	<u>Status</u>	<u>Grade Config</u>	10/01/2022		
					<u>Enrollment</u>	<u>Capacity Un-Restrict</u>	<u>Capacity Restrict</u>
ALTERNATIVE	<a href="#">1001-003-0100</a>	JOH01 NEW WEST HIGH SCHOOL	ACTIVE	EDUC 9 - 12	30		36
<b>ALTERNATIVE SCHOOL Sub-Total:</b>					<b>30</b>		<b>36</b>

##### IN-TOWN

<u>Capacity Type</u>	<u>AiM Bldg #</u>	<u>Description</u>	<u>Status</u>	<u>Grade Config</u>	10/01/2022		
					<u>Enrollment</u>	<u>Capacity Un-Restrict</u>	<u>Capacity Restrict</u>
CAMPUS	<a href="#">1022</a>	JOH01 BUFFALO HS - 1001-002-0103 - CAPACITY		EDUC 9 - 12	337	734	734
<b>IN-TOWN Sub-Total:</b>					<b>337</b>	<b>734</b>	<b>734</b>
<b>BUFFALO Sub-Total:</b>					<b>367</b>	<b>734</b>	<b>770</b>

# SCHOOL FACILITIES CAPACITY REPORT

## JOHNSON COUNTY SCHOOL DISTRICT #1

### HIGH SCHOOL

#### KAYCEE

#### RURAL

Capacity Type	AiM Bldg #	Description	Status	Grade Config	10/01/2022		
					Enrollment	Capacity Un-Restrict	Capacity Restrict
CAMPUS	<a href="#">1021</a>	JOH01 KAYCEE ES/MS/HS - 1001-009-0106 - CAPACITY		EDUC K - 12	113	442	432
<b>RURAL Sub-Total:</b>					<b>113</b>	<b>442</b>	<b>432</b>
<b>KAYCEE Sub-Total:</b>					<b>113</b>	<b>442</b>	<b>432</b>
<b>HIGH SCHOOL Total:</b>					<b>480</b>	<b>1176</b>	<b>1202</b>

## LARAMIE COUNTY SCHOOL DISTRICT #1

### ELEMENTARY SCHOOL

#### CHEYENNE

#### IN-TOWN

Capacity Type	AiM Bldg #	Description	Status	Grade Config	10/01/2022		
					Enrollment	Capacity Un-Restrict	Capacity Restrict
SINGLE	<a href="#">1101-003-0100</a>	LAR01 ALTA VISTA ES	ACTIVE	EDUC K - 6	210	324	291
SINGLE	<a href="#">1101-004-0100</a>	LAR01 ARP ES	ACTIVE	EDUC K - 6	308	232	192
SINGLE	<a href="#">1101-005-0102</a>	LAR01 BAGGS ES	ACTIVE	EDUC K - 6	305	367	311
SINGLE	<a href="#">1101-006-0100</a>	LAR01 BAIN ES	ACTIVE	EDUC K - 6	223	240	224
SINGLE	<a href="#">1101-007-0100</a>	LAR01 BUFFALO RIDGE ES	ACTIVE	EDUC K - 4	169	261	232
SINGLE	<a href="#">1101-009-0100</a>	LAR01 COLE ES	ACTIVE	EDUC K - 6	148	223	212
SINGLE	<a href="#">1101-011-0104</a>	LAR01 DAVIS ES	ACTIVE	EDUC K - 6	327	362	327
SINGLE	<a href="#">1101-012-0100</a>	LAR01 DEMING ES	ACTIVE	EDUC K - 3	90	134	122
SINGLE	<a href="#">1101-013-0100</a>	LAR01 DILDINE ES	ACTIVE	EDUC K - 4	300	398	342
SINGLE	<a href="#">1101-014-0100</a>	LAR01 FAIRVIEW ES	ACTIVE	EDUC 3 - 6	88	140	132
SINGLE	<a href="#">1101-016-0106</a>	LAR01 GOINS ES	ACTIVE	EDUC K - 6	287	377	326
SINGLE	<a href="#">1101-017-0100</a>	LAR01 HEBARD ES	ACTIVE	EDUC K - 6	109	163	159
SINGLE	<a href="#">1101-018-0100</a>	LAR01 HENDERSON ES	ACTIVE	EDUC K - 6	274	265	232
SINGLE	<a href="#">1101-019-0100</a>	LAR01 HOBBS ES	ACTIVE	EDUC K - 6	313	350	312

# SCHOOL FACILITIES CAPACITY REPORT

## LARAMIE COUNTY SCHOOL DISTRICT #1

### ELEMENTARY SCHOOL

#### CHEYENNE

##### IN-TOWN

Capacity Type	AiM Bldg #	Description	Status	Grade Config	10/01/2022		
					Enrollment	Capacity Un-Restrict	Capacity Restrict
SINGLE	<a href="#">1101-021-0100</a>	LAR01 JESSUP ES	ACTIVE	EDUC K - 6	239	283	254
SINGLE	<a href="#">1101-022-0100</a>	LAR01 LEBHART ES	ACTIVE	EDUC K - 2	89	127	112
SINGLE	<a href="#">1101-023-0100</a>	LAR01 MILLER ES	ACTIVE	EDUC 4 - 6	83	96	96
SINGLE	<a href="#">1101-024-0100</a>	LAR01 PIONEER PARK ES	ACTIVE	EDUC K - 6	362	382	356
SINGLE	<a href="#">1101-025-0107</a>	LAR01 ROSSMAN ES	ACTIVE	EDUC K - 6	267	369	311
SINGLE	<a href="#">1101-027-0100</a>	LAR01 ANDERSON ES	ACTIVE	EDUC K - 4	311	389	322
SINGLE	<a href="#">1101-028-0100</a>	LAR01 AFFLERBACH ES	ACTIVE	EDUC K - 6	332	455	400
SINGLE	<a href="#">1101-038-0100</a>	LAR01 FREEDOM ES	ACTIVE	EDUC K - 6	332	387	343
SINGLE	<a href="#">1101-043-0100</a>	LAR01 SUNRISE ES	ACTIVE	EDUC K - 6	341	335	265
SINGLE	<a href="#">1101-044-0100</a>	LAR01 MEADOWLARK ES	ACTIVE	EDUC 5 - 6	521	552	552
SINGLE	<a href="#">1101-046-0100</a>	LAR01 SADDLE RIDGE ES	ACTIVE	EDUC K - 6	374	327	250
SINGLE	<a href="#">1101-049-0100</a>	LAR01 PRAIRIE WIND ES	ACTIVE	EDUC K - 6	468	518	460
<b>IN-TOWN Sub-Total:</b>					<b>6870</b>	<b>8056</b>	<b>7135</b>

##### RURAL

Capacity Type	AiM Bldg #	Description	Status	Grade Config	10/01/2022		
					Enrollment	Capacity Un-Restrict	Capacity Restrict
SINGLE	<a href="#">1101-015-0100</a>	LAR01 GILCHRIST ES	ACTIVE	EDUC K - 6	111	151	132
<b>RURAL Sub-Total:</b>					<b>111</b>	<b>151</b>	<b>132</b>
<b>CHEYENNE Sub-Total:</b>					<b>6981</b>	<b>8207</b>	<b>7267</b>

### GRANITE CANYON

##### RURAL

Capacity Type	AiM Bldg #	Description	Status	Grade Config	10/01/2022		
					Enrollment	Capacity Un-Restrict	Capacity Restrict
SINGLE	<a href="#">1101-026-0100</a>	LAR01 WILLADSEN ES	ACTIVE	EDUC K - 6	10	32	32
<b>RURAL Sub-Total:</b>					<b>10</b>	<b>32</b>	<b>32</b>



# SCHOOL FACILITIES CAPACITY REPORT

## LARAMIE COUNTY SCHOOL DISTRICT #1

### ELEMENTARY SCHOOL

#### GRANITE CANYON

**GRANITE CANYON Sub-Total:** 10 32 32

#### HORSE CREEK

##### RURAL

10/01/2022

Capacity Type	AiM Bldg #	Description	Status	Grade Config	Enrollment	Capacity Un-Restrict	Capacity Restrict
SINGLE	<a href="#">1101-020-0100</a>	LAR01 CLAWSON ES	ACTIVE	EDUC K - 6	3	20	16
<b>RURAL Sub-Total:</b>					<b>3</b>	<b>20</b>	<b>16</b>
<b>HORSE CREEK Sub-Total:</b>					<b>3</b>	<b>20</b>	<b>16</b>
<b>ELEMENTARY SCHOOL Total:</b>					<b>6994</b>	<b>8259</b>	<b>7315</b>

### MIDDLE SCHOOL

#### CHEYENNE

##### IN-TOWN

10/01/2022

Capacity Type	AiM Bldg #	Description	Status	Grade Config	Enrollment	Capacity Un-Restrict	Capacity Restrict
SINGLE	<a href="#">1101-030-0100</a>	LAR01 JOHNSON JHS	ACTIVE	EDUC 7 - 8	639	938	938
SINGLE	<a href="#">1101-031-0100</a>	LAR01 MCCORMICK JHS	ACTIVE	EDUC 7 - 8	653	1040	1040
SINGLE	<a href="#">1101-033-0118</a>	LAR01 CAREY JHS	ACTIVE	EDUC 7 - 8	843	1040	1040
<b>IN-TOWN Sub-Total:</b>					<b>2135</b>	<b>3018</b>	<b>3018</b>
<b>CHEYENNE Sub-Total:</b>					<b>2135</b>	<b>3018</b>	<b>3018</b>
<b>MIDDLE SCHOOL Total:</b>					<b>2135</b>	<b>3018</b>	<b>3018</b>

### HIGH SCHOOL

#### CHEYENNE

##### ALTERNATIVE SCHOOL

10/01/2022

Capacity Type	AiM Bldg #	Description	Status	Grade Config	Enrollment	Capacity Un-Restrict	Capacity Restrict
ALTERNATIVE	<a href="#">1101-040-0100</a>	LAR01 TRIUMPH HS	ACTIVE	EDUC 7 - 12	150		308
<b>ALTERNATIVE SCHOOL Sub-Total:</b>					<b>150</b>		<b>308</b>

# SCHOOL FACILITIES CAPACITY REPORT

## LARAMIE COUNTY SCHOOL DISTRICT #1

### HIGH SCHOOL

#### CHEYENNE

##### IN-TOWN

Capacity Type	AiM Bldg #	Description	Status	Grade Config	10/01/2022		
					Enrollment	Capacity Un-Restrict	Capacity Restrict
SINGLE	<a href="#">1101-032-0100</a>	LAR01 CENTRAL HS	ACTIVE	EDUC 9 - 12	1237	1445	1445
SINGLE	<a href="#">1101-033-0100</a>	LAR01 EAST HS	ACTIVE	EDUC 9 - 12	1484	1553	1553
SINGLE	<a href="#">1101-039-0100</a>	LAR01 SOUTH HS	ACTIVE	EDUC 9 - 12	1123	1512	1512
<b>IN-TOWN Sub-Total:</b>					<b>3844</b>	<b>4510</b>	<b>4510</b>
<b>CHEYENNE Sub-Total:</b>					<b>3994</b>	<b>4510</b>	<b>4818</b>
<b>HIGH SCHOOL Total:</b>					<b>3994</b>	<b>4510</b>	<b>4818</b>

## LARAMIE COUNTY SCHOOL DISTRICT #2

### ELEMENTARY SCHOOL

#### ALBIN

##### RURAL

Capacity Type	AiM Bldg #	Description	Status	Grade Config	10/01/2022		
					Enrollment	Capacity Un-Restrict	Capacity Restrict
SINGLE	<a href="#">1102-005-0100</a>	LAR02 ALBIN ES	ACTIVE	EDUC K - 6	36	117	111
<b>RURAL Sub-Total:</b>					<b>36</b>	<b>117</b>	<b>111</b>
<b>ALBIN Sub-Total:</b>					<b>36</b>	<b>117</b>	<b>111</b>

#### BURNS

##### IN-TOWN

Capacity Type	AiM Bldg #	Description	Status	Grade Config	10/01/2022		
					Enrollment	Capacity Un-Restrict	Capacity Restrict
SINGLE	<a href="#">1102-015-0100</a>	LAR02 BURNS ES	ACTIVE	EDUC K - 6	264	319	292
<b>IN-TOWN Sub-Total:</b>					<b>264</b>	<b>319</b>	<b>292</b>
<b>BURNS Sub-Total:</b>					<b>264</b>	<b>319</b>	<b>292</b>

# SCHOOL FACILITIES CAPACITY REPORT

## LARAMIE COUNTY SCHOOL DISTRICT #2

### ELEMENTARY SCHOOL

#### CARPENTER

#### RURAL

<u>Capacity Type</u>	<u>AiM Bldg #</u>	<u>Description</u>	<u>Status</u>	<u>Grade Config</u>	10/01/2022		
					<u>Enrollment</u>	<u>Capacity Un-Restrict</u>	<u>Capacity Restrict</u>
SINGLE	<a href="#">1102-002-0100</a>	LAR02 CARPENTER ES	ACTIVE	EDUC K - 6	74	142	129
<b>RURAL Sub-Total:</b>					<b>74</b>	<b>142</b>	<b>129</b>
<b>CARPENTER Sub-Total:</b>					<b>74</b>	<b>142</b>	<b>129</b>

# SCHOOL FACILITIES CAPACITY REPORT

## LARAMIE COUNTY SCHOOL DISTRICT #2

### ELEMENTARY SCHOOL

#### PINE BLUFFS

##### IN-TOWN

Capacity Type	AiM Bldg #	Description	Status	Grade Config	10/01/2022		
					Enrollment	Capacity Un-Restrict	Capacity Restrict
SINGLE	<a href="#">1102-003-0112</a>	LAR02 PINE BLUFFS ES	ACTIVE	EDUC K - 6	195	228	212
<b>IN-TOWN Sub-Total:</b>					<b>195</b>	<b>228</b>	<b>212</b>
<b>PINE BLUFFS Sub-Total:</b>					<b>195</b>	<b>228</b>	<b>212</b>
<b>ELEMENTARY SCHOOL Total:</b>					<b>569</b>	<b>806</b>	<b>744</b>

### HIGH SCHOOL

#### BURNS

##### IN-TOWN

Capacity Type	AiM Bldg #	Description	Status	Grade Config	10/01/2022		
					Enrollment	Capacity Un-Restrict	Capacity Restrict
CAMPUS	<a href="#">1023</a>	LAR02 BURNS JHS/HS - 1102-006-0101 - CAPACITY		EDUC 7 - 12	315	520	520
<b>IN-TOWN Sub-Total:</b>					<b>315</b>	<b>520</b>	<b>520</b>
<b>BURNS Sub-Total:</b>					<b>315</b>	<b>520</b>	<b>520</b>

#### PINE BLUFFS

##### IN-TOWN

Capacity Type	AiM Bldg #	Description	Status	Grade Config	10/01/2022		
					Enrollment	Capacity Un-Restrict	Capacity Restrict
CAMPUS	<a href="#">1024</a>	LAR02 PINE BLUFFS JHS/HS - 1102-003-0103 - CAPACITY		EDUC 7 - 12	197	534	534
<b>IN-TOWN Sub-Total:</b>					<b>197</b>	<b>534</b>	<b>534</b>
<b>PINE BLUFFS Sub-Total:</b>					<b>197</b>	<b>534</b>	<b>534</b>
<b>HIGH SCHOOL Total:</b>					<b>512</b>	<b>1054</b>	<b>1054</b>

# SCHOOL FACILITIES CAPACITY REPORT

## LINCOLN COUNTY SCHOOL DISTRICT #1

### ELEMENTARY SCHOOL

#### KEMMERER

##### IN-TOWN

<u>Capacity Type</u>	<u>AiM Bldg #</u>	<u>Description</u>	<u>Status</u>	<u>Grade Config</u>	10/01/2022		
					<u>Enrollment</u>	<u>Capacity Un-Restrict</u>	<u>Capacity Restrict</u>
SINGLE	<a href="#">1201-005-0100</a>	LIN01 CANYON ES (INCLUDES THE KEMMERER ES STUDENTS)	ACTIVE	EDUC K - 6	320	439	396
<b>IN-TOWN Sub-Total:</b>					<b>320</b>	<b>439</b>	<b>396</b>
<b>KEMMERER Sub-Total:</b>					<b>320</b>	<b>439</b>	<b>396</b>
<b>ELEMENTARY SCHOOL Total:</b>					<b>320</b>	<b>439</b>	<b>396</b>

### HIGH SCHOOL

#### KEMMERER

##### ALTERNATIVE SCHOOL

<u>Capacity Type</u>	<u>AiM Bldg #</u>	<u>Description</u>	<u>Status</u>	<u>Grade Config</u>	10/01/2022		
					<u>Enrollment</u>	<u>Capacity Un-Restrict</u>	<u>Capacity Restrict</u>
ALTERNATIVE	<a href="#">1201-002-0103</a>	LIN01 MAINTENANCE/ STORAGE BUILDING (NEW FRONTIER HS)	ACTIVE	EDUC 7 - 12	14		28
<b>ALTERNATIVE SCHOOL Sub-Total:</b>					<b>14</b>		<b>28</b>

##### IN-TOWN

<u>Capacity Type</u>	<u>AiM Bldg #</u>	<u>Description</u>	<u>Status</u>	<u>Grade Config</u>	10/01/2022		
					<u>Enrollment</u>	<u>Capacity Un-Restrict</u>	<u>Capacity Restrict</u>
SINGLE	<a href="#">1201-006-0100</a>	LIN01 KEMMERER JHS/HS	ACTIVE	EDUC 7 - 12	264	673	673
<b>IN-TOWN Sub-Total:</b>					<b>264</b>	<b>673</b>	<b>673</b>
<b>KEMMERER Sub-Total:</b>					<b>278</b>	<b>673</b>	<b>701</b>
<b>HIGH SCHOOL Total:</b>					<b>278</b>	<b>673</b>	<b>701</b>

# SCHOOL FACILITIES CAPACITY REPORT

## LINCOLN COUNTY SCHOOL DISTRICT #2

### ELEMENTARY SCHOOL

#### AFTON

##### IN-TOWN

Capacity Type	AiM Bldg #	Description	Status	Grade Config	10/01/2022		
					Enrollment	Capacity Un-Restrict	Capacity Restrict
SINGLE	<a href="#">1202-007-0100</a>	LIN02 OSMOND ES	ACTIVE	EDUC 4 - 6	338	392	392
SINGLE	<a href="#">1202-012-0100</a>	LIN02 AFTON ES	ACTIVE	EDUC K - 3	415	410	378
<b>IN-TOWN Sub-Total:</b>					<b>753</b>	<b>802</b>	<b>770</b>
<b>AFTON Sub-Total:</b>					<b>753</b>	<b>802</b>	<b>770</b>

#### COKEVILLE

##### RURAL

Capacity Type	AiM Bldg #	Description	Status	Grade Config	10/01/2022		
					Enrollment	Capacity Un-Restrict	Capacity Restrict
SINGLE	<a href="#">1202-004-0100</a>	LIN02 COKEVILLE ES	ACTIVE	EDUC K - 6	105	175	153
<b>RURAL Sub-Total:</b>					<b>105</b>	<b>175</b>	<b>153</b>
<b>COKEVILLE Sub-Total:</b>					<b>105</b>	<b>175</b>	<b>153</b>

#### ETNA

##### IN-TOWN

Capacity Type	AiM Bldg #	Description	Status	Grade Config	10/01/2022		
					Enrollment	Capacity Un-Restrict	Capacity Restrict
SINGLE	<a href="#">1202-014-0100</a>	LIN02 ETNA ES	ACTIVE	EDUC 4 - 6	290	332	278
<b>IN-TOWN Sub-Total:</b>					<b>290</b>	<b>332</b>	<b>278</b>
<b>ETNA Sub-Total:</b>					<b>290</b>	<b>332</b>	<b>278</b>

#### THAYNE

##### IN-TOWN

Capacity Type	AiM Bldg #	Description	Status	Grade Config	10/01/2022		
					Enrollment	Capacity Un-Restrict	Capacity Restrict
SINGLE	<a href="#">1202-013-0100</a>	LIN02 THAYNE ES	ACTIVE	EDUC K - 3	378	546	432
<b>IN-TOWN Sub-Total:</b>					<b>378</b>	<b>546</b>	<b>432</b>
<b>THAYNE Sub-Total:</b>					<b>378</b>	<b>546</b>	<b>432</b>

# SCHOOL FACILITIES CAPACITY REPORT

## LINCOLN COUNTY SCHOOL DISTRICT #2

### ELEMENTARY SCHOOL

**ELEMENTARY SCHOOL Total:                    1526                    1855                    1633**

### MIDDLE SCHOOL

#### AFTON

##### IN-TOWN

Capacity Type	AiM Bldg #	Description	Status	Grade Config	10/01/2022		
					Enrollment	Capacity Un-Restrict	Capacity Restrict
SINGLE	<a href="#">1202-008-0100</a>	LIN02 STAR VALLEY MS	ACTIVE	EDUC 7 - 8	454	544	544
<b>IN-TOWN Sub-Total:</b>					<b>454</b>	<b>544</b>	<b>544</b>
<b>AFTON Sub-Total:</b>					<b>454</b>	<b>544</b>	<b>544</b>
<b>MIDDLE SCHOOL Total:</b>					<b>454</b>	<b>544</b>	<b>544</b>

### HIGH SCHOOL

#### AFTON

##### ALTERNATIVE SCHOOL

Capacity Type	AiM Bldg #	Description	Status	Grade Config	10/01/2022		
					Enrollment	Capacity Un-Restrict	Capacity Restrict
ALTERNATIVE	<a href="#">1202-001-0100</a>	LIN02 SWIFT CREEK HS	ACTIVE	EDUC 9 - 12	59		206
<b>ALTERNATIVE SCHOOL Sub-Total:</b>					<b>59</b>		<b>206</b>

##### IN-TOWN

Capacity Type	AiM Bldg #	Description	Status	Grade Config	10/01/2022		
					Enrollment	Capacity Un-Restrict	Capacity Restrict
SINGLE	<a href="#">1202-009-0100</a>	LIN02 STAR VALLEY HS	ACTIVE	EDUC 9 - 12	887	1261	1261
<b>IN-TOWN Sub-Total:</b>					<b>887</b>	<b>1261</b>	<b>1261</b>
<b>AFTON Sub-Total:</b>					<b>946</b>	<b>1261</b>	<b>1467</b>

#### COKEVILLE

##### RURAL

Capacity Type	AiM Bldg #	Description	Status	Grade Config	10/01/2022		
					Enrollment	Capacity Un-Restrict	Capacity Restrict
SINGLE	<a href="#">1202-010-0100</a>	LIN02 COKEVILLE JHS/HS	ACTIVE	EDUC 7 - 12	108	441	441
<b>RURAL Sub-Total:</b>					<b>108</b>	<b>441</b>	<b>441</b>

# SCHOOL FACILITIES CAPACITY REPORT

## LINCOLN COUNTY SCHOOL DISTRICT #2

### HIGH SCHOOL

#### COKEVILLE

<b>COKEVILLE Sub-Total:</b>	<b>108</b>	<b>441</b>	<b>441</b>
<b>HIGH SCHOOL Total:</b>	<b>1054</b>	<b>1702</b>	<b>1908</b>

## NATRONA COUNTY SCHOOL DISTRICT #1

### ELEMENTARY SCHOOL

#### CASPER

#### IN-TOWN

Capacity Type	AiM Bldg #	Description	Status	Grade Config	10/01/2022		
					Enrollment	Capacity Un-Restrict	Capacity Restrict
SINGLE	<a href="#">1301-003-0100</a>	NAT01 CREST HILL ES	ACTIVE	EDUC K - 5	287	366	331
SINGLE	<a href="#">1301-009-0100</a>	NAT01 SAGEWOOD ES	ACTIVE	EDUC K - 5	311	335	296
SINGLE	<a href="#">1301-011-0100</a>	NAT01 MANOR HEIGHTS ES	ACTIVE	EDUC K - 5	306	300	281
SINGLE	<a href="#">1301-012-0100</a>	NAT01 COTTONWOOD ES	ACTIVE	EDUC K - 5	352	421	369
SINGLE	<a href="#">1301-016-0100</a>	NAT01 PARADISE VALLEY ES	ACTIVE	EDUC K - 5	390	483	454
SINGLE	<a href="#">1301-017-0100</a>	NAT01 PARK ES	ACTIVE	EDUC K - 5	355	310	272
SINGLE	<a href="#">1301-018-0100</a>	NAT01 PINEVIEW ES	ACTIVE	EDUC K - 5	273	285	273
SINGLE	<a href="#">1301-022-0200</a>	NAT01 SOUTHRIDGE ES	ACTIVE	EDUC K - 5	330	326	297
SINGLE	<a href="#">1301-024-0100</a>	NAT01 VERDA JAMES ES	ACTIVE	EDUC K - 5	444	463	389
SINGLE	<a href="#">1301-029-0100</a>	NAT01 OREGON TRAIL ES	ACTIVE	EDUC K - 5	287	377	313
SINGLE	<a href="#">1301-030-0100</a>	NAT01 BAR NUNN ES	ACTIVE	EDUC K - 5	270	471	407
SINGLE	<a href="#">1301-032-0106</a>	NAT01 JOURNEY ES	ACTIVE	EDUC K - 5	329	400	367
SINGLE	<a href="#">1301-048-0100</a>	NAT01 FORT CASPAR ACADEMY	ACTIVE	EDUC K - 5	405	437	391
SINGLE	<a href="#">1301-050-0100</a>	NAT01 SUMMIT ES	ACTIVE	EDUC K - 5	442	458	410
SINGLE	<a href="#">1301-052-0100</a>	NAT01 LINCOLN ES	ACTIVE	EDUC K - 5	386	486	439
<b>IN-TOWN Sub-Total:</b>					<b>5167</b>	<b>5918</b>	<b>5289</b>



# SCHOOL FACILITIES CAPACITY REPORT

## NATRONA COUNTY SCHOOL DISTRICT #1

### ELEMENTARY SCHOOL

#### CASPER

##### RURAL

Capacity Type	AiM Bldg #	Description	Status	Grade Config	10/01/2022		
					Enrollment	Capacity Un-Restrict	Capacity Restrict
SINGLE	<a href="#">1301-021-0103</a>	NAT01 RED CREEK ES MODULAR	ACTIVE	EDUC K - 5	8	30	30
<b>RURAL Sub-Total:</b>					<b>8</b>	<b>30</b>	<b>30</b>
<b>CASPER Sub-Total:</b>					<b>5175</b>	<b>5948</b>	<b>5319</b>

#### EVANSVILLE

##### IN-TOWN

Capacity Type	AiM Bldg #	Description	Status	Grade Config	10/01/2022		
					Enrollment	Capacity Un-Restrict	Capacity Restrict
SINGLE	<a href="#">1301-004-0100</a>	NAT01 EVANSVILLE ES	ACTIVE	EDUC K - 5	287	366	334
<b>IN-TOWN Sub-Total:</b>					<b>287</b>	<b>366</b>	<b>334</b>
<b>EVANSVILLE Sub-Total:</b>					<b>287</b>	<b>366</b>	<b>334</b>
<b>ELEMENTARY SCHOOL Total:</b>					<b>5462</b>	<b>6314</b>	<b>5653</b>

### MIDDLE SCHOOL

#### CASPER

##### IN-TOWN

Capacity Type	AiM Bldg #	Description	Status	Grade Config	10/01/2022		
					Enrollment	Capacity Un-Restrict	Capacity Restrict
SINGLE	<a href="#">1301-019-0105</a>	NAT01 POISON SPIDER SCHOOL	ACTIVE	EDUC K - 8	188	461	440
SINGLE	<a href="#">1301-028-0100</a>	NAT01 WOODS LEARNING CENTER	ACTIVE	EDUC K - 8	181	179	161
SINGLE	<a href="#">1301-033-0100</a>	NAT01 DEAN MORGAN MS	ACTIVE	EDUC 6 - 8	700	1196	1196
SINGLE	<a href="#">1301-034-0100</a>	NAT01 CASPER CLASSICAL ACADEMY	ACTIVE	EDUC 6 - 9	456	888	888
SINGLE	<a href="#">1301-035-0100</a>	NAT01 CENTENNIAL MS	ACTIVE	EDUC 6 - 8	792	1046	1046
SINGLE	<a href="#">1301-049-0101</a>	NAT01 CY MS	ACTIVE	EDUC 6 - 8	790	885	885
<b>IN-TOWN Sub-Total:</b>					<b>3107</b>	<b>4655</b>	<b>4616</b>

# SCHOOL FACILITIES CAPACITY REPORT

## NATRONA COUNTY SCHOOL DISTRICT #1

### MIDDLE SCHOOL

#### CASPER

<b>CASPER Sub-Total:</b>	<b>3107</b>	<b>4655</b>	<b>4616</b>
<b>MIDDLE SCHOOL Total:</b>	<b>3107</b>	<b>4655</b>	<b>4616</b>

### HIGH SCHOOL

#### CASPER

#### ALTERNATIVE SCHOOL

10/01/2022

<u>Capacity Type</u>	<u>AiM Bldg #</u>	<u>Description</u>	<u>Status</u>	<u>Grade Config</u>	<u>Enrollment</u>	<u>Capacity Un-Restrict</u>	<u>Capacity Restrict</u>
ALTERNATIVE	<a href="#">1301-049-0102</a>	NAT01 ROOSEVELT HS	ACTIVE	EDUC 9 - 12	213		266
<b>ALTERNATIVE SCHOOL Sub-Total:</b>					<b>213</b>		<b>266</b>

#### IN-TOWN

10/01/2022

<u>Capacity Type</u>	<u>AiM Bldg #</u>	<u>Description</u>	<u>Status</u>	<u>Grade Config</u>	<u>Enrollment</u>	<u>Capacity Un-Restrict</u>	<u>Capacity Restrict</u>
CAMPUS	<a href="#">1027</a>	NAT01 NATRONA COUNTY HS - 1301-038-0100/NAT01 KELLY WALSH HS - 1301-036-0114/ NAT01 PATHWAYS INNOVATION CENTER - 1301-049-0100 - CAPACITY		EDUC 9 - 12	3759	4997	4997
<b>IN-TOWN Sub-Total:</b>					<b>3759</b>	<b>4997</b>	<b>4997</b>
<b>CASPER Sub-Total:</b>					<b>3972</b>	<b>4997</b>	<b>5263</b>

# SCHOOL FACILITIES CAPACITY REPORT

## NATRONA COUNTY SCHOOL DISTRICT #1

### HIGH SCHOOL

#### MIDWEST

#### RURAL

Capacity Type	AiM Bldg #	Description	Status	Grade Config	10/01/2022		
					Enrollment	Capacity Un-Restrict	Capacity Restrict
CAMPUS	<a href="#">1026</a>	NAT01 MIDWEST ES/MS/HS - 1301-037-0100 - CAPACITY		EDUC K - 12	138	498	475
<b>RURAL Sub-Total:</b>					<b>138</b>	<b>498</b>	<b>475</b>
<b>MIDWEST Sub-Total:</b>					<b>138</b>	<b>498</b>	<b>475</b>
<b>HIGH SCHOOL Total:</b>					<b>4110</b>	<b>5495</b>	<b>5738</b>

## NIOBRARA COUNTY SCHOOL DISTRICT #1

### ELEMENTARY SCHOOL

#### LANCE CREEK

#### RURAL

Capacity Type	AiM Bldg #	Description	Status	Grade Config	10/01/2022		
					Enrollment	Capacity Un-Restrict	Capacity Restrict
CAMPUS	<a href="#">1029</a>	NIO01 LANCE CREEK ES MODULAR - 1401-002-0100 - CAPACITY		EDUC K - 6	7	26	26
<b>RURAL Sub-Total:</b>					<b>7</b>	<b>26</b>	<b>26</b>
<b>LANCE CREEK Sub-Total:</b>					<b>7</b>	<b>26</b>	<b>26</b>
<b>ELEMENTARY SCHOOL Total:</b>					<b>7</b>	<b>26</b>	<b>26</b>

### MIDDLE SCHOOL

#### LUSK

#### IN-TOWN

Capacity Type	AiM Bldg #	Description	Status	Grade Config	10/01/2022		
					Enrollment	Capacity Un-Restrict	Capacity Restrict
SINGLE	<a href="#">1401-003-0100</a>	NIO01 LUSK ES/MS	ACTIVE	EDUC K - 8	185	508	470
<b>IN-TOWN Sub-Total:</b>					<b>185</b>	<b>508</b>	<b>470</b>
<b>LUSK Sub-Total:</b>					<b>185</b>	<b>508</b>	<b>470</b>

# SCHOOL FACILITIES CAPACITY REPORT

## NIORARA COUNTY SCHOOL DISTRICT #1

### MIDDLE SCHOOL

**MIDDLE SCHOOL Total: 185 508 470**

### HIGH SCHOOL

#### LUSK

#### IN-TOWN

Capacity Type	AiM Bldg #	Description	Status	Grade Config	10/01/2022		
					Enrollment	Capacity Un-Restrict	Capacity Restrict
CAMPUS	<a href="#">1030</a>	NIO01 NIOBRARA COUNTY HS - 1401-004-0100 - CAPACITY		EDUC 9 - 12	78	503	503
<b>IN-TOWN Sub-Total:</b>					<b>78</b>	<b>503</b>	<b>503</b>
<b>LUSK Sub-Total:</b>					<b>78</b>	<b>503</b>	<b>503</b>
<b>HIGH SCHOOL Total:</b>					<b>78</b>	<b>503</b>	<b>503</b>

## PARK COUNTY SCHOOL DISTRICT #1

### ELEMENTARY SCHOOL

#### CLARK

#### RURAL

Capacity Type	AiM Bldg #	Description	Status	Grade Config	10/01/2022		
					Enrollment	Capacity Un-Restrict	Capacity Restrict
SINGLE	<a href="#">1501-002-0100</a>	PAR01 CLARK ES	ACTIVE	EDUC K - 5	20	44	41
<b>RURAL Sub-Total:</b>					<b>20</b>	<b>44</b>	<b>41</b>
<b>CLARK Sub-Total:</b>					<b>20</b>	<b>44</b>	<b>41</b>

#### POWELL

#### IN-TOWN

Capacity Type	AiM Bldg #	Description	Status	Grade Config	10/01/2022		
					Enrollment	Capacity Un-Restrict	Capacity Restrict
SINGLE	<a href="#">1501-003-0100</a>	PAR01 PARKSIDE ES	ACTIVE	EDUC K - 5	206	213	202
SINGLE	<a href="#">1501-005-0101</a>	PAR01 WESTSIDE ES	ACTIVE	EDUC K - 5	315	412	350
SINGLE	<a href="#">1501-011-0100</a>	PAR01 SOUTHSIDE ES	ACTIVE	EDUC K - 5	302	404	347
<b>IN-TOWN Sub-Total:</b>					<b>823</b>	<b>1029</b>	<b>899</b>

# SCHOOL FACILITIES CAPACITY REPORT

## PARK COUNTY SCHOOL DISTRICT #1

### ELEMENTARY SCHOOL

#### POWELL

<b>POWELL Sub-Total:</b>	<b>823</b>	<b>1029</b>	<b>899</b>
<b>ELEMENTARY SCHOOL Total:</b>	<b>843</b>	<b>1073</b>	<b>940</b>

### MIDDLE SCHOOL

#### POWELL

#### IN-TOWN

<u>Capacity Type</u>	<u>AiM Bldg #</u>	<u>Description</u>	<u>Status</u>	<u>Grade Config</u>	10/01/2022		
					<u>Enrollment</u>	<u>Capacity Un-Restrict</u>	<u>Capacity Restrict</u>
SINGLE	<a href="#">1501-006-0109</a>	PAR01 POWELL MS	ACTIVE	EDUC 6 - 8	415	791	791
<b>IN-TOWN Sub-Total:</b>					<b>415</b>	<b>791</b>	<b>791</b>
<b>POWELL Sub-Total:</b>					<b>415</b>	<b>791</b>	<b>791</b>
<b>MIDDLE SCHOOL Total:</b>					<b>415</b>	<b>791</b>	<b>791</b>

### HIGH SCHOOL

#### POWELL

#### ALTERNATIVE SCHOOL

<u>Capacity Type</u>	<u>AiM Bldg #</u>	<u>Description</u>	<u>Status</u>	<u>Grade Config</u>	10/01/2022		
					<u>Enrollment</u>	<u>Capacity Un-Restrict</u>	<u>Capacity Restrict</u>
ALTERNATIVE	<a href="#">1501-007-0103</a>	PAR01 SHOSHONE LEARNING CENTER	ACTIVE	EDUC 9 - 12	19		30
<b>ALTERNATIVE SCHOOL Sub-Total:</b>					<b>19</b>		<b>30</b>

#### IN-TOWN

<u>Capacity Type</u>	<u>AiM Bldg #</u>	<u>Description</u>	<u>Status</u>	<u>Grade Config</u>	10/01/2022		
					<u>Enrollment</u>	<u>Capacity Un-Restrict</u>	<u>Capacity Restrict</u>
SINGLE	<a href="#">1501-009-0100</a>	PAR01 POWELL HS	ACTIVE	EDUC 9 - 12	572	850	850
<b>IN-TOWN Sub-Total:</b>					<b>572</b>	<b>850</b>	<b>850</b>
<b>POWELL Sub-Total:</b>					<b>591</b>	<b>850</b>	<b>880</b>
<b>HIGH SCHOOL Total:</b>					<b>591</b>	<b>850</b>	<b>880</b>

# SCHOOL FACILITIES CAPACITY REPORT

## PARK COUNTY SCHOOL DISTRICT #16

### HIGH SCHOOL

#### MEETEETSE

##### IN-TOWN

Capacity Type	AiM Bldg #	Description	Status	Grade Config	10/01/2022		
					Enrollment	Capacity Un-Restrict	Capacity Restrict
CAMPUS	<a href="#">1033</a>	PAR16 MEETEETSE ES/MS/HS - 1516-001-0101 - CAPACITY		EDUC K - 12	95	466	445
<b>IN-TOWN Sub-Total:</b>					<b>95</b>	<b>466</b>	<b>445</b>
<b>MEETEETSE Sub-Total:</b>					<b>95</b>	<b>466</b>	<b>445</b>
<b>HIGH SCHOOL Total:</b>					<b>95</b>	<b>466</b>	<b>445</b>

## PARK COUNTY SCHOOL DISTRICT #6

### ELEMENTARY SCHOOL

#### CODY

##### IN-TOWN

Capacity Type	AiM Bldg #	Description	Status	Grade Config	10/01/2022		
					Enrollment	Capacity Un-Restrict	Capacity Restrict
SINGLE	<a href="#">1506-002-0100</a>	PAR06 EASTSIDE ES	ACTIVE	EDUC K - 5	292	460	384
SINGLE	<a href="#">1506-006-0100</a>	PAR06 GLENN LIVINGSTON ES	ACTIVE	EDUC K - 5	295	437	359
SINGLE	<a href="#">1506-010-0100</a>	PAR06 SUNSET ES	ACTIVE	EDUC K - 5	311	393	356
<b>IN-TOWN Sub-Total:</b>					<b>898</b>	<b>1290</b>	<b>1099</b>

##### RURAL

Capacity Type	AiM Bldg #	Description	Status	Grade Config	10/01/2022		
					Enrollment	Capacity Un-Restrict	Capacity Restrict
SINGLE	<a href="#">1506-004-0100</a>	PAR06 VALLEY ES	ACTIVE	EDUC K - 5	7	31	29
<b>RURAL Sub-Total:</b>					<b>7</b>	<b>31</b>	<b>29</b>
<b>CODY Sub-Total:</b>					<b>905</b>	<b>1321</b>	<b>1128</b>

# SCHOOL FACILITIES CAPACITY REPORT

## PARK COUNTY SCHOOL DISTRICT #6

### ELEMENTARY SCHOOL

#### WAPITI

#### RURAL

Capacity Type	AiM Bldg #	Description	Status	Grade Config	10/01/2022		
					Enrollment	Capacity Un-Restrict	Capacity Restrict
SINGLE	<a href="#">1506-005-0100</a>	PAR06 WAPITI ES	ACTIVE	EDUC K - 5	13	52	51
<b>RURAL Sub-Total:</b>					<b>13</b>	<b>52</b>	<b>51</b>
<b>WAPITI Sub-Total:</b>					<b>13</b>	<b>52</b>	<b>51</b>
<b>ELEMENTARY SCHOOL Total:</b>					<b>918</b>	<b>1373</b>	<b>1179</b>

### MIDDLE SCHOOL

#### CODY

#### IN-TOWN

Capacity Type	AiM Bldg #	Description	Status	Grade Config	10/01/2022		
					Enrollment	Capacity Un-Restrict	Capacity Restrict
CAMPUS	<a href="#">1031</a>	PAR06 CODY MS - 1506-007-0100 - CAPACITY		EDUC 6 - 8	461	887	887
<b>IN-TOWN Sub-Total:</b>					<b>461</b>	<b>887</b>	<b>887</b>
<b>CODY Sub-Total:</b>					<b>461</b>	<b>887</b>	<b>887</b>
<b>MIDDLE SCHOOL Total:</b>					<b>461</b>	<b>887</b>	<b>887</b>

### HIGH SCHOOL

#### CODY

#### ALTERNATIVE SCHOOL/ ADMINISTRATION

Capacity Type	AiM Bldg #	Description	Status	Grade Config	10/01/2022		
					Enrollment	Capacity Un-Restrict	Capacity Restrict
SINGLE	<a href="#">1506-001-0111</a>	PAR06 ADMINISTRATION BLDG / HEART MOUNTAIN ACADEMY	ACTIVE	ADMINISTRAT	36	52	52
<b>ALTERNATIVE SCHOOL/ ADMINISTRATION Sub-Total:</b>					<b>36</b>	<b>52</b>	<b>52</b>

# SCHOOL FACILITIES CAPACITY REPORT

## PARK COUNTY SCHOOL DISTRICT #6

### HIGH SCHOOL

#### CODY

##### IN-TOWN

<u>Capacity Type</u>	<u>AiM Bldg #</u>	<u>Description</u>	<u>Status</u>	<u>Grade Config</u>	10/01/2022		
					<u>Enrollment</u>	<u>Capacity Un-Restrict</u>	<u>Capacity Restrict</u>
CAMPUS	<a href="#">1032</a>	PAR06 CODY HS - 1506-001-0100 - CAPACITY		EDUC 9 - 12	626	1300	1300
<b>IN-TOWN Sub-Total:</b>					<b>626</b>	<b>1300</b>	<b>1300</b>
<b>CODY Sub-Total:</b>					<b>662</b>	<b>1352</b>	<b>1352</b>
<b>HIGH SCHOOL Total:</b>					<b>662</b>	<b>1352</b>	<b>1352</b>

## PLATTE COUNTY SCHOOL DISTRICT #1

### ELEMENTARY SCHOOL

#### GLENDO

##### RURAL

<u>Capacity Type</u>	<u>AiM Bldg #</u>	<u>Description</u>	<u>Status</u>	<u>Grade Config</u>	10/01/2022		
					<u>Enrollment</u>	<u>Capacity Un-Restrict</u>	<u>Capacity Restrict</u>
SINGLE	<a href="#">1601-002-0100</a>	PLA01 GLENDO ES	ACTIVE	EDUC K - 6	22	102	92
<b>RURAL Sub-Total:</b>					<b>22</b>	<b>102</b>	<b>92</b>
<b>GLENDO Sub-Total:</b>					<b>22</b>	<b>102</b>	<b>92</b>

#### WHEATLAND

##### IN-TOWN

<u>Capacity Type</u>	<u>AiM Bldg #</u>	<u>Description</u>	<u>Status</u>	<u>Grade Config</u>	10/01/2022		
					<u>Enrollment</u>	<u>Capacity Un-Restrict</u>	<u>Capacity Restrict</u>
SINGLE	<a href="#">1601-003-0100</a>	PLA01 LIBBEY ES	ACTIVE	EDUC K - 2	196	334	283
SINGLE	<a href="#">1601-004-0100</a>	PLA01 WEST ES	ACTIVE	EDUC 3 - 5	188	356	318
<b>IN-TOWN Sub-Total:</b>					<b>384</b>	<b>690</b>	<b>601</b>
<b>WHEATLAND Sub-Total:</b>					<b>384</b>	<b>690</b>	<b>601</b>
<b>ELEMENTARY SCHOOL Total:</b>					<b>406</b>	<b>792</b>	<b>693</b>



# SCHOOL FACILITIES CAPACITY REPORT

## PLATTE COUNTY SCHOOL DISTRICT #1

### MIDDLE SCHOOL

#### WHEATLAND

##### IN-TOWN

<u>Capacity Type</u>	<u>AiM Bldg #</u>	<u>Description</u>	<u>Status</u>	<u>Grade Config</u>	10/01/2022		
					<u>Enrollment</u>	<u>Capacity Un-Restrict</u>	<u>Capacity Restrict</u>
SINGLE	<a href="#">1601-012-0100</a>	PLA01 WHEATLAND MS	ACTIVE	EDUC 6 - 8	185	751	751
<b>IN-TOWN Sub-Total:</b>					<b>185</b>	<b>751</b>	<b>751</b>
<b>WHEATLAND Sub-Total:</b>					<b>185</b>	<b>751</b>	<b>751</b>
<b>MIDDLE SCHOOL Total:</b>					<b>185</b>	<b>751</b>	<b>751</b>

### HIGH SCHOOL

#### CHUGWATER

##### RURAL

<u>Capacity Type</u>	<u>AiM Bldg #</u>	<u>Description</u>	<u>Status</u>	<u>Grade Config</u>	10/01/2022		
					<u>Enrollment</u>	<u>Capacity Un-Restrict</u>	<u>Capacity Restrict</u>
SINGLE	<a href="#">1601-006-0101</a>	PLA01 CHUGWATER ES/MS/HS	ACTIVE	EDUC K - 12	28	269	269
<b>RURAL Sub-Total:</b>					<b>28</b>	<b>269</b>	<b>269</b>
<b>CHUGWATER Sub-Total:</b>					<b>28</b>	<b>269</b>	<b>269</b>

#### GLENDO

##### RURAL

<u>Capacity Type</u>	<u>AiM Bldg #</u>	<u>Description</u>	<u>Status</u>	<u>Grade Config</u>	10/01/2022		
					<u>Enrollment</u>	<u>Capacity Un-Restrict</u>	<u>Capacity Restrict</u>
CAMPUS	<a href="#">1034</a>	PLA01 GLENDO MS/HS - 1601-008-0100 - CAPACITY		EDUC 7 - 12	8	287	287
<b>RURAL Sub-Total:</b>					<b>8</b>	<b>287</b>	<b>287</b>
<b>GLENDO Sub-Total:</b>					<b>8</b>	<b>287</b>	<b>287</b>

# SCHOOL FACILITIES CAPACITY REPORT

## PLATTE COUNTY SCHOOL DISTRICT #1

### HIGH SCHOOL

#### WHEATLAND

#### ALTERNATIVE SCHOOL

Capacity Type	AiM Bldg #	Description	Status	Grade Config	10/01/2022		
					Enrollment	Capacity Un-Restrict	Capacity Restrict
ALTERNATIVE	<a href="#">1601-007-0107</a>	PLA01 WHEATLAND HS - EAST WING BUILDING (PEAK HS)	ACTIVE	EDUC 9 - 12	15		36
<b>ALTERNATIVE SCHOOL Sub-Total:</b>					<b>15</b>		<b>36</b>

#### IN-TOWN

Capacity Type	AiM Bldg #	Description	Status	Grade Config	10/01/2022		
					Enrollment	Capacity Un-Restrict	Capacity Restrict
CAMPUS	<a href="#">1035</a>	PLA01 WHEATLAND HS - ACTIVITIES BLDG MAIN BLDG - 1601-007-0102 - CAPACITY		EDUC 9 - 12	271	650	650
<b>IN-TOWN Sub-Total:</b>					<b>271</b>	<b>650</b>	<b>650</b>
<b>WHEATLAND Sub-Total:</b>					<b>286</b>	<b>650</b>	<b>686</b>
<b>HIGH SCHOOL Total:</b>					<b>322</b>	<b>1206</b>	<b>1242</b>

## PLATTE COUNTY SCHOOL DISTRICT #2

### HIGH SCHOOL

#### GUERNSEY

#### IN-TOWN

Capacity Type	AiM Bldg #	Description	Status	Grade Config	10/01/2022		
					Enrollment	Capacity Un-Restrict	Capacity Restrict
SINGLE	<a href="#">1602-001-0101</a>	PLA02 GUERNSEY-SUNRISE ES/MS/HS	ACTIVE	EDUC K - 12	209	691	691
<b>IN-TOWN Sub-Total:</b>					<b>209</b>	<b>691</b>	<b>691</b>
<b>GUERNSEY Sub-Total:</b>					<b>209</b>	<b>691</b>	<b>691</b>
<b>HIGH SCHOOL Total:</b>					<b>209</b>	<b>691</b>	<b>691</b>

# SCHOOL FACILITIES CAPACITY REPORT

## SHERIDAN COUNTY SCHOOL DISTRICT #1

### ELEMENTARY SCHOOL

#### PARKMAN

##### RURAL

Capacity Type	AiM Bldg #	Description	Status	Grade Config	10/01/2022		
					Enrollment	Capacity Un-Restrict	Capacity Restrict
CAMPUS	<a href="#">1036</a>	SHE01 SLACK ES - 1701-002-0100 - CAPACITY		EDUC K - 5	7	17	17
<b>RURAL Sub-Total:</b>					<b>7</b>	<b>17</b>	<b>17</b>
<b>PARKMAN Sub-Total:</b>					<b>7</b>	<b>17</b>	<b>17</b>

#### RANCHESTER

##### IN-TOWN

Capacity Type	AiM Bldg #	Description	Status	Grade Config	10/01/2022		
					Enrollment	Capacity Un-Restrict	Capacity Restrict
SINGLE	<a href="#">1701-008-0100</a>	SHE01 TONGUE RIVER ES	ACTIVE	EDUC K - 5	228	370	336
<b>IN-TOWN Sub-Total:</b>					<b>228</b>	<b>370</b>	<b>336</b>
<b>RANCHESTER Sub-Total:</b>					<b>228</b>	<b>370</b>	<b>336</b>

#### SHERIDAN

##### IN-TOWN

Capacity Type	AiM Bldg #	Description	Status	Grade Config	10/01/2022		
					Enrollment	Capacity Un-Restrict	Capacity Restrict
SINGLE	<a href="#">1701-001-0111</a>	SHE01 BIG HORN ES	ACTIVE	EDUC K - 5	208	274	245
<b>IN-TOWN Sub-Total:</b>					<b>208</b>	<b>274</b>	<b>245</b>
<b>SHERIDAN Sub-Total:</b>					<b>208</b>	<b>274</b>	<b>245</b>
<b>ELEMENTARY SCHOOL Total:</b>					<b>443</b>	<b>661</b>	<b>598</b>

### MIDDLE SCHOOL

#### RANCHESTER

##### IN-TOWN

Capacity Type	AiM Bldg #	Description	Status	Grade Config	10/01/2022		
					Enrollment	Capacity Un-Restrict	Capacity Restrict
SINGLE	<a href="#">1701-004-0101</a>	SHE01 TONGUE RIVER MS	ACTIVE	EDUC 6 - 8	133	246	246

# SCHOOL FACILITIES CAPACITY REPORT

## SHERIDAN COUNTY SCHOOL DISTRICT #1

### MIDDLE SCHOOL

#### RANCHESTER

##### IN-TOWN

<u>Capacity Type</u>	<u>AiM Bldg #</u>	<u>Description</u>	<u>Status</u>	<u>Grade Config</u>	10/01/2022 <u>Enrollment</u>	<u>Capacity Un-Restrict</u>	<u>Capacity Restrict</u>
<b>IN-TOWN Sub-Total:</b>					<b>133</b>	<b>246</b>	<b>246</b>
<b>RANCHESTER Sub-Total:</b>					<b>133</b>	<b>246</b>	<b>246</b>
<b>MIDDLE SCHOOL Total:</b>					<b>133</b>	<b>246</b>	<b>246</b>

### HIGH SCHOOL

#### BIG HORN

##### IN-TOWN

<u>Capacity Type</u>	<u>AiM Bldg #</u>	<u>Description</u>	<u>Status</u>	<u>Grade Config</u>	10/01/2022 <u>Enrollment</u>	<u>Capacity Un-Restrict</u>	<u>Capacity Restrict</u>
SINGLE	<a href="#">1701-001-0110</a>	SHE01 BIG HORN JHS/HS	ACTIVE	EDUC 6 - 12	275	725	725
<b>IN-TOWN Sub-Total:</b>					<b>275</b>	<b>725</b>	<b>725</b>
<b>BIG HORN Sub-Total:</b>					<b>275</b>	<b>725</b>	<b>725</b>

#### DAYTON

##### IN-TOWN

<u>Capacity Type</u>	<u>AiM Bldg #</u>	<u>Description</u>	<u>Status</u>	<u>Grade Config</u>	10/01/2022 <u>Enrollment</u>	<u>Capacity Un-Restrict</u>	<u>Capacity Restrict</u>
SINGLE	<a href="#">1701-006-0102</a>	SHE01 TONGUE RIVER HS	ACTIVE	EDUC 9 - 12	173	518	518
<b>IN-TOWN Sub-Total:</b>					<b>173</b>	<b>518</b>	<b>518</b>
<b>DAYTON Sub-Total:</b>					<b>173</b>	<b>518</b>	<b>518</b>
<b>HIGH SCHOOL Total:</b>					<b>448</b>	<b>1243</b>	<b>1243</b>

# SCHOOL FACILITIES CAPACITY REPORT

## SHERIDAN COUNTY SCHOOL DISTRICT #2

### ELEMENTARY SCHOOL

#### SHERIDAN

#### IN-TOWN

Capacity Type	AiM Bldg #	Description	Status	Grade Config	10/01/2022		
					Enrollment	Capacity Un-Restrict	Capacity Restrict
SINGLE	<a href="#">1702-003-0101</a>	SHE02 HENRY A. COFFEEN ES	ACTIVE	EDUC K - 5	302	388	347
SINGLE	<a href="#">1702-007-0101</a>	SHE02 MEADOWLARK ES	ACTIVE	EDUC K - 5	314	379	344
SINGLE	<a href="#">1702-008-0100</a>	SHE02 SAGEBRUSH ES	ACTIVE	EDUC K - 5	326	435	361
SINGLE	<a href="#">1702-016-0100</a>	SHE02 HIGHLAND PARK ES	ACTIVE	EDUC K - 5	295	414	355
SINGLE	<a href="#">1702-018-0100</a>	SHE02 WOODLAND PARK ES	ACTIVE	EDUC K - 5	298	371	330
<b>IN-TOWN Sub-Total:</b>					<b>1535</b>	<b>1987</b>	<b>1737</b>
<b>SHERIDAN Sub-Total:</b>					<b>1535</b>	<b>1987</b>	<b>1737</b>

# SCHOOL FACILITIES CAPACITY REPORT

## SHERIDAN COUNTY SCHOOL DISTRICT #2

### ELEMENTARY SCHOOL

#### STORY

##### RURAL

Capacity Type	AiM Bldg #	Description	Status	Grade Config	10/01/2022		
					Enrollment	Capacity Un-Restrict	Capacity Restrict
SINGLE	<a href="#">1702-005-0100</a>	SHE02 STORY ES	ACTIVE	EDUC K - 5	37	57	52
<b>RURAL Sub-Total:</b>					<b>37</b>	<b>57</b>	<b>52</b>
<b>STORY Sub-Total:</b>					<b>37</b>	<b>57</b>	<b>52</b>
<b>ELEMENTARY SCHOOL Total:</b>					<b>1572</b>	<b>2044</b>	<b>1789</b>

### MIDDLE SCHOOL

#### SHERIDAN

##### IN-TOWN

Capacity Type	AiM Bldg #	Description	Status	Grade Config	10/01/2022		
					Enrollment	Capacity Un-Restrict	Capacity Restrict
CAMPUS	<a href="#">1037</a>	SHE02 SHERIDAN JHS - 1702-010-0101 - CAPACITY		EDUC 6 - 8	863	1343	1343
<b>IN-TOWN Sub-Total:</b>					<b>863</b>	<b>1343</b>	<b>1343</b>
<b>SHERIDAN Sub-Total:</b>					<b>863</b>	<b>1343</b>	<b>1343</b>
<b>MIDDLE SCHOOL Total:</b>					<b>863</b>	<b>1343</b>	<b>1343</b>

### HIGH SCHOOL

#### SHERIDAN

##### ALTERNATIVE SCHOOL

Capacity Type	AiM Bldg #	Description	Status	Grade Config	10/01/2022		
					Enrollment	Capacity Un-Restrict	Capacity Restrict
ALTERNATIVE	<a href="#">1702-021-0100</a>	SHE02 NEW JOHN SCHIFFER ALTERNATIVE SCHOOL ON SHERIDAN COLLEGE CAMPUS	ACTIVE	EDUC 9 - 12	70		126
<b>ALTERNATIVE SCHOOL Sub-Total:</b>					<b>70</b>		<b>126</b>

# SCHOOL FACILITIES CAPACITY REPORT

## SHERIDAN COUNTY SCHOOL DISTRICT #2

### HIGH SCHOOL

#### SHERIDAN

#### IN-TOWN

Capacity Type	AiM Bldg #	Description	Status	Grade Config	10/01/2022		
					Enrollment	Capacity Un-Restrict	Capacity Restrict
SINGLE	<a href="#">1702-011-0100</a>	SHE02 SHERIDAN HS	ACTIVE	EDUC 9 - 12	1079	1652	1652
<b>IN-TOWN Sub-Total:</b>					<b>1079</b>	<b>1652</b>	<b>1652</b>
<b>SHERIDAN Sub-Total:</b>					<b>1149</b>	<b>1652</b>	<b>1778</b>
<b>HIGH SCHOOL Total:</b>					<b>1149</b>	<b>1652</b>	<b>1778</b>

## SHERIDAN COUNTY SCHOOL DISTRICT #3

### HIGH SCHOOL

#### CLEARMONT

#### IN-TOWN

Capacity Type	AiM Bldg #	Description	Status	Grade Config	10/01/2022		
					Enrollment	Capacity Un-Restrict	Capacity Restrict
CAMPUS	<a href="#">1038</a>	SHE03 ARVADA-CLEARMONT JHS/HS - 1703-003-0100 - CAPACITY		EDUC K - 12	81	243	242
<b>IN-TOWN Sub-Total:</b>					<b>81</b>	<b>243</b>	<b>242</b>
<b>CLEARMONT Sub-Total:</b>					<b>81</b>	<b>243</b>	<b>242</b>
<b>HIGH SCHOOL Total:</b>					<b>81</b>	<b>243</b>	<b>242</b>

## SUBLETTE COUNTY SCHOOL DISTRICT #1

### ELEMENTARY SCHOOL

#### BONDURANT

#### RURAL

Capacity Type	AiM Bldg #	Description	Status	Grade Config	10/01/2022		
					Enrollment	Capacity Un-Restrict	Capacity Restrict
SINGLE	<a href="#">1801-002-0100</a>	SUB01 BONDURANT ES	ACTIVE	EDUC K - 3	4	18	18
<b>RURAL Sub-Total:</b>					<b>4</b>	<b>18</b>	<b>18</b>

# SCHOOL FACILITIES CAPACITY REPORT

## SUBLETTE COUNTY SCHOOL DISTRICT #1

### ELEMENTARY SCHOOL

#### BONDURANT

**BONDURANT Sub-Total:** 4 18 18

#### PINEDALE

##### IN-TOWN

Capacity Type	AiM Bldg #	Description	Status	Grade Config	10/01/2022		
					Enrollment	Capacity Un-Restrict	Capacity Restrict
SINGLE	<a href="#">1801-013-0100</a>	SUB01 PINEDALE ES	ACTIVE	EDUC K - 5	471	660	580
<b>IN-TOWN Sub-Total:</b>					<b>471</b>	<b>660</b>	<b>580</b>
<b>PINEDALE Sub-Total:</b>					<b>471</b>	<b>660</b>	<b>580</b>
<b>ELEMENTARY SCHOOL Total:</b>					<b>475</b>	<b>678</b>	<b>598</b>

### MIDDLE SCHOOL

#### PINEDALE

##### IN-TOWN

Capacity Type	AiM Bldg #	Description	Status	Grade Config	10/01/2022		
					Enrollment	Capacity Un-Restrict	Capacity Restrict
SINGLE	<a href="#">1801-004-0100</a>	SUB01 PINEDALE MS	ACTIVE	EDUC 6 - 8	247	424	424
<b>IN-TOWN Sub-Total:</b>					<b>247</b>	<b>424</b>	<b>424</b>
<b>PINEDALE Sub-Total:</b>					<b>247</b>	<b>424</b>	<b>424</b>
<b>MIDDLE SCHOOL Total:</b>					<b>247</b>	<b>424</b>	<b>424</b>

### HIGH SCHOOL

#### PINEDALE

##### ALTERNATIVE SCHOOL

Capacity Type	AiM Bldg #	Description	Status	Grade Config	10/01/2022		
					Enrollment	Capacity Un-Restrict	Capacity Restrict
SINGLE	<a href="#">1801-003-0100</a>	SUB01 PINEDALE ADMINISTRATION / SKYLINE ACADEMY / BOCES	ACTIVE	EDUC 9 - 12	30	359	353
<b>ALTERNATIVE SCHOOL Sub-Total:</b>					<b>30</b>	<b>359</b>	<b>353</b>



# SCHOOL FACILITIES CAPACITY REPORT

## SUBLETTE COUNTY SCHOOL DISTRICT #1

### HIGH SCHOOL

#### PINEDALE

##### IN-TOWN

<u>Capacity Type</u>	<u>AiM Bldg #</u>	<u>Description</u>	<u>Status</u>	<u>Grade Config</u>	10/01/2022		
					<u>Enrollment</u>	<u>Capacity Un-Restrict</u>	<u>Capacity Restrict</u>
CAMPUS	<a href="#">1039</a>	SUB01 PINEDALE HS - 1801-005-0100 - CAPACITY		EDUC 9 - 12	339	675	675
<b>IN-TOWN Sub-Total:</b>					<b>339</b>	<b>675</b>	<b>675</b>
<b>PINEDALE Sub-Total:</b>					<b>369</b>	<b>1034</b>	<b>1028</b>
<b>HIGH SCHOOL Total:</b>					<b>369</b>	<b>1034</b>	<b>1028</b>

## SUBLETTE COUNTY SCHOOL DISTRICT #9

### ELEMENTARY SCHOOL

#### BIG PINEY

##### IN-TOWN

<u>Capacity Type</u>	<u>AiM Bldg #</u>	<u>Description</u>	<u>Status</u>	<u>Grade Config</u>	10/01/2022		
					<u>Enrollment</u>	<u>Capacity Un-Restrict</u>	<u>Capacity Restrict</u>
SINGLE	<a href="#">1809-004-0102</a>	SUB09 BIG PINEY ES	ACTIVE	EDUC K - 5	149	352	302
<b>IN-TOWN Sub-Total:</b>					<b>149</b>	<b>352</b>	<b>302</b>
<b>BIG PINEY Sub-Total:</b>					<b>149</b>	<b>352</b>	<b>302</b>

#### LABARGE

##### RURAL

<u>Capacity Type</u>	<u>AiM Bldg #</u>	<u>Description</u>	<u>Status</u>	<u>Grade Config</u>	10/01/2022		
					<u>Enrollment</u>	<u>Capacity Un-Restrict</u>	<u>Capacity Restrict</u>
SINGLE	<a href="#">1809-003-0100</a>	SUB09 LABARGE ES	ACTIVE	EDUC K - 5	42	123	115
<b>RURAL Sub-Total:</b>					<b>42</b>	<b>123</b>	<b>115</b>
<b>LABARGE Sub-Total:</b>					<b>42</b>	<b>123</b>	<b>115</b>
<b>ELEMENTARY SCHOOL Total:</b>					<b>191</b>	<b>475</b>	<b>417</b>

# SCHOOL FACILITIES CAPACITY REPORT

## SUBLETTE COUNTY SCHOOL DISTRICT #9

### MIDDLE SCHOOL

#### BIG PINEY

##### IN-TOWN

Capacity Type	AiM Bldg #	Description	Status	Grade Config	10/01/2022		
					Enrollment	Capacity Un-Restrict	Capacity Restrict
CAMPUS	<a href="#">1040</a>	SUB09 BIG PINEY MS - 1809-004-0100 - CAPACITY		EDUC 6 - 8	92	408	408
<b>IN-TOWN Sub-Total:</b>					<b>92</b>	<b>408</b>	<b>408</b>
<b>BIG PINEY Sub-Total:</b>					<b>92</b>	<b>408</b>	<b>408</b>
<b>MIDDLE SCHOOL Total:</b>					<b>92</b>	<b>408</b>	<b>408</b>

### HIGH SCHOOL

#### BIG PINEY

##### IN-TOWN

Capacity Type	AiM Bldg #	Description	Status	Grade Config	10/01/2022		
					Enrollment	Capacity Un-Restrict	Capacity Restrict
CAMPUS	<a href="#">1041</a>	SUB09 BIG PINEY HS - 1809-005-0100 - CAPACITY		EDUC 9 - 12	157	682	682
<b>IN-TOWN Sub-Total:</b>					<b>157</b>	<b>682</b>	<b>682</b>
<b>BIG PINEY Sub-Total:</b>					<b>157</b>	<b>682</b>	<b>682</b>
<b>HIGH SCHOOL Total:</b>					<b>157</b>	<b>682</b>	<b>682</b>

## SWEETWATER COUNTY SCHOOL DISTRICT #1

### ELEMENTARY SCHOOL

#### ROCK SPRINGS

##### IN-TOWN

Capacity Type	AiM Bldg #	Description	Status	Grade Config	10/01/2022		
					Enrollment	Capacity Un-Restrict	Capacity Restrict
SINGLE	<a href="#">1901-003-0100</a>	SWE01 DESERT VIEW ES	ACTIVE	EDUC K - 3	196	380	335
SINGLE	<a href="#">1901-010-0100</a>	SWE01 WALNUT ES	ACTIVE	EDUC K - 3	212	259	222
SINGLE	<a href="#">1901-013-0100</a>	SWE01 NORTH PARK ES	ACTIVE	EDUC K - 3	171	343	306

# SCHOOL FACILITIES CAPACITY REPORT

## SWEETWATER COUNTY SCHOOL DISTRICT #1

### ELEMENTARY SCHOOL

#### ROCK SPRINGS

##### IN-TOWN

Capacity Type	AiM Bldg #	Description	Status	Grade Config	10/01/2022		
					Enrollment	Capacity Un-Restrict	Capacity Restrict
SINGLE	<a href="#">1901-015-0105</a>	SWE01 EASTSIDE ES	ACTIVE	EDUC 4 - 6	515	537	537
SINGLE	<a href="#">1901-020-0100</a>	SWE01 SAGE ES	ACTIVE	EDUC K - 3	384	394	338
SINGLE	<a href="#">1901-023-0100</a>	SWE01 PILOT BUTTE ES	ACTIVE	EDUC 4 - 6	586	481	481
SINGLE	<a href="#">1901-025-0100</a>	SWE01 STAGECOACH ES	ACTIVE	EDUC K - 3	433	443	391
<b>IN-TOWN Sub-Total:</b>					<b>2497</b>	<b>2837</b>	<b>2610</b>
<b>ROCK SPRINGS Sub-Total:</b>					<b>2497</b>	<b>2837</b>	<b>2610</b>
<b>ELEMENTARY SCHOOL Total:</b>					<b>2497</b>	<b>2837</b>	<b>2610</b>

### MIDDLE SCHOOL

#### ROCK SPRINGS

##### IN-TOWN

Capacity Type	AiM Bldg #	Description	Status	Grade Config	10/01/2022		
					Enrollment	Capacity Un-Restrict	Capacity Restrict
SINGLE	<a href="#">1901-016-0100</a>	SWE01 ROCK SPRINGS JHS	ACTIVE	EDUC 7 - 8	752	1164	1164
<b>IN-TOWN Sub-Total:</b>					<b>752</b>	<b>1164</b>	<b>1164</b>
<b>ROCK SPRINGS Sub-Total:</b>					<b>752</b>	<b>1164</b>	<b>1164</b>

#### WAMSUTTER

##### RURAL

Capacity Type	AiM Bldg #	Description	Status	Grade Config	10/01/2022		
					Enrollment	Capacity Un-Restrict	Capacity Restrict
SINGLE	<a href="#">1901-002-0100</a>	SWE01 DESERT ES/MS	ACTIVE	EDUC K - 8	25	356	344
<b>RURAL Sub-Total:</b>					<b>25</b>	<b>356</b>	<b>344</b>
<b>WAMSUTTER Sub-Total:</b>					<b>25</b>	<b>356</b>	<b>344</b>
<b>MIDDLE SCHOOL Total:</b>					<b>777</b>	<b>1520</b>	<b>1508</b>

# SCHOOL FACILITIES CAPACITY REPORT

## SWEETWATER COUNTY SCHOOL

### DISTRICT #1

#### HIGH SCHOOL

##### FARSON

##### RURAL

Capacity Type	AiM Bldg #	Description	Status	Grade Config	10/01/2022		
					Enrollment	Capacity Un-Restrict	Capacity Restrict
SINGLE	<a href="#">1901-017-0116</a>	SWE01 FARSON-EDEN ES/MS/HS	ACTIVE	EDUC K - 12	139	463	455
<b>RURAL Sub-Total:</b>					<b>139</b>	<b>463</b>	<b>455</b>
<b>FARSON Sub-Total:</b>					<b>139</b>	<b>463</b>	<b>455</b>

##### ROCK SPRINGS

##### ALTERNATIVE SCHOOL

Capacity Type	AiM Bldg #	Description	Status	Grade Config	10/01/2022		
					Enrollment	Capacity Un-Restrict	Capacity Restrict
ALTERNATIVE	<a href="#">1901-024-0100</a>	SWE01 BLACK BUTTE HS	ACTIVE	EDUC 9 - 12	102		125
<b>ALTERNATIVE SCHOOL Sub-Total:</b>					<b>102</b>		<b>125</b>

##### IN-TOWN

Capacity Type	AiM Bldg #	Description	Status	Grade Config	10/01/2022		
					Enrollment	Capacity Un-Restrict	Capacity Restrict
CAMPUS	<a href="#">1050</a>	SWE01 ROCKSPRINGS HS - 1901-018-0100 - CAPACITY		EDUC 9 - 12	1420	2091	2091
<b>IN-TOWN Sub-Total:</b>					<b>1420</b>	<b>2091</b>	<b>2091</b>
<b>ROCK SPRINGS Sub-Total:</b>					<b>1522</b>	<b>2091</b>	<b>2216</b>
<b>HIGH SCHOOL Total:</b>					<b>1661</b>	<b>2554</b>	<b>2671</b>

# SCHOOL FACILITIES CAPACITY REPORT

## SWEETWATER COUNTY SCHOOL DISTRICT #2

### ELEMENTARY SCHOOL

#### GRANGER

##### RURAL

Capacity Type	AiM Bldg #	Description	Status	Grade Config	10/01/2022		
					Enrollment	Capacity Un-Restrict	Capacity Restrict
SINGLE	<a href="#">1902-002-0106</a>	SWE02 GRANGER ES	ACTIVE	EDUC K - 5	4	16	16
<b>RURAL Sub-Total:</b>					<b>4</b>	<b>16</b>	<b>16</b>
<b>GRANGER Sub-Total:</b>					<b>4</b>	<b>16</b>	<b>16</b>

#### GREEN RIVER

##### IN-TOWN

Capacity Type	AiM Bldg #	Description	Status	Grade Config	10/01/2022		
					Enrollment	Capacity Un-Restrict	Capacity Restrict
SINGLE	<a href="#">1902-003-0100</a>	SWE02 HARRISON ES	ACTIVE	EDUC K - 5	230	343	306
SINGLE	<a href="#">1902-006-0100</a>	SWE02 WASHINGTON ES	ACTIVE	EDUC K - 5	207	269	264
SINGLE	<a href="#">1902-009-0100</a>	SWE02 TRUMAN ES	ACTIVE	EDUC K - 5	290	331	316
SINGLE	<a href="#">1902-011-0100</a>	SWE02 MONROE ES	ACTIVE	EDUC K - 5	313	390	366
<b>IN-TOWN Sub-Total:</b>					<b>1040</b>	<b>1333</b>	<b>1252</b>
<b>GREEN RIVER Sub-Total:</b>					<b>1040</b>	<b>1333</b>	<b>1252</b>

#### MCKINNON

##### RURAL

Capacity Type	AiM Bldg #	Description	Status	Grade Config	10/01/2022		
					Enrollment	Capacity Un-Restrict	Capacity Restrict
SINGLE	<a href="#">1902-004-0100</a>	SWE02 MCKINNON ES	ACTIVE	EDUC K - 6	16	34	34
<b>RURAL Sub-Total:</b>					<b>16</b>	<b>34</b>	<b>34</b>
<b>MCKINNON Sub-Total:</b>					<b>16</b>	<b>34</b>	<b>34</b>
<b>ELEMENTARY SCHOOL Total:</b>					<b>1060</b>	<b>1383</b>	<b>1302</b>

# SCHOOL FACILITIES CAPACITY REPORT

## SWEETWATER COUNTY SCHOOL DISTRICT #2

### MIDDLE SCHOOL

#### GREEN RIVER

##### IN-TOWN

Capacity Type	AiM Bldg #	Description	Status	Grade Config	10/01/2022		
					Enrollment	Capacity Un-Restrict	Capacity Restrict
SINGLE	<a href="#">1902-010-0100</a>	SWE02 LINCOLN MS	ACTIVE	EDUC 6 - 8	554	1015	1015
<b>IN-TOWN Sub-Total:</b>					<b>554</b>	<b>1015</b>	<b>1015</b>
<b>GREEN RIVER Sub-Total:</b>					<b>554</b>	<b>1015</b>	<b>1015</b>

#### KEMMERER

##### RURAL

Capacity Type	AiM Bldg #	Description	Status	Grade Config	10/01/2022		
					Enrollment	Capacity Un-Restrict	Capacity Restrict
SINGLE	<a href="#">1902-005-0101</a>	SWE02 THOMAN RANCH ES/MS MODULAR	ACTIVE	EDUC K - 8	1	16	16
<b>RURAL Sub-Total:</b>					<b>1</b>	<b>16</b>	<b>16</b>
<b>KEMMERER Sub-Total:</b>					<b>1</b>	<b>16</b>	<b>16</b>
<b>MIDDLE SCHOOL Total:</b>					<b>555</b>	<b>1031</b>	<b>1031</b>

### HIGH SCHOOL

#### GREEN RIVER

##### ALTERNATIVE SCHOOL

Capacity Type	AiM Bldg #	Description	Status	Grade Config	10/01/2022		
					Enrollment	Capacity Un-Restrict	Capacity Restrict
ALTERNATIVE	<a href="#">1902-014-0100</a>	SWE02 EXPEDITION ACADEMY HS	ACTIVE	EDUC 9 - 12	40		81
<b>ALTERNATIVE SCHOOL Sub-Total:</b>					<b>40</b>		<b>81</b>

##### IN-TOWN

Capacity Type	AiM Bldg #	Description	Status	Grade Config	10/01/2022		
					Enrollment	Capacity Un-Restrict	Capacity Restrict
SINGLE	<a href="#">1902-012-0100</a>	SWE02 GREEN RIVER HS	ACTIVE	EDUC 9 - 12	739	1697	1695

# SCHOOL FACILITIES CAPACITY REPORT

## SWEETWATER COUNTY SCHOOL DISTRICT #2

### HIGH SCHOOL

#### GREEN RIVER

#### IN-TOWN

<u>Capacity Type</u>	<u>AiM Bldg #</u>	<u>Description</u>	<u>Status</u>	<u>Grade Config</u>	10/01/2022		
					<u>Enrollment</u>	<u>Capacity Un-Restrict</u>	<u>Capacity Restrict</u>
<b>IN-TOWN Sub-Total:</b>					<b>739</b>	<b>1697</b>	<b>1695</b>
<b>GREEN RIVER Sub-Total:</b>					<b>779</b>	<b>1697</b>	<b>1776</b>
<b>HIGH SCHOOL Total:</b>					<b>779</b>	<b>1697</b>	<b>1776</b>

## TETON COUNTY SCHOOL DISTRICT #1

### ELEMENTARY SCHOOL

#### ALTA

#### RURAL

<u>Capacity Type</u>	<u>AiM Bldg #</u>	<u>Description</u>	<u>Status</u>	<u>Grade Config</u>	10/01/2022		
					<u>Enrollment</u>	<u>Capacity Un-Restrict</u>	<u>Capacity Restrict</u>
SINGLE	<a href="#">2001-003-0100</a>	TET01 ALTA ES	ACTIVE	EDUC K - 5	40	86	82
<b>RURAL Sub-Total:</b>					<b>40</b>	<b>86</b>	<b>82</b>
<b>ALTA Sub-Total:</b>					<b>40</b>	<b>86</b>	<b>82</b>

#### JACKSON

#### IN-TOWN

<u>Capacity Type</u>	<u>AiM Bldg #</u>	<u>Description</u>	<u>Status</u>	<u>Grade Config</u>	10/01/2022		
					<u>Enrollment</u>	<u>Capacity Un-Restrict</u>	<u>Capacity Restrict</u>
SINGLE	<a href="#">2001-004-0102</a>	TET01 DAVEY JACKSON ES	ACTIVE	EDUC K - 5	295	526	482
SINGLE	<a href="#">2001-008-0100</a>	TET01 JOHN COLTER ES	ACTIVE	EDUC K - 5	293	448	403
SINGLE	<a href="#">2001-017-0100</a>	TET01 MUNGER MOUNTAIN ES	ACTIVE	EDUC K - 5	366	587	537
<b>IN-TOWN Sub-Total:</b>					<b>954</b>	<b>1561</b>	<b>1422</b>
<b>JACKSON Sub-Total:</b>					<b>954</b>	<b>1561</b>	<b>1422</b>

# SCHOOL FACILITIES CAPACITY REPORT

## TETON COUNTY SCHOOL DISTRICT #1

### ELEMENTARY SCHOOL

#### KELLY

##### IN-TOWN

<u>Capacity Type</u>	<u>AiM Bldg #</u>	<u>Description</u>	<u>Status</u>	<u>Grade Config</u>	10/01/2022		
					<u>Enrollment</u>	<u>Capacity Un-Restrict</u>	<u>Capacity Restrict</u>
SINGLE	<a href="#">2001-005-0100</a>	TET01 KELLY ES	ACTIVE	EDUC K - 5	45	76	69
<b>IN-TOWN Sub-Total:</b>					<b>45</b>	<b>76</b>	<b>69</b>
<b>KELLY Sub-Total:</b>					<b>45</b>	<b>76</b>	<b>69</b>

#### MORAN

##### RURAL

<u>Capacity Type</u>	<u>AiM Bldg #</u>	<u>Description</u>	<u>Status</u>	<u>Grade Config</u>	10/01/2022		
					<u>Enrollment</u>	<u>Capacity Un-Restrict</u>	<u>Capacity Restrict</u>
SINGLE	<a href="#">2001-006-0100</a>	TET01 MORAN ES	ACTIVE	EDUC K - 5	10	35	35
<b>RURAL Sub-Total:</b>					<b>10</b>	<b>35</b>	<b>35</b>
<b>MORAN Sub-Total:</b>					<b>10</b>	<b>35</b>	<b>35</b>

#### WILSON

##### IN-TOWN

<u>Capacity Type</u>	<u>AiM Bldg #</u>	<u>Description</u>	<u>Status</u>	<u>Grade Config</u>	10/01/2022		
					<u>Enrollment</u>	<u>Capacity Un-Restrict</u>	<u>Capacity Restrict</u>
SINGLE	<a href="#">2001-013-0100</a>	TET01 WILSON ES	ACTIVE	EDUC K - 5	188	246	213
<b>IN-TOWN Sub-Total:</b>					<b>188</b>	<b>246</b>	<b>213</b>
<b>WILSON Sub-Total:</b>					<b>188</b>	<b>246</b>	<b>213</b>
<b>ELEMENTARY SCHOOL Total:</b>					<b>1237</b>	<b>2004</b>	<b>1821</b>

### MIDDLE SCHOOL

#### JACKSON

##### IN-TOWN

<u>Capacity Type</u>	<u>AiM Bldg #</u>	<u>Description</u>	<u>Status</u>	<u>Grade Config</u>	10/01/2022		
					<u>Enrollment</u>	<u>Capacity Un-Restrict</u>	<u>Capacity Restrict</u>
SINGLE	<a href="#">2001-009-0100</a>	TET01 JACKSON HOLE MS	ACTIVE	EDUC 6 - 8	703	892	892
<b>IN-TOWN Sub-Total:</b>					<b>703</b>	<b>892</b>	<b>892</b>



# SCHOOL FACILITIES CAPACITY REPORT

## TETON COUNTY SCHOOL DISTRICT #1

### MIDDLE SCHOOL

#### JACKSON

<b>JACKSON Sub-Total:</b>	<b>703</b>	<b>892</b>	<b>892</b>
<b>MIDDLE SCHOOL Total:</b>	<b>703</b>	<b>892</b>	<b>892</b>

### HIGH SCHOOL

#### JACKSON

#### ALTERNATIVE SCHOOL

Capacity Type	AiM Bldg #	Description	Status	Grade Config	10/01/2022		
					Enrollment	Capacity Un-Restrict	Capacity Restrict
ALTERNATIVE	<a href="#">2001-011-0100</a>	TET01 SUMMIT INNOVATIONS SCHOOL	ACTIVE	EDUC 9 - 12	35		66
<b>ALTERNATIVE SCHOOL Sub-Total:</b>					<b>35</b>		<b>66</b>

#### IN-TOWN

Capacity Type	AiM Bldg #	Description	Status	Grade Config	10/01/2022		
					Enrollment	Capacity Un-Restrict	Capacity Restrict
CAMPUS	<a href="#">1042</a>	TET01 JACKSON HOLE HS - 2001-010-0100 - CAPACITY		EDUC 9 - 12	821	1184	1184
<b>IN-TOWN Sub-Total:</b>					<b>821</b>	<b>1184</b>	<b>1184</b>
<b>JACKSON Sub-Total:</b>					<b>856</b>	<b>1184</b>	<b>1250</b>
<b>HIGH SCHOOL Total:</b>					<b>856</b>	<b>1184</b>	<b>1250</b>

## UINTA COUNTY SCHOOL DISTRICT #1

### ELEMENTARY SCHOOL

#### EVANSTON

#### IN-TOWN

Capacity Type	AiM Bldg #	Description	Status	Grade Config	10/01/2022		
					Enrollment	Capacity Un-Restrict	Capacity Restrict
SINGLE	<a href="#">2101-002-0103</a>	UIN01 CLARK ES	ACTIVE	EDUC K - 5	198	266	226
SINGLE	<a href="#">2101-003-0100</a>	UIN01 UINTA MEADOWS ES	ACTIVE	EDUC K - 5	440	578	504
SINGLE	<a href="#">2101-004-0100</a>	UIN01 NORTH EVANSTON ES	ACTIVE	EDUC K - 5	308	378	332
SINGLE	<a href="#">2101-005-0100</a>	UIN01 ASPEN ES	ACTIVE	EDUC K - 5	289	414	343

# SCHOOL FACILITIES CAPACITY REPORT

## UINTA COUNTY SCHOOL DISTRICT #1

### ELEMENTARY SCHOOL

#### EVANSTON

##### IN-TOWN

<u>Capacity Type</u>	<u>AiM Bldg #</u>	<u>Description</u>	<u>Status</u>	<u>Grade Config</u>	10/01/2022 <u>Enrollment</u>	<u>Capacity Un-Restrict</u>	<u>Capacity Restrict</u>
<b>IN-TOWN Sub-Total:</b>					<b>1235</b>	<b>1636</b>	<b>1405</b>
<b>EVANSTON Sub-Total:</b>					<b>1235</b>	<b>1636</b>	<b>1405</b>
<b>ELEMENTARY SCHOOL Total:</b>					<b>1235</b>	<b>1636</b>	<b>1405</b>

### MIDDLE SCHOOL

#### EVANSTON

##### IN-TOWN

<u>Capacity Type</u>	<u>AiM Bldg #</u>	<u>Description</u>	<u>Status</u>	<u>Grade Config</u>	10/01/2022 <u>Enrollment</u>	<u>Capacity Un-Restrict</u>	<u>Capacity Restrict</u>
SINGLE	<a href="#">2101-006-0100</a>	UIN01 DAVIS MS	ACTIVE	EDUC 6 - 8	320	681	681
SINGLE	<a href="#">2101-007-0100</a>	UIN01 EVANSTON MS	ACTIVE	EDUC 6 - 8	304	610	610
<b>IN-TOWN Sub-Total:</b>					<b>624</b>	<b>1291</b>	<b>1291</b>
<b>EVANSTON Sub-Total:</b>					<b>624</b>	<b>1291</b>	<b>1291</b>
<b>MIDDLE SCHOOL Total:</b>					<b>624</b>	<b>1291</b>	<b>1291</b>

### HIGH SCHOOL

#### EVANSTON

##### ALTERNATIVE SCHOOL

<u>Capacity Type</u>	<u>AiM Bldg #</u>	<u>Description</u>	<u>Status</u>	<u>Grade Config</u>	10/01/2022 <u>Enrollment</u>	<u>Capacity Un-Restrict</u>	<u>Capacity Restrict</u>
ALTERNATIVE	<a href="#">2101-011-0100</a>	UIN01 HORIZON JHS/HS / CENTRAL KITCHEN / MAINTENANCE OFFICES	ACTIVE	EDUC 7 - 12	46		172
<b>ALTERNATIVE SCHOOL Sub-Total:</b>					<b>46</b>		<b>172</b>

# SCHOOL FACILITIES CAPACITY REPORT

## UINTA COUNTY SCHOOL DISTRICT #1

### HIGH SCHOOL

#### EVANSTON

##### IN-TOWN

Capacity Type	AiM Bldg #	Description	Status	Grade Config	10/01/2022		
					Enrollment	Capacity Un-Restrict	Capacity Restrict
CAMPUS	<a href="#">1043</a>	UIN01 EVANSTON HS - 2101-008-0100 - CAPACITY		EDUC 9 - 12	745	1395	1395
CAMPUS	<a href="#">1043</a>	UIN01 EVANSTON HS - 2101-008-0100 - CAPACITY		EDUC 9 - 12	745	1395	1395
<b>IN-TOWN Sub-Total:</b>					<b>1490</b>	<b>2790</b>	<b>2790</b>
<b>EVANSTON Sub-Total:</b>					<b>1536</b>	<b>2790</b>	<b>2962</b>
<b>HIGH SCHOOL Total:</b>					<b>1536</b>	<b>2790</b>	<b>2962</b>

## UINTA COUNTY SCHOOL DISTRICT #4

### MIDDLE SCHOOL

#### MOUNTAIN VIEW

##### IN-TOWN

Capacity Type	AiM Bldg #	Description	Status	Grade Config	10/01/2022		
					Enrollment	Capacity Un-Restrict	Capacity Restrict
SINGLE	<a href="#">2104-014-0100</a>	UIN04 MOUNTAIN VIEW ES/MS	ACTIVE	EDUC K - 8	504	1058	1021
<b>IN-TOWN Sub-Total:</b>					<b>504</b>	<b>1058</b>	<b>1021</b>
<b>MOUNTAIN VIEW Sub-Total:</b>					<b>504</b>	<b>1058</b>	<b>1021</b>
<b>MIDDLE SCHOOL Total:</b>					<b>504</b>	<b>1058</b>	<b>1021</b>

### HIGH SCHOOL

#### MOUNTAIN VIEW

##### IN-TOWN

Capacity Type	AiM Bldg #	Description	Status	Grade Config	10/01/2022		
					Enrollment	Capacity Un-Restrict	Capacity Restrict
SINGLE	<a href="#">2104-006-0100</a>	UIN04 MOUNTAIN VIEW HS	ACTIVE	EDUC 9 - 12	243	778	778
<b>IN-TOWN Sub-Total:</b>					<b>243</b>	<b>778</b>	<b>778</b>
<b>MOUNTAIN VIEW Sub-Total:</b>					<b>243</b>	<b>778</b>	<b>778</b>

# SCHOOL FACILITIES CAPACITY REPORT

## UINTA COUNTY SCHOOL DISTRICT #4

### HIGH SCHOOL

**HIGH SCHOOL Total:                    243                    778                    778**

## UINTA COUNTY SCHOOL DISTRICT #6

### ELEMENTARY SCHOOL

#### LYMAN

##### IN-TOWN

<u>Capacity Type</u>	<u>AiM Bldg #</u>	<u>Description</u>	<u>Status</u>	<u>Grade Config</u>	10/01/2022		
					<u>Enrollment</u>	<u>Capacity Un-Restrict</u>	<u>Capacity Restrict</u>
SINGLE	<a href="#">2106-002-0100</a>	UIN06 URIE ES	ACTIVE	EDUC K - 4	247	443	353
<b>IN-TOWN Sub-Total:</b>					<b>247</b>	<b>443</b>	<b>353</b>
<b>LYMAN Sub-Total:</b>					<b>247</b>	<b>443</b>	<b>353</b>
<b>ELEMENTARY SCHOOL Total:</b>					<b>247</b>	<b>443</b>	<b>353</b>

### MIDDLE SCHOOL

#### LYMAN

##### IN-TOWN

<u>Capacity Type</u>	<u>AiM Bldg #</u>	<u>Description</u>	<u>Status</u>	<u>Grade Config</u>	10/01/2022		
					<u>Enrollment</u>	<u>Capacity Un-Restrict</u>	<u>Capacity Restrict</u>
SINGLE	<a href="#">2106-003-0100</a>	UIN06 LYMAN INTERMEDIATE SCHOOL	ACTIVE	EDUC 5 - 8	243	664	664
<b>IN-TOWN Sub-Total:</b>					<b>243</b>	<b>664</b>	<b>664</b>
<b>LYMAN Sub-Total:</b>					<b>243</b>	<b>664</b>	<b>664</b>
<b>MIDDLE SCHOOL Total:</b>					<b>243</b>	<b>664</b>	<b>664</b>

### HIGH SCHOOL

#### LYMAN

##### IN-TOWN

<u>Capacity Type</u>	<u>AiM Bldg #</u>	<u>Description</u>	<u>Status</u>	<u>Grade Config</u>	10/01/2022		
					<u>Enrollment</u>	<u>Capacity Un-Restrict</u>	<u>Capacity Restrict</u>
CAMPUS	<a href="#">1044</a>	UIN06 LYMAN HS - 2106-004-0100 - CAPACITY		EDUC 9 - 12	234	632	632
<b>IN-TOWN Sub-Total:</b>					<b>234</b>	<b>632</b>	<b>632</b>

# SCHOOL FACILITIES CAPACITY REPORT

## UINTA COUNTY SCHOOL DISTRICT #6

### HIGH SCHOOL

#### LYMAN

<b>LYMAN Sub-Total:</b>	<b>234</b>	<b>632</b>	<b>632</b>
<b>HIGH SCHOOL Total:</b>	<b>234</b>	<b>632</b>	<b>632</b>

## WASHAKIE COUNTY SCHOOL DISTRICT #1

### ELEMENTARY SCHOOL

#### WORLAND

#### IN-TOWN

Capacity Type	AiM Bldg #	Description	Status	Grade Config	10/01/2022		
					Enrollment	Capacity Un-Restrict	Capacity Restrict
SINGLE	<a href="#">2201-001-0100</a>	WAS01 EASTSIDE ES	ACTIVE	EDUC K - 1	168	250	223
SINGLE	<a href="#">2201-002-0100</a>	WAS01 SOUTHSIDE ES	ACTIVE	EDUC 2 - 3	159	222	180
SINGLE	<a href="#">2201-003-0100</a>	WAS01 WESTSIDE ES	ACTIVE	EDUC 4 - 5	172	313	313
<b>IN-TOWN Sub-Total:</b>					<b>499</b>	<b>785</b>	<b>716</b>
<b>WORLAND Sub-Total:</b>					<b>499</b>	<b>785</b>	<b>716</b>
<b>ELEMENTARY SCHOOL Total:</b>					<b>499</b>	<b>785</b>	<b>716</b>

### MIDDLE SCHOOL

#### WORLAND

#### IN-TOWN

Capacity Type	AiM Bldg #	Description	Status	Grade Config	10/01/2022		
					Enrollment	Capacity Un-Restrict	Capacity Restrict
SINGLE	<a href="#">2201-005-0108</a>	WAS01 WORLAND MS	ACTIVE	EDUC 6 - 8	249	468	468
<b>IN-TOWN Sub-Total:</b>					<b>249</b>	<b>468</b>	<b>468</b>
<b>WORLAND Sub-Total:</b>					<b>249</b>	<b>468</b>	<b>468</b>
<b>MIDDLE SCHOOL Total:</b>					<b>249</b>	<b>468</b>	<b>468</b>

# SCHOOL FACILITIES CAPACITY REPORT

## WASHAKIE COUNTY SCHOOL DISTRICT #1

### HIGH SCHOOL

#### WORLAND

#### IN-TOWN

Capacity Type	AiM Bldg #	Description	Status	Grade Config	10/01/2022		
					Enrollment	Capacity Un-Restrict	Capacity Restrict
CAMPUS	<a href="#">1045</a>	WAS01 WORLAND HS - 2201-005-0101 - CAPACITY		EDUC 9 - 12	384	898	898
<b>IN-TOWN Sub-Total:</b>					<b>384</b>	<b>898</b>	<b>898</b>
<b>WORLAND Sub-Total:</b>					<b>384</b>	<b>898</b>	<b>898</b>
<b>HIGH SCHOOL Total:</b>					<b>384</b>	<b>898</b>	<b>898</b>

## WASHAKIE COUNTY SCHOOL DISTRICT #2

### HIGH SCHOOL

#### TEN SLEEP

#### IN-TOWN

Capacity Type	AiM Bldg #	Description	Status	Grade Config	10/01/2022		
					Enrollment	Capacity Un-Restrict	Capacity Restrict
CAMPUS	<a href="#">1046</a>	WAS02 TEN SLEEP ES/MS/HS - 2202-001-0100 - CAPACITY		EDUC K - 12	105	387	374
<b>IN-TOWN Sub-Total:</b>					<b>105</b>	<b>387</b>	<b>374</b>
<b>TEN SLEEP Sub-Total:</b>					<b>105</b>	<b>387</b>	<b>374</b>
<b>HIGH SCHOOL Total:</b>					<b>105</b>	<b>387</b>	<b>374</b>

## WESTON COUNTY SCHOOL DISTRICT #1

### ELEMENTARY SCHOOL

#### NEWCASTLE

#### IN-TOWN

Capacity Type	AiM Bldg #	Description	Status	Grade Config	10/01/2022		
					Enrollment	Capacity Un-Restrict	Capacity Restrict
SINGLE	<a href="#">2301-007-0100</a>	WES01 NEWCASTLE ES	ACTIVE	EDUC K - 5	375	524	432
<b>IN-TOWN Sub-Total:</b>					<b>375</b>	<b>524</b>	<b>432</b>

# SCHOOL FACILITIES CAPACITY REPORT

## WESTON COUNTY SCHOOL DISTRICT #1

### ELEMENTARY SCHOOL

#### NEWCASTLE

<b>NEWCASTLE Sub-Total:</b>	<b>375</b>	<b>524</b>	<b>432</b>
<b>ELEMENTARY SCHOOL Total:</b>	<b>375</b>	<b>524</b>	<b>432</b>

### MIDDLE SCHOOL

#### NEWCASTLE

#### IN-TOWN

<u>Capacity Type</u>	<u>AiM Bldg #</u>	<u>Description</u>	<u>Status</u>	<u>Grade Config</u>	10/01/2022		
					<u>Enrollment</u>	<u>Capacity Un-Restrict</u>	<u>Capacity Restrict</u>
SINGLE	<a href="#">2301-004-0100</a>	WES01 NEWCASTLE MS	ACTIVE	EDUC 6 - 8	178	345	345
<b>IN-TOWN Sub-Total:</b>					<b>178</b>	<b>345</b>	<b>345</b>
<b>NEWCASTLE Sub-Total:</b>					<b>178</b>	<b>345</b>	<b>345</b>
<b>MIDDLE SCHOOL Total:</b>					<b>178</b>	<b>345</b>	<b>345</b>

### HIGH SCHOOL

#### NEWCASTLE

#### IN-TOWN

<u>Capacity Type</u>	<u>AiM Bldg #</u>	<u>Description</u>	<u>Status</u>	<u>Grade Config</u>	10/01/2022		
					<u>Enrollment</u>	<u>Capacity Un-Restrict</u>	<u>Capacity Restrict</u>
CAMPUS	<a href="#">1047</a>	WES01 NEWCASTLE HS - 2301-005-0100 - CAPACITY		EDUC 9 - 12	222	696	696
<b>IN-TOWN Sub-Total:</b>					<b>222</b>	<b>696</b>	<b>696</b>
<b>NEWCASTLE Sub-Total:</b>					<b>222</b>	<b>696</b>	<b>696</b>
<b>HIGH SCHOOL Total:</b>					<b>222</b>	<b>696</b>	<b>696</b>

# SCHOOL FACILITIES CAPACITY REPORT

## WESTON COUNTY SCHOOL DISTRICT #7

### MIDDLE SCHOOL

#### UPTON

##### IN-TOWN

<u>Capacity Type</u>	<u>AiM Bldg #</u>	<u>Description</u>	<u>Status</u>	<u>Grade Config</u>	10/01/2022		
					<u>Enrollment</u>	<u>Capacity Un-Restrict</u>	<u>Capacity Restrict</u>
SINGLE	<a href="#">2307-002-0100</a>	WES07 UPTON ES/MS	ACTIVE	EDUC K - 8	155	330	313
<b>IN-TOWN Sub-Total:</b>					<b>155</b>	<b>330</b>	<b>313</b>
<b>UPTON Sub-Total:</b>					<b>155</b>	<b>330</b>	<b>313</b>
<b>MIDDLE SCHOOL Total:</b>					<b>155</b>	<b>330</b>	<b>313</b>

### HIGH SCHOOL

#### UPTON

##### IN-TOWN

<u>Capacity Type</u>	<u>AiM Bldg #</u>	<u>Description</u>	<u>Status</u>	<u>Grade Config</u>	10/01/2022		
					<u>Enrollment</u>	<u>Capacity Un-Restrict</u>	<u>Capacity Restrict</u>
CAMPUS	<a href="#">1048</a>	WES07 UPTON HS - 2307-003-0100 - CAPACITY		EDUC 9 - 12	72	441	441
<b>IN-TOWN Sub-Total:</b>					<b>72</b>	<b>441</b>	<b>441</b>
<b>UPTON Sub-Total:</b>					<b>72</b>	<b>441</b>	<b>441</b>
<b>HIGH SCHOOL Total:</b>					<b>72</b>	<b>441</b>	<b>441</b>



## **Project Cost Budgeting**

Preliminary planning at both the school district and state levels, and subsequently within the state budget process, involves thorough and timely efforts. Generally, project budgets are developed years in advance of the competitive bidding and construction of a project.

### **Step One: Calculating Allowable Square Footage**

The first variable that must be established when calculating a budget for a new school is the intended design capacity that the new school should accommodate. The design capacity (number of students) is calculated by analysis of a particular district's student population history and projecting the number of students that the district may have five years after the projected construction completion date. Wyoming uses a cohort projection methodology as approved by the School Facilities Commission (SFC). The design capacity is a primary variable used in the allowable square footage calculator formula, which yields the total allowable square footage that the school building will require.

### **Step Two: Establishing the Projected Direct Construction Cost per Square Foot Budget**

The square foot cost has been developed by extrapolating actual construction costs of past projects from a statewide capital construction database maintained by the State Construction Department (SCD). The base cost per square foot used in preparing the capital construction budget varies between elementary schools, middle schools and high schools. Budget adjustments may also be made for exceptionally small or large schools; and geographically remote locations. In the case of a Construction Manager at Risk (CMAR) delivery method, the construction budget includes the preconstruction service fees, and the construction management fees.

### **Step Three: Calculating Land, Planning, Design and Construction Costs**

Budgets are prepared in a collaborative effort between the SCD, school districts, and consultants. The team first outlines the summary and schedule to assist in developing costs associated with the project. The team then goes through each of the phases (Land, Planning, Design, Construction) and identifies all costs associated with each.

Land budgets are prepared when a need for a new site is identified through the project planning process, subsequently in accordance with statute, a district can then "fix" the site. During the fixing of the site process a district shall obtain three appraisals to determine the value of the land as required by SFC rule. If this information is obtained prior to the budget session then an appraised value will be used to construct the budget request. If the final appraisal is not available, then the best-known value of the land is used. This is sometimes provided by the school district in the form of a "market analysis" done by a real estate agent selected by the district.

Project planning budgets are prepared by identifying which planning activities are needed for a particular project such as educational programming, feasibility study, most cost-effective remedy analysis, capacity analysis or condition. Each project planning activity needed has a cost associated with it and the sum of the numbers becomes the planning budget.

To calculate the construction budget, a methodology adopted by the SFC is utilized. The methodology takes into account the student design capacity as determined from the enrollment projection, grade configuration, building utilization rate, and square footage allocations to derive the maximum allowable square footage of the building. Next, the direct cost of construction per square foot is established. For any particular project, the base cost of construction per square foot is inflated by a factor to account for anticipated inflation. The inflationary factor is typically determined in consultation with the Wyoming Department of Economic Analysis. In years preceding the 2020-2021 pandemic, the factor was 4% annually or .33% per month. At present, a collaboration between the SCD, Economic Analysis Department, and the Budget Office is underway, with discussion focusing on determining an appropriate inflationary factor given the current economic challenges.

Estimated bid dates are established for projects after consultation with the district. The time needed for design, construction, and the project completion is identified. The SCD also uses this information to develop the “Deployment Schedule,” a report of all projects to estimate schedules and long-term cash expenditures. The allowable square footage is then multiplied by projected construction cost per square foot, which provides project construction costs.

In addition to the construction costs, there are other associated costs that make up the project budget. Many of these costs, with the exception of the project planning, are budgeted as a percentage of the direct construction costs that are anticipated to be incurred. Examples of these costs are architectural and engineering fees, owner’s overhead, site and topographic surveys, environmental assessments, geotechnical investigations, special inspections, furniture, fixtures, equipment, commissioning agents, owner’s representatives, and a project contingency. A percentage can be used to budget for these costs by tracking the historical cost of these expenses related to the direct construction cost of similar past projects.

Often a school district may choose to demolish an existing school prior to building a new school. When this scenario is known, the cost of the demolition is identified in the construction budget. Demolition and asbestos abatement costs are budgeted as a cost per square foot of the area or building to be demolished.

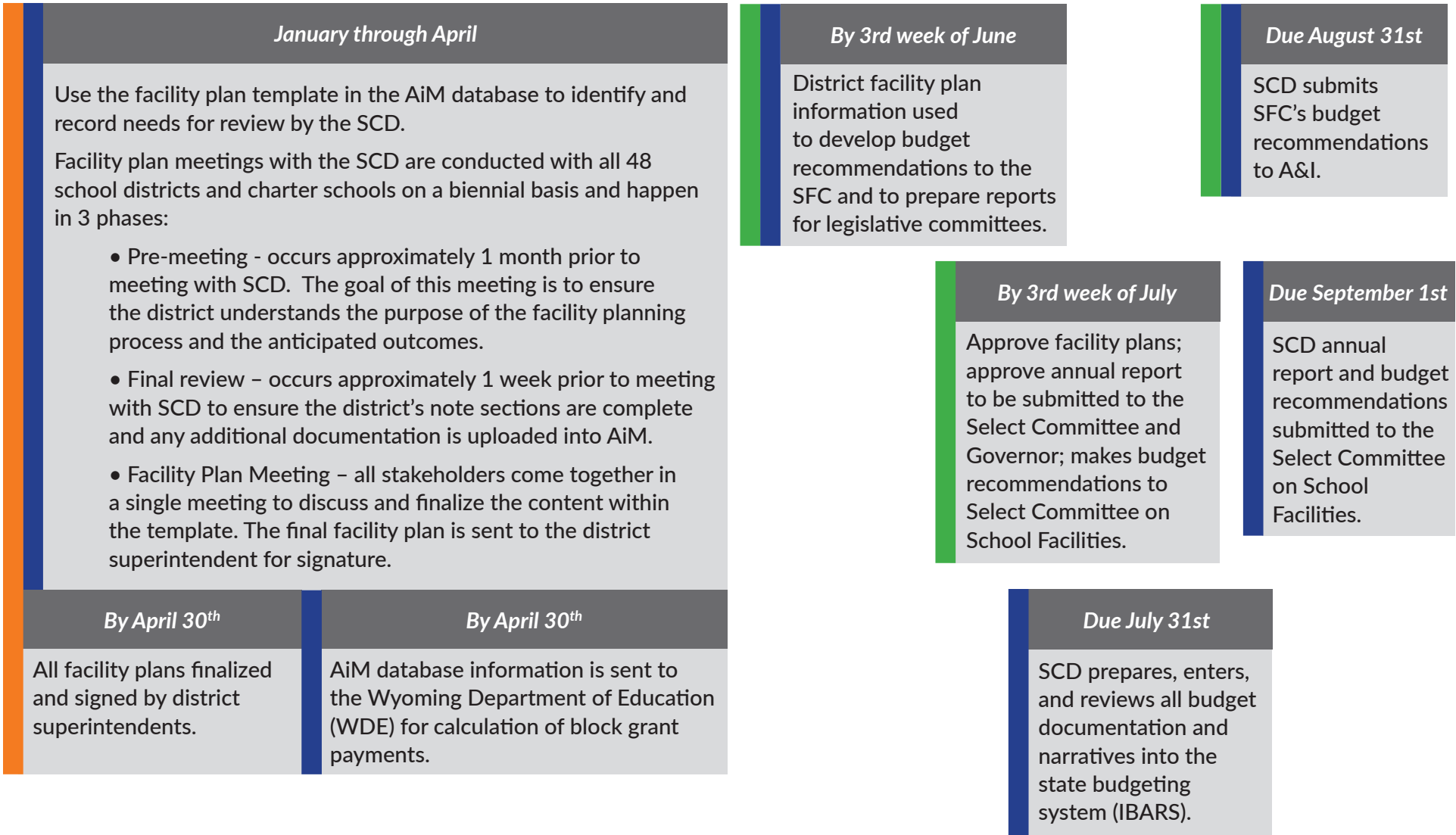
Sometimes there are “other” expenses incurred which do not reasonably correlate as a percentage of the total direct project cost, or fall outside the normal cost of a project. Examples of these costs include but are not limited to Tribal Employment Rights Office (TERO) fees, offsite infrastructure, an onsite wastewater treatment plant, etc. These costs are estimated using the professional judgment of consultants and an understanding of the total scope of the project. Some projects may present optional remedies that could require consideration of all of the variables indicated above.

In some instances, planning and design consultants may be utilized to assess optional remedies, identify the most cost-effective remedy, and provide cost data. In other instances, the project may include the construction of new facilities as well as renovation of existing facilities. Establishing a project budget is more complex in this case as it may require the use of a combination of historic square foot cost data and unit cost estimates. In both instances a consultant may provide cost estimates which are included in the project budget (See Attached Example Budget Worksheet).

Project budgeting is by no means an exact science due to the numerous unpredictable variables that affect the demand and cost of labor, materials, and schedule. (See Attached Capital Construction Square Foot Cost Summary).

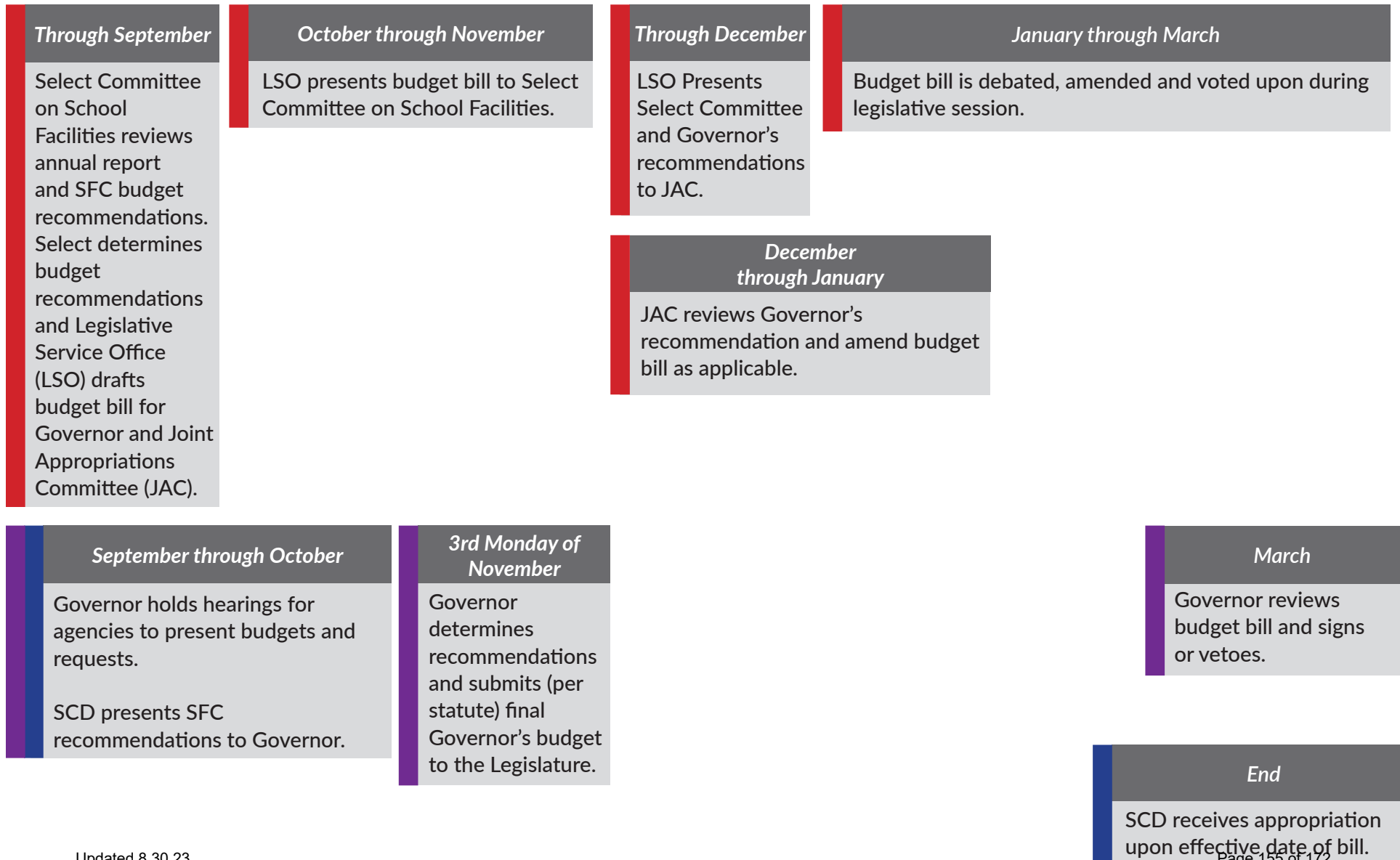
# School Facilities Budget Timeline ~ Planning Process

State Construction Department (SCD)
  School Districts
  School Facilities Commission (SFC)

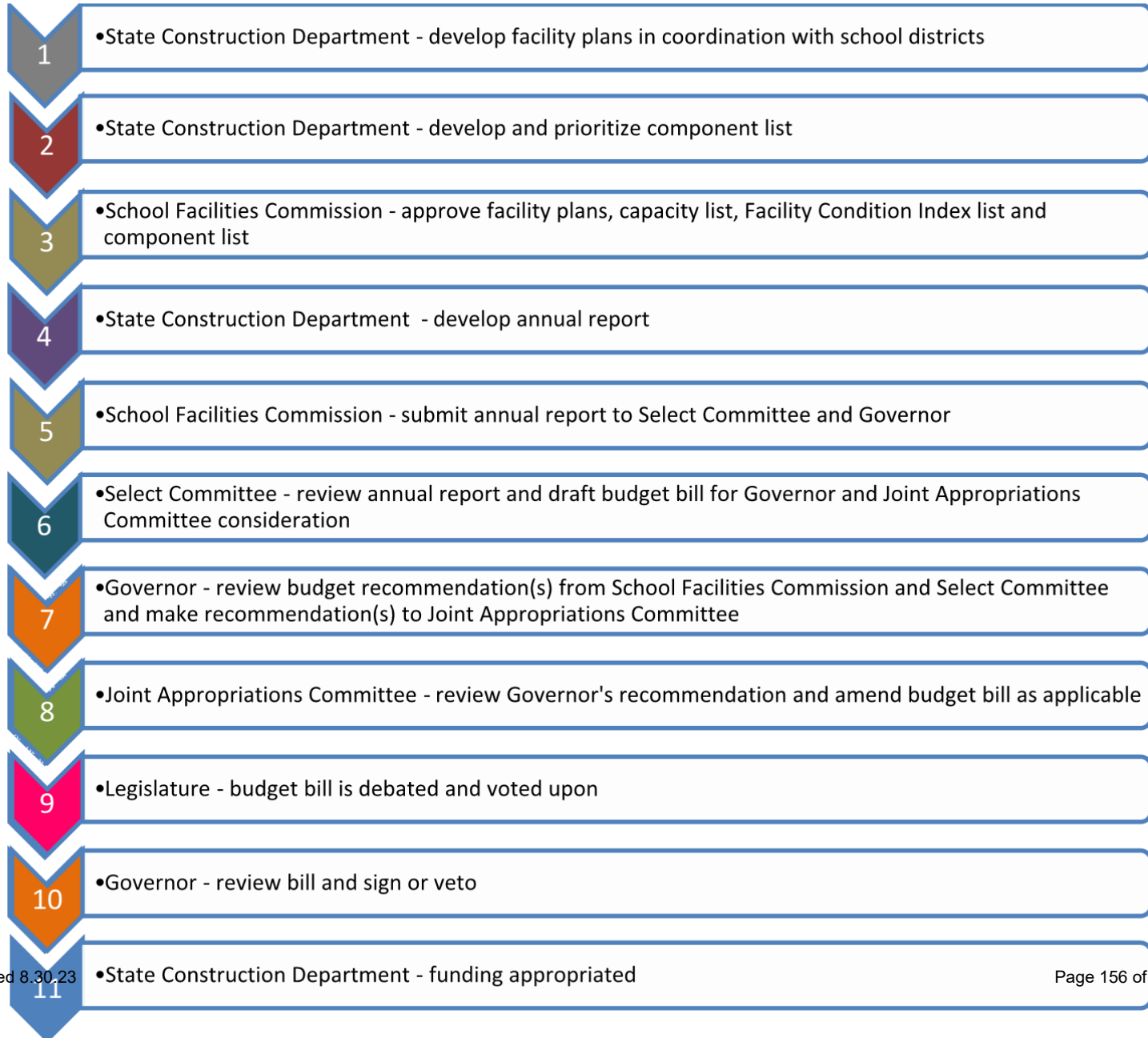


# School Facilities Budget Timeline ~ Appropriations Process

State Construction Department (SCD)
  Legislature and Committees
  Governor's Office



# Wyoming School Facilities Appropriation Sequence



# Capital Project - SFD Budget Worksheet

Example School District  
Example Project - New Elementary School

This project cost budgeting sheet is for planning purposes only and does not imply a guarantee or entitlement to funding.

Project Information	
AIM Planned Work Order:	Example Work Order 123
AIM Project Number:	Example Project 123
Commission Approved:	SFC Approved
Comm. Approval Date:	4/8/2020
Construction Region:	SE
Grade Configuration:	Elementary
Design Capacity:	375
FF&E Configuration:	Elem New or Add
FF&E Configuration 1:	Elementary School
Target Bid Season:	Spring 2023
Project Type:	New Construction

Project Scope	
SFC Allowable:	52,311 SF
Comm Appr Additional:	0 SF
Total Allowable:	52,311 SF
New Construction:	52,311 SF
Renovation:	0 SF
Total:	52,311 SF
Demolition:	0 SF
TERO Project:	No

Dates	
Original Budget:	4/15/2020
Revision 1:	
Revision 2:	
Revision 3:	
Revision 4:	
Revision 5:	
Revision 6:	
Revision 7:	
Revision 8:	
Revision 9:	

1. Land Acquisition		Quantity	Unit	Unit Budget	Budget Total	Subtotal
1.1	Planning Services (Pursuant to SFC - Chapter 14, Section 6 Site Analysis & Acquisition)	1	LS	\$ 20,000	\$ 20,000	\$ 20,000
1.2	Purchase of Land (All costs outlined on Settlement Statement - appraisal, land purchase, closing costs, realtor fees, title, etc.)	1	LS	\$ 500,000	\$ 500,000	\$ 500,000
<input type="checkbox"/> Check here if land acquisition is complete or is not required for this project						
						<b>SubTotal Land</b>
						<b>TERO</b>
						<b>Total Land</b>

2. Planning		Quantity	Unit	Unit Budget	Budget Total	Subtotal
2.1	Owner's Overhead (advertising, land surveys, geotechnical investigation, special studies, phase one environmental assessment, traffic studies, hazardous material identification, etc.)	1	LS	\$ 5,000	\$ 5,000	\$ 5,000
2.2	Planning Services (Pursuant to 21-15-117(b) - Most Cost Effective Method of Remediation)	1	LS	\$ 50,000	\$ 50,000	\$ 50,000
<input checked="" type="checkbox"/> Check here if planning is complete or is not required for this project						
						<b>SubTotal Planning</b>
						<b>TERO</b>
						<b>Total Planning</b>

3. Design		Quantity	Unit	Unit Budget	Budget Total	Subtotal
3.1	Owner's Overhead (advertising, land surveys, geotechnical investigation, special studies, phase one environmental assessment, traffic studies, hazardous material identification, etc.) - (Percentage of Total Construction)	2%	%	\$ 381,209	\$ 381,209	\$ 381,209
3.2	Planning Services (Capacity Study and or Most Cost Effective Remedy - Perform building condition evaluations, perform activity relationship studies, outline room design schedules, conduct a charrette, develop educational programming and specifications, compile all data into a final program plan for the project)	1	LS	\$ -	\$ -	\$ -
3.3	A&E Design and Construction Administration - (Percentage of 4.3, 4.4, 4.5, 4.6)	8%	%	\$ 1,494,939	\$ 1,494,939	\$ 1,494,939
3.4	Abatement Design, Testing and Verification, Oversight - (Percentage of 4.2)	10%	%	\$ -	\$ -	\$ -
3.5	Owner's Representative - (Percentage of Total Construction)	0.85%	%	\$ 162,014	\$ 162,014	\$ 162,014
3.6	Commissioning Agent - (Percentage of 4.3, 4.5, 4.6)	0.85%	%	\$ 153,240	\$ 153,240	\$ 153,240
3.7	Special Inspections and Materials Testing - (Percentage of 4.3, 4.5, 4.6)	0.85%	%	\$ 153,240	\$ 153,240	\$ 153,240
3.8	Design Contingency - (Percentage of 4.2, 4.3, 4.4, 4.5, 4.6)	2%	%	\$ 373,735	\$ 373,735	\$ 373,735
3.9	Auditing: 21-15-123 School Facilities Department; Creation; Control; Director; Duties & Authority (I) - Require a contract compliance audit by independent auditing expertise of project budgets and expenditures prior to completing the project or projects. (Percentage of Total Land, Total Planning, 3.1,3.2,3.3,3.4,3.5,3.6,3.7,3.8,3.11, Total Construction)	1.25%	%	\$ 272,236	\$ 272,236	\$ 272,236
3.11	Other Services: (insert description here, if used)	1	LS	\$ -	\$ -	\$ -
<input type="checkbox"/> Check here if design is complete or is not required for this project						
						<b>SubTotal Design</b>
						<b>TERO</b>
						<b>Total Design</b>

4. Construction		Quantity	Unit	Unit Budget	Budget Total	Subtotal
4.1	City Plan Reviews, Utilities, Tap Fees, Permits, Gas and Electric - (Percentage of 4.2, 4.3, 4.3.4a, 4.4,4.5)	2%	%	\$ 373,735	\$ 373,735	\$ 373,735
4.2	Hazardous Materials Abatement: (insert description here, if used)	0	SF	\$ 15	\$ -	\$ -
4.3	Construction Contract (insert description here, if used)					<b>Anticipated Hard Bid(s) Total</b>
4.3.1	Demolition: (insert description here, if used)	0	SF	\$ 12	\$ -	\$ -
4.3.3	New Construction:					<b>New Construction Subtotal</b>
4.3.4.a	New Construction: (insert description here, if used)	52,311	SF	\$ 322	\$ 16,838,423	\$ 16,838,423
4.3.4.b	Offsite Infrastructure: New traffic light required	1	LS	\$ 300,000	\$ 300,000	\$ 300,000
4.3.4.c	Other New Construction Services: (insert description here, if used)	1	LS	\$ -	\$ -	\$ -
4.3.2	Size Adjustment on top of demo: (insert description here, if used)	0	SF	\$ -	\$ -	\$ -
4.3.4	Renovation:					
4.3.4.a	Renovation Swing Space: (insert description here, if used)	1	LS	\$ -	\$ -	\$ -
4.3.4.b	Other Renovation Construction Services: (insert description here, if used)	1	LS	\$ -	\$ -	\$ -
4.3.4.c	Other Renovation Construction Services: (insert description here, if used)	1	LS	\$ -	\$ -	\$ -
4.4	Furniture, Fixtures, and Equipment Contract	375	EA	\$ 1,756	\$ 658,467.34	\$ 658,467

<b>4.5. Construction Contingency</b>					<b>Contingency Subtotal</b>	\$	889,845
<b>4.5.1 New Construction</b> - (Percentage of 4.3.3, 4.4, 4.6)	5%	%	\$	889,844.51	\$	889,845	\$ 889,845
<b>4.5.2 Renovation</b> - (Percentage of 4.2, 4.3.1, 4.3.4, 4.4, 4.6)	10%	%			\$	-	\$ -
<b>4.6. Other Services:</b> (insert description here, if used)	1	LS	\$	-	\$	-	\$ -
<input type="checkbox"/> Check here if construction is complete or is not required for this project					<b>SubTotal All Construction</b>	\$	19,060,469
					<b>TERO</b>	\$	-
					<b>Total Construction</b>	\$	19,060,469

**Anticipated Timeline:**

*Month/Year*

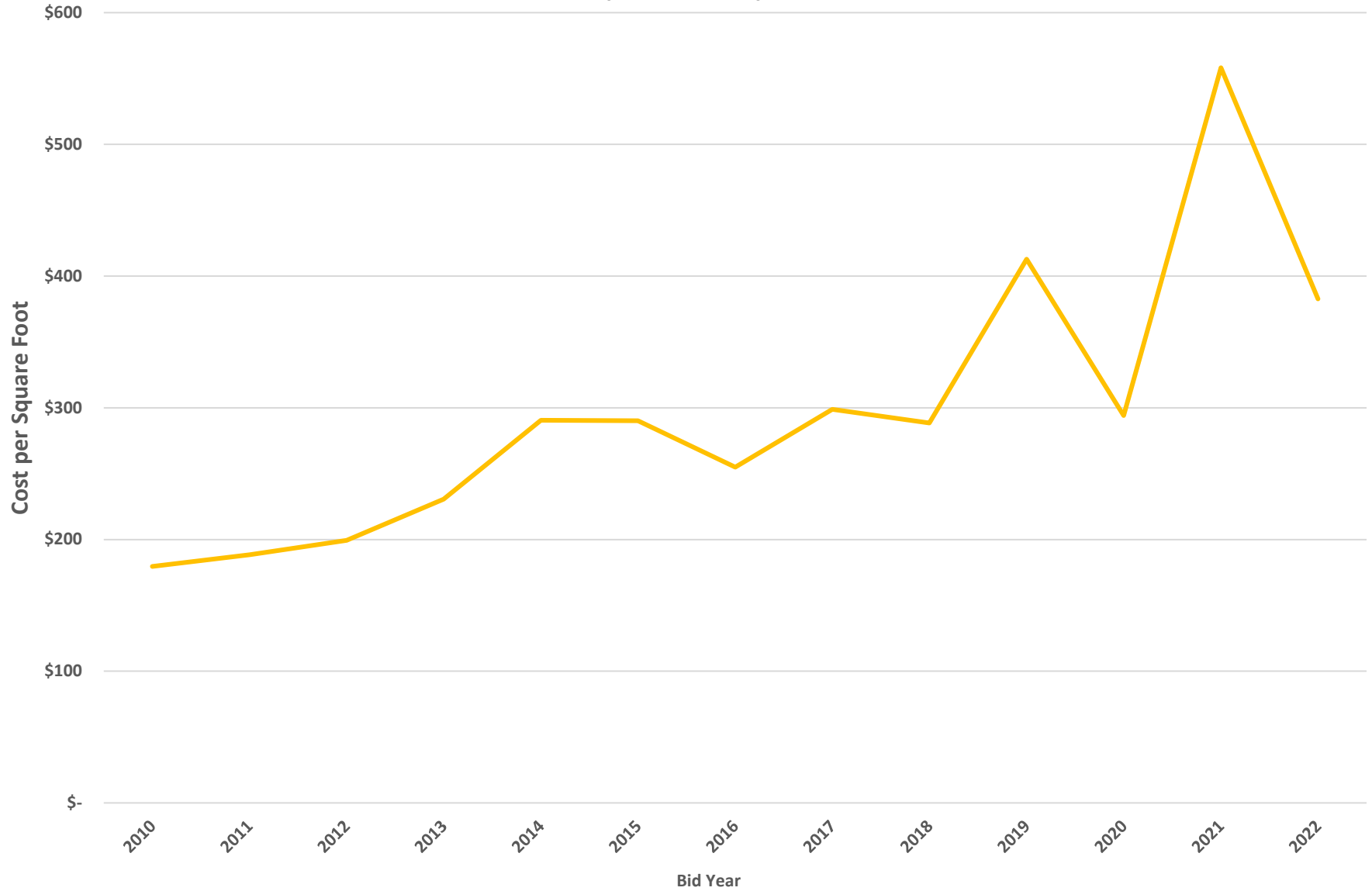
<b>Land Acquisition</b>		
<b>Planning</b>		
<b>Design</b>	8/21	12/22
<b>Bidding</b>	1/23	2/23
<b>Construction</b>	3/23	8/24
<b>Project Budget Special Notes</b>		

<b>Funding Summary</b>		<b>Previous Appropriation</b>	<b>Budget</b>	<b>Additional Funds</b>
<b>Type (from above)</b>			<b>(from above)</b>	<b>Needed</b>
1. Land Acquisition			\$ 520,000	\$ 520,000
1. Land Acquisition				
2. Planning			\$ 55,000	\$ 55,000
2. Planning				
3. Design			\$ 2,990,613	\$ 2,990,613
3. Design				
4. Construction			\$ 19,060,469	\$ 19,060,469
4. Construction				
			\$ -	\$ 22,626,082
			\$ 22,626,082	\$ 22,626,082

<b>SFD INTERNAL USE ONLY</b>						
<b>1. Series 900 Funding Requirements</b>		<b>Quantity</b>	<b>Unit</b>	<b>Unit Budget</b>	<b>Budget Total</b>	<b>Subtotal</b>
<b>1.1.</b> 21-15-118 Building & Facility Construction & Renovation Projects (B) - Conduct a value engineering analysis of the project		1%	%	\$ 190,604.69	\$ 190,605	\$ 190,605
<b>Total 900 Funding Request</b>					\$	190,605

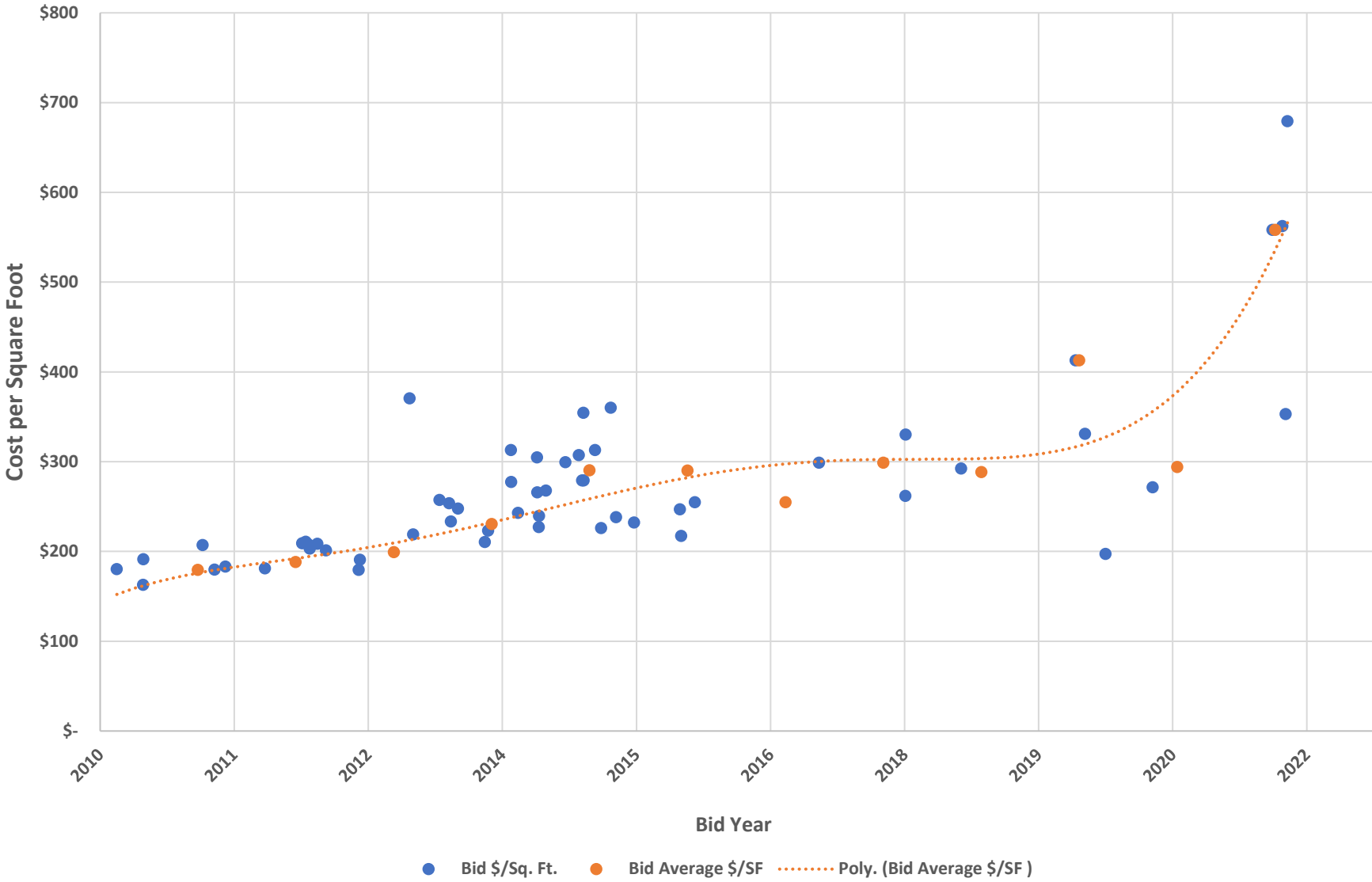


### Average Hard Construction Cost per Square Foot, Wyoming (Bid Amount)



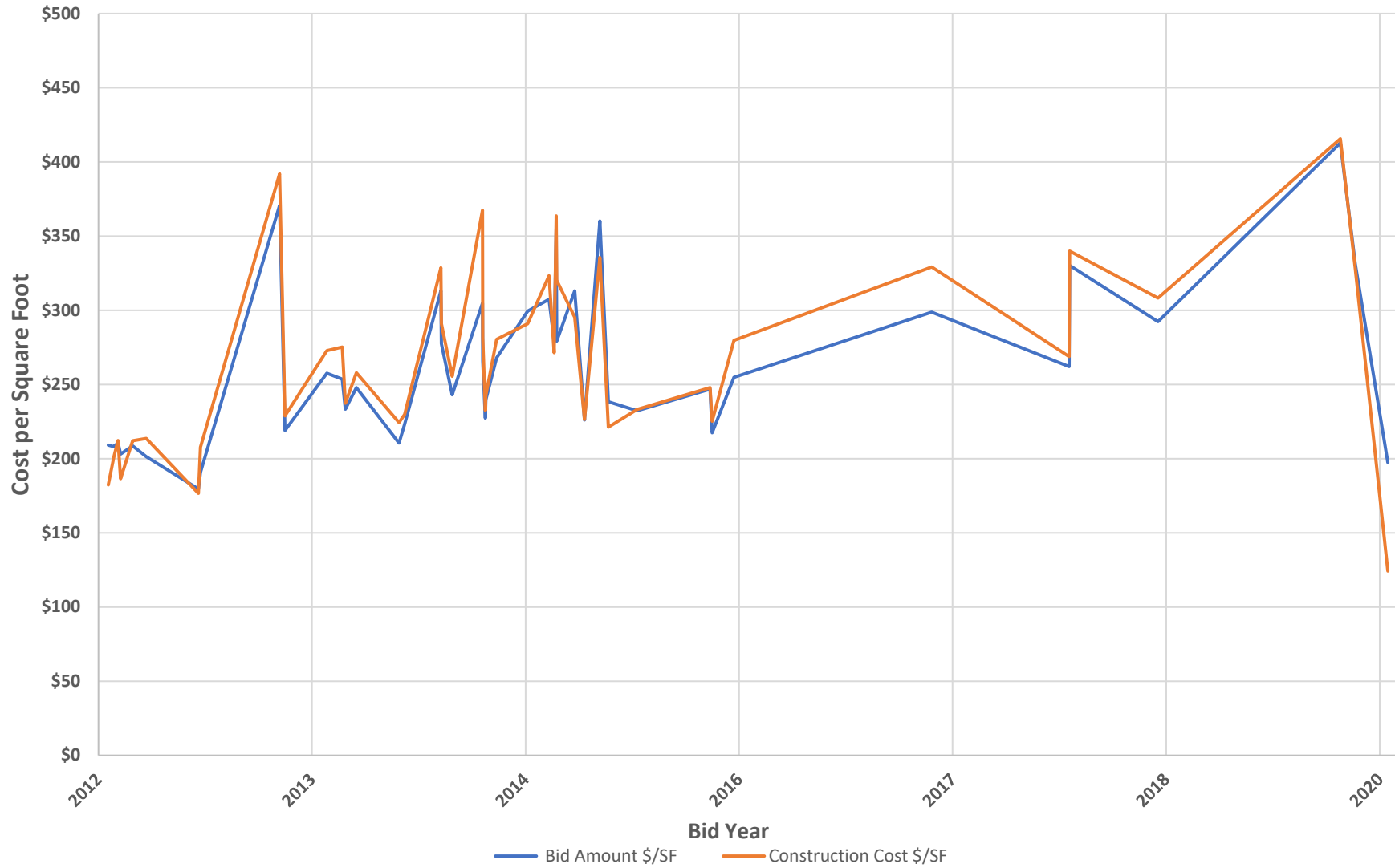
\*Bid cost shown is the contract amount bid by the general contractor divided by the square feet of the facility.

### Hard Construction Cost per Square Foot and Yearly Averages, Wyoming (Bid Amount)



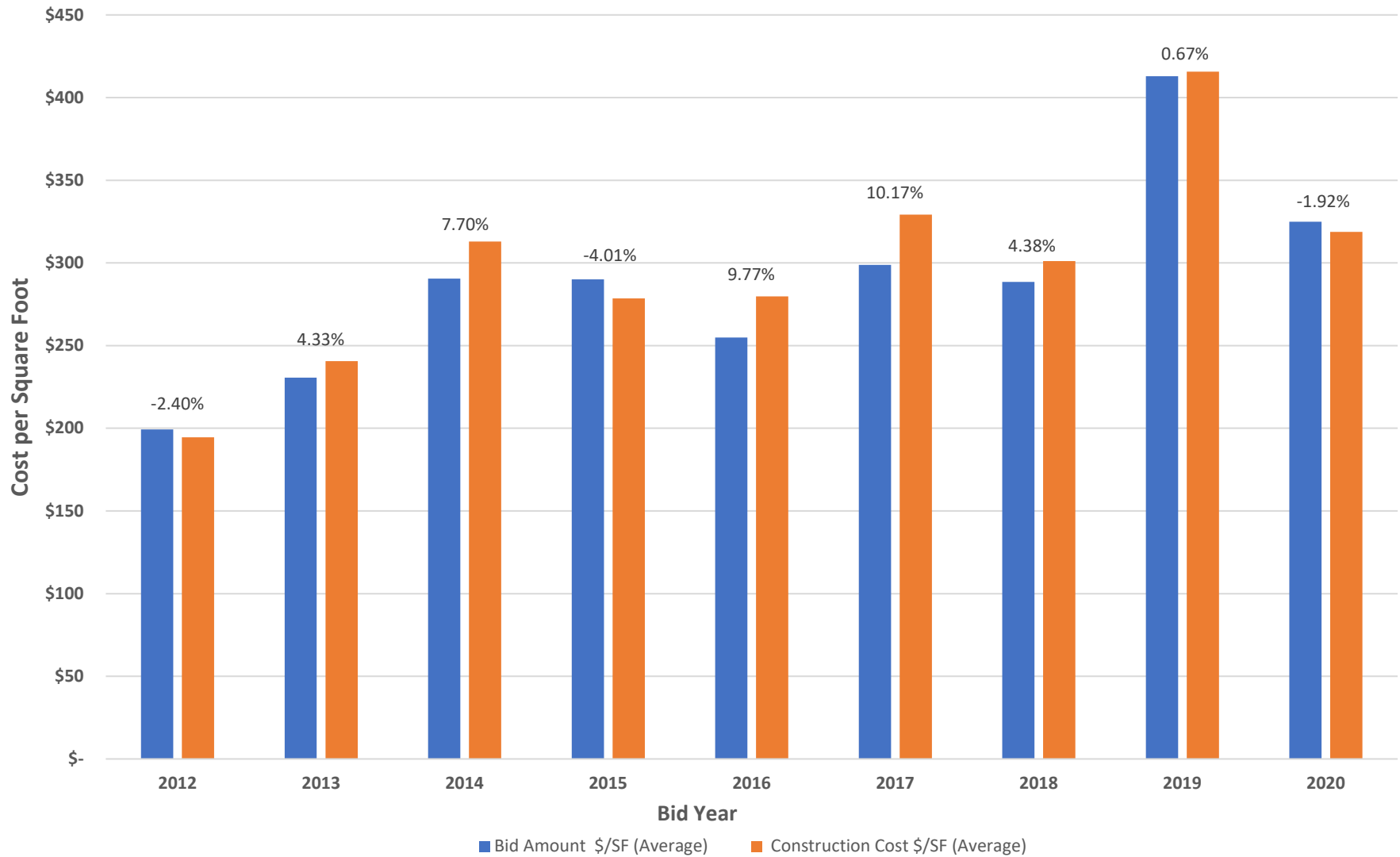
\*Bid cost shown is the contract amount bid by the general contractor divided by the square feet of the facility.

### Hard Construction Cost per Square Foot, Wyoming (Bid Amount v. Actual Construction Cost)



\*Bid cost shown is the contract amount bid by the general contractor divided by the square feet of the facility.  
 \*\*Construction cost shown is the amount paid to the general contractor divided by the square feet of the facility.

### Average Hard Construction Cost per Square Foot, Wyoming (Bid Amount v. Actual Construction Cost)



\*Bid cost shown is the contract amount bid by the general contractor divided by the square feet of the facility.  
 \*\*Construction cost shown is the amount paid to the general contractor divided by the square feet of the facility.

## **Deployment Schedule**

The State Construction Department (SCD) manages the state responsibility to projects as required in statute and commission rule. The pace and approach to each project is determined by each district's school board and/or administration's goals. SCD Project Managers (PMs) collaborate and provide guidance to meet the individual needs as expressed by each district.

Pursuant to 2018 Wyo. Sess. Laws Ch. 134 § 313(f) and 2020 Wyo. Sess. Laws Ch. 80 § 313(f), the Department respectfully submits this report on the deployment of funds and project progression.

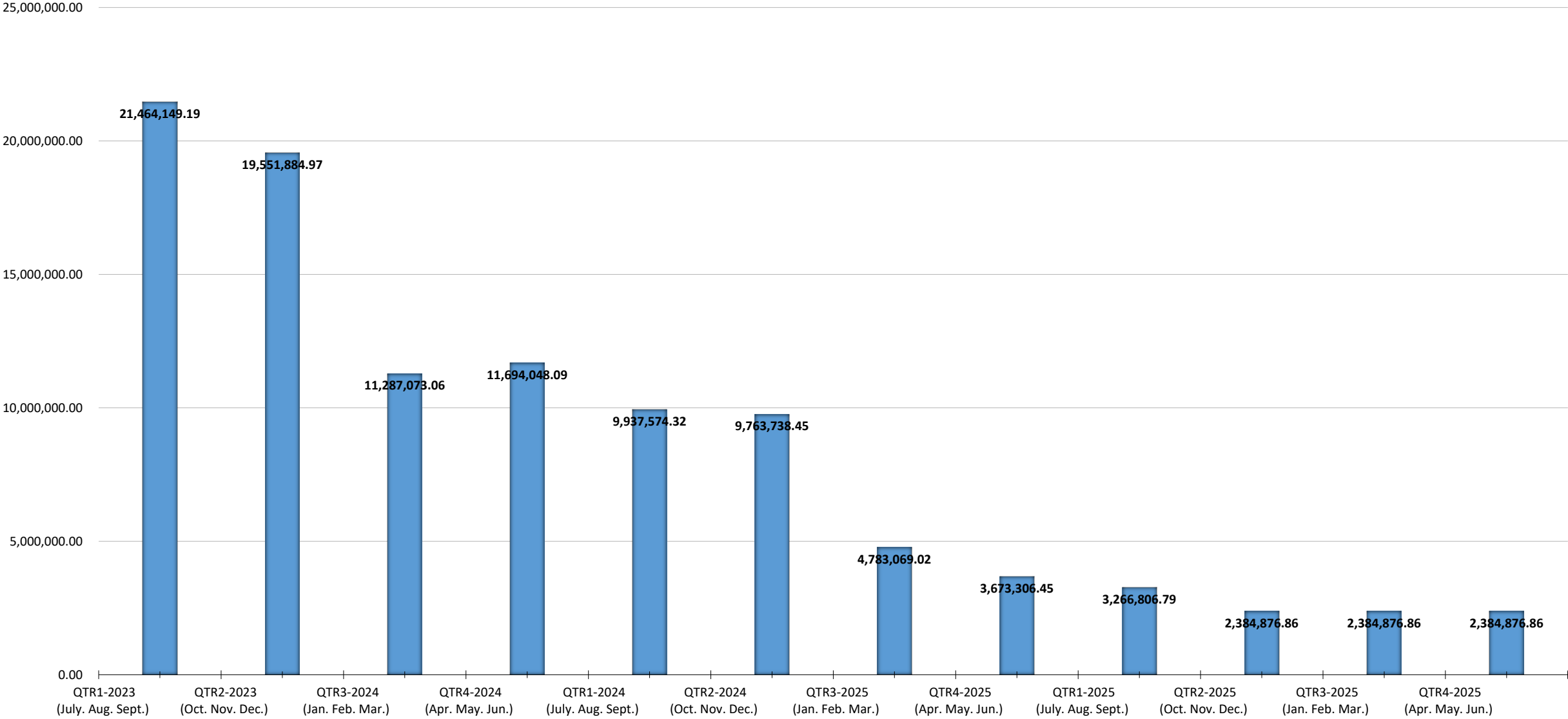
### **The Deployment Schedule:**

Two complementary illustrations are provided to characterize the deployment of legislative funds made available to school districts for capital development and improvements in the upcoming years:

1. DEPLOYMENT SCHEDULE ACTIVELY MANAGED PROJECTS AND REMAINING FUNDS; a project-by-project schedule of anticipated deployment of funds over future quarters by funding phase (Land, Planning, Design and Construction including components)
2. ACTIVELY MANAGED PROJECTS (BY REMAINING FUNDS); a graphic representation of previously appropriated funds and funds from the 2023 Legislative Session are not included.



### Actively Managed Projects (by remaining funds)



## **Wyoming State Construction Department 2025-26 Biennial Budget Considerations**

### **Background:**

The School Facilities Division (SFD) is presenting a draft budget to the School Facility Commission (SFC) at the August 2023 meeting for its consideration, along with supporting data to help Commissioners:

- gain a better understanding of the budget that was being developed and the financial impact the budget consideration might have on district stakeholders; and
- provide SFD with direction on developing a prioritized project list for the Commission to review/approve during its August meeting, and present to the Governor and the Select Committee on School Facilities (Select Committee).

The proposed budget has been developed utilizing the 2023 facility planning process, 2022/23 Facility Assessment Report, SFC policies, and applicable statutes.

### **Action Item:**

Submit a biennial budget recommendation in compliance with State statute.

### **Reference:**

#### **W.S. 21-15-119 Commission budget and funding recommendations**

(a) Notwithstanding W.S. 9-2-1012, the commission shall annually, not later than September 1, develop and submit a recommended budget for projects and school capital construction financing to the governor, through the state budget department and to the select committee on school facilities. The department shall prepare and provide information as requested by the commission. The commission shall include with its recommended budget to the select committee the comprehensive assessment specified in W.S. 21-15-115 (b), the prioritized list of projects specified in W.S. 21-15-117 including the amounts allocated to each project and the annual building status report specified under W.S. 21-15-121. The recommended budget submitted by the commission shall include:

(i) The estimated costs and proposed funding amounts for all projects determined under W.S. 21-15-117 and 21-15-118 and proposed for that budget period, together with estimated expenditures for major building and facility repair and replacement program payments under W.S. 21-15-109 for the same budget period;

(ii) Financing alternatives for funding the recommended budget, which uses any combination of the following financing alternatives:

(A) Direct payment from the school capital construction account;

(B) Proceeds from state revenue bonds issued under W.S. 21-15-108;

(C) Real property leasing under W.S. 21-15-112. Any payments for real property leasing shall be made from the school capital construction account subject to W.S. 21-15-112. For the purpose of this section, real property leasing includes payments sufficient for the exercise of a purchase option under the lease.



(iii) In odd-numbered years, the commission's recommendation on September 1 shall be for expenditures during the two (2) succeeding fiscal years. The recommendation for the second year shall be based on estimates of expenditures and payments. In even-numbered years, the commission's recommendation on September 1 shall be for expenditures during the succeeding fiscal year. As it determines to be necessary in any year, the commission's recommendation on September 1 may contain a recommendation for revised expenditures during the current fiscal year.

(c) Budgets submitted by the commission under subsection (a) of this section and recommended by the select committee under W.S. 28-11-301 shall be attached to specified projects for the applicable budget period, which projects shall be referred to as planning and design phase projects and construction phase projects. With the approval of the governor, the department may transfer up to fifteen percent (15%) of the total funds appropriated between project phases. Any modification of appropriation expenditures between project phases shall be reported to the select committee in accordance with W.S. 28-11-301(c)(iv). Additionally, the commission may for any budget period specify amounts within its budget which are recommended to cover inflation, unanticipated costs, off-site infrastructure costs and other such contingency or special project costs provided the additional costs are reported and approved in accordance with W.S. 28-11-301(c)(iv). Amounts appropriated by the legislature shall not be construed to be an entitlement or guaranteed amount and shall be expended by the department in accordance with facility guidelines to ensure adequate, efficient and cost-effective school buildings and facilities as required by W.S. 21-15-114(a)(vii).

**Potential Results:**

The Commission will develop and submit a recommended budget for projects and school capital construction financing to the Governor and the Select Committee in accordance with State statute that requires the Commission do so no later than September 1.

**SCD Recommendation:**

The SCD recommends the Commission approve the following recommendations:

The SFC recommends the budget amounts identified by category in the chart below and will be included in the 2023 Annual Report.

<b>Category</b>	<b>Amount</b>
Major Maintenance	\$ 176,112,379
Charter School Leases	\$ 2,267,303
Modular Leases	\$ 52,125
Planning	\$ 1,000,000
Design	\$ 10,612,754
Construction	\$ 69,574,013
Demolition	\$ 2,634,698
Ancillary	\$ 29,432,710
Component	\$ 37,138,592
Engineering & Technical	\$ 700,000
Unanticipated 6%	\$ 9,233,566
Other Budget Consideration	\$ 3,500,000
<b>Total</b>	<b>\$ 342,258,140</b>

**Major Maintenance:** The funding request for Major Maintenance (MM) is derived from the formula required per W.S. 21-15-109. The formula generated an amount of \$176,112,379 – this is an increase of \$8,146,664 over the current standard budget. The SCD recommends the SFC approves \$8,146,664 be advanced by the Commission for the 25-26 Biennial Budget.

**Charter School Leases:** Per W.S. 21-3-110(a)(x)(A), the state is required to provide for amounts for Charter School Lease payments. The SCD recommends the SFC approves \$2,267,303 be advanced by the Commission for the 25-26 Biennial Budget.

**Modular Leases:** Per W.S. 21-15-118(b), the state is required to provide for payments for temporary space for any scheduled building remedy by means of portable buildings creating capacity or by other means available to the department. During the facility planning process, three modulars were identified and total \$52,125. The SCD recommends the SFC approves \$52,125 be advanced by the Commission for the 25-26 Biennial Budget.

**Planning:** The SCD recommends an additional \$1,000,000 for studies to replenish the use of the previously appropriated \$5,000,000. The SCD recommends the SFC approves \$1,000,000 be advanced by the Commission for the 25-26 Biennial Budget for studies.

**Design:** The SCD recommends that the Commission advance to the Select Committee on School Facilities the following Educational Building Design project requests:

**Design Request**

District	Project Name	Requested Amount
Campbell #1	Campbell County High School	\$ 7,605,809
Laramie #1	Laramie #1 - New ES 2*	\$ 3,006,945
<b>Total</b>		\$ 10,612,754

\*Contingent on final MCER determination

The SCD recommends the SFC approves \$10,612,754 be advanced by the Commission for the 25-26 Biennial Budget for Design projects.

**Construction:** The SCD recommends that the Commission advance to the Select Committee on School Facilities the following Educational Building Construction project requests, conditioned on final approval by the Commission of a MCER determination for each project:

**Construction Requests**

District	Project Name	Requested Amount
Laramie #1	New ES 2	\$ 38,701,172
Niobrara # 1	HS - Vo Ag Shop/Bus Maintenance	\$ 2,803,534
Goshen #1	Southeast ES/MS/HS renovation	\$ 21,545,887
Campbell County #1	Conestoga ES	\$ 6,523,420
<b>Total</b>		\$ 69,574,013

The SCD recommends the SFC approves \$69,574,013 be advanced by the Commission for the 25-26 Biennial Budget for Construction projects.

**Demolition:** The SCD recommends that the Commission advance to the Select Committee on School Facilities the following Demolition project requests:

**Demolition Requests**

District	Project Name	Requested Amount
Platte #1	Old Wheatland MS	\$ 1,319,839
Albany #1	Old Slade ES	\$ 1,314,859
<b>Total</b>		\$ 2,634,698

The SCD recommends the SFC approves \$2,634,698 be advanced by the Commission for the 25-26 Biennial Budget for Demolition projects.

**Ancillary:** The SCD recommends that the Commission advance to the Select Committee on School Facilities the following Ancillary Building Condition project requests, conditioned on final approval by the Commission of a Most Cost-Effect Remedy (MCER) determination for each project:

**Ancillary Request**

District	Project Name	Requested Amount
Lincoln #2	Transportation Facility	\$ 10,641,076
Crook #1	Sundance Transportation Facility	\$ 8,321,670
Platte #1	Wheatland Transportation Facility	\$ 10,469,964
<b>Total</b>		\$ 29,432,710

The SCD recommends the SFC approves \$29,432,710 be advanced by the Commission for the 25-26 Biennial Budget for Ancillary Building Condition projects.

**Component Projects:** In between major maintenance projects and capital construction projects are component projects. These projects are intended to supplement major maintenance so as to prevent over depletion of major maintenance funds that preserve district assets.

**Component Projects List - 25-26 Biennial Budget**

Priority	District	Project Description	Amount	Cumulative Amount
1	Uinta #1	Davis MS - Secondary transformer, dry, stepdown, 30 kva, replace	\$ 4,377,392	\$ 4,377,392
2	Converse #1	Douglas MS - Supplemental components, air separator, hvac, replace	\$ 3,732,426	\$ 8,109,818
3	Teton #1	Jackson Hole HS - Vocational building - roofing, single-ply membrane, epdm, replace	\$ 3,795,279	\$ 11,905,097
4	Converse #2	Glenrock JHS/HS - Backflow preventer, domestic water, replace	\$ 2,565,293	\$ 14,470,390
5	Carbon #2	Saratoga JHS/HS - Roofing, single-ply membrane, epdm, replace	\$ 2,461,816	\$ 16,932,206
6	Hot Springs #1	Hot Springs County HS - Roofing, single-ply membrane, epdm, replace	\$ 1,634,048	\$ 18,566,255
7	Fremont #38	Arapahoe ES/MS/Charter HS/Maintenance/Bus - roofing, single-ply membrane, epdm, replace	\$ 2,208,556	\$ 20,774,811
8	Sublette #1	Pinedale Administration / Skyline Academy - Roofing, single-ply membrane, epdm, replace	\$ 1,734,458	\$ 22,509,269

9	Sweetwater #1	Rock Springs HS - Backflow preventer, domestic water, replace	\$ 8,249,664	\$ 30,758,933
10	Converse #1	Douglas MS - Roofing, single-ply membrane, epdm, replace	\$ 3,329,264	\$ 34,088,197
11	Platte #1	West ES - Backflow preventer, domestic water, replace	\$ 1,235,979	\$ 35,324,176
12	Sublette #1	Pinedale Admin/Skyline Acad medium voltage distribution phase 1 thru 3 - secondary transformer, dry, stepdown, 30 kva, replace	\$ 1,814,416	\$ 37,138,592

SCD recommendation: The SFC Budget Request shall also include \$ \_\_\_\_\_ in district component request from the school capital construction account to the Commission. This amount shall only be expended for component level maintenance projects recommended by the SFC and approved by the Governor. Prior to approval, the SCD shall report the recommendations of the Commission to the Select Committee and the Joint Appropriations Committee.

**Engineering & Technical:** The SCD is recommending \$700,000 to contract professional services for value engineering on projects requested during this biennial. The SCD recommends the SFC approves \$700,000 be advanced by the Commission for the 25-26 Biennial Budget for professional services.

**Unanticipated:** To coincide with the additional capital construction amount, the SCD recommends \$9,233,566 in Unanticipated Funds to be used in association with the projects identified in this biennial budget request. This amount is 6% of the amount requested under the Planning, Design, Construction, Demolition, Ancillary, Component, and Other Budget Considerations. SFC unanticipated funds allow the Commission to account for unforeseen expenses or cost overruns on projects. The Unanticipated funds are restricted for use on projects approved during the same legislative session the funds are authorized in. The SCD recommends the SFC approves \$9,233,566 be advanced by the Commission for the 25-26 Biennial Budget for Unanticipated Funds to be used as approved by the Commission on projects appropriated in this budget.

**Other Budget Considerations:** In this category, the SCD is presenting two anomalies that fall outside the usual budgeting process.

- 1. Wyoming School for the Deaf** - this is a state-owned property and building. The ultimate goal is to transfer ownership to Natrona County School District #1 so that the facility can be incorporated into the district's major maintenance program. To complete this process, the SFC needs to request funds that could then be provided to the district to purchase the property from the state. This would eventually be a net zero transaction to the state overall at the end of the process. SCD will begin the appraisal process this fall.

SCD recommendation: The SFC approves (upon completion of the appraisal) the actual appraised value up to \$3,500,000 for the purpose of transferring ownership of the School for the Deaf into Natrona CSD #1.

## 2. Other Project Considerations

Under statute, the SFC must develop and submit a recommended budget for projects and school capital construction financing. The statute requires that all budget requests be attached to specific projects and, specifically for SFC, that the SFC adopt the most cost-effective remedy (MCER) for recommended projects. For the budget process, the SCD identifies a need for a school facility based on one of three factors:

1. the condition (FCI) methodologies which identify facilities in need of a remedy
2. the capacity which identifies facilities in need of a remedy, or
3. a district formally reports a problem under Chapter 3, section 8 of the SFC rules and the Commission confirms that there is an issue in need of remedy.

While the SFC only has purview over remedies that fall into these factors, it concedes that not all district facility needs are encompassed within them. The following list of items are offered as information to the SFC.

- Teton#1 Jackson Hole HS - The District has submitted a Ch. 3, Sec 8 request for the new Bronc Achievement Center (BAC)/Jackson Hole HS partial remodel. The BAC does not currently qualify under condition or capacity. The Department has not finished a report on required educational programming, though it has reached out to WDE to consult on the subject of the required educational program, nor has the Commission determined there is a need for a capital remedy.
- Campbell HS - Does not currently qualify under condition or capacity for a complete replacement or full renovation. The District is submitting a Ch. 3, Sec 8 request to the Department/SFC. Due in part to the disproportionately large size of the HS in comparison to the District's allowable square footage as generated from the projected capacity, the facility's FCI score places the District in a difficult position where maintaining the facility is cost-prohibitive, but despite significant deterioration, it will be many years before it rises up the FCI list to qualify for a condition remedy,
- Rock Springs HS - Does not currently qualify under condition or capacity. Due in part to the disproportionately large size of the HS in comparison to the District's allowable square footage as generated from the projected capacity, the facility's FCI score places the District in a difficult position where maintaining the facility is cost-prohibitive, but despite significant deterioration, it will be many years before it rises up the FCI list to qualify for a condition remedy. At this time, the Department has no indication whether the District intends to submit a Ch. 3, Sec 8 request; however, information has been conveyed to the District suggesting that this route is the most workable under the Commission's rules.
- Laramie 1 HS -Does currently qualify under condition for up to 3 additions (1 per HS). The majority of the growth is concentrated at East HS and the Department is requesting funds in the 25-26 budget for a remedy at this school. However, the Department is in the process of initiating the most cost-effective remedy study or remedies for the other two High Schools which should also be taken into consideration

The SCD recognizes these items do not currently qualify for a budget recommendation under Capacity or Condition needs over which the SFC has purview. Furthermore, while there has not yet been an approved formal request under Chapter 3, section 8, two of these districts have presented a need to the SFC and the other two have conveyed a need to the Director. While the SFC cannot put forth a request for items without a formal request, it can include this information in the Annual Report that is submitted to the Legislature. The Legislature can then review the

information and consider any appropriate actions. By including the information in the Annual Report, the SFC acknowledges it and the districts' desire to address these situations and obtain state funding for appropriate remedies.

SCD recommendation: The SFC acknowledges receipt of this information and approves the SCD including it in the Annual Report that is submitted to the Legislature.

**Recommended Motion:**

I move the Commission to approve the SCD's recommendation as indicated and request \$ \_\_\_\_\_ in budget consideration requests.

Author: Laura Anderson

Contact Information: [laura.anderson1@wyo.gov](mailto:laura.anderson1@wyo.gov) 307-777-2901