



DFS COVID Response

Korin Schmidt, Director

May 29th, 2020



WYOMING DEPARTMENT
OF FAMILY SERVICES



DFS Response - Immediate

- Protect the health and safety of clients and staff
 - Remote client interviews and visitation when possible - 65% of social services visits done remotely
 - Modified intake procedures at the WBS and WGS
 - Implemented an essential child care map & clearinghouse for substitute child care workers
 - Conducted foster care mapping to quickly locate all children in out-of-home placement
- Capitalizing on program flexibility offered by the feds
 - SNAP - online purchasing, increased allotments, expanded eligibility to families receiving free and reduced lunch through PEBT program
 - LIEAP - extended heating assistance season
 - Child Care Assistance - assistance payments based on enrollment, rather than attendance
 - Social Services - remote visitation, modified processes for emergency foster home certification and fingerprint-based background checks for providers

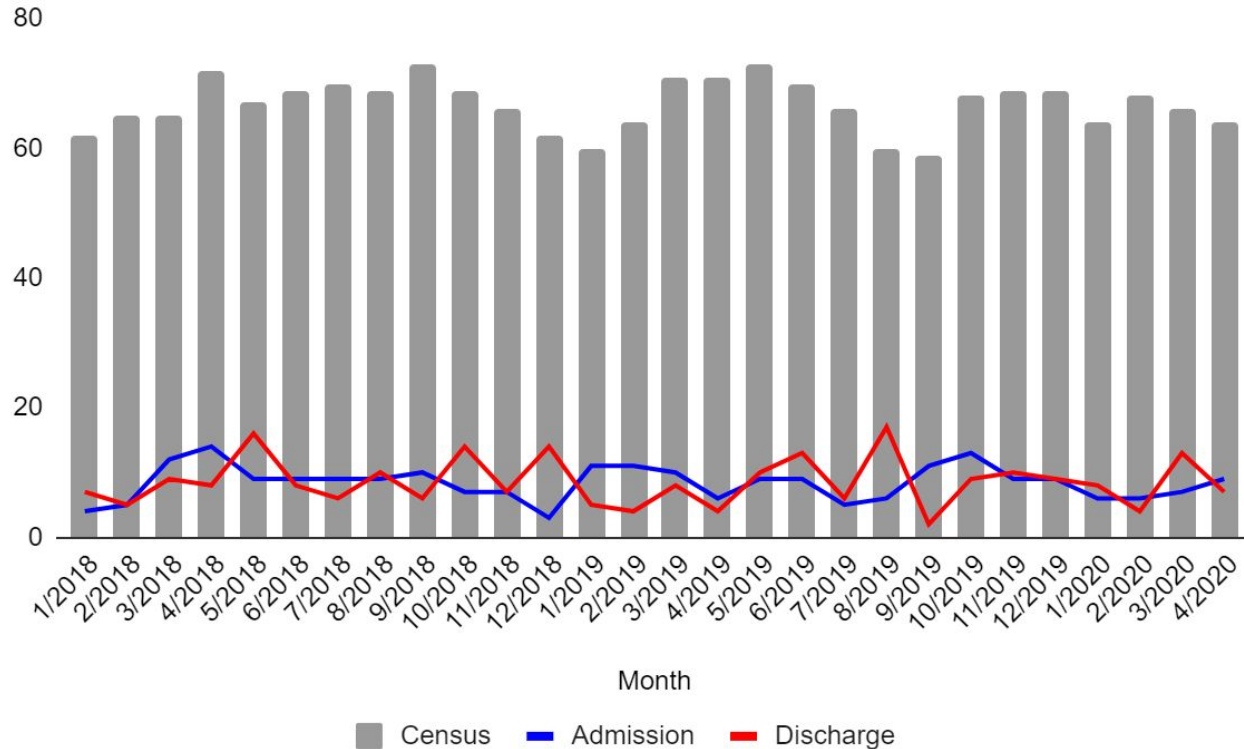
DFS - CARES Act Funds

- Economic Assistance
 - \$4.1M for child care - allocated \$900K to child care assistance payments, \$1.5M to licensed providers for one-time payments, and \$1.7M for need-based grants to providers
 - \$2.4M to LIEAP to enhance benefits
 - \$1.1M for homelessness services
- Social Services
 - 6.2% increase in FFP for Title IV-E
 - \$61K to Title IV-B ,Part I

DFS Response - Ongoing

- DFS serves vulnerable, low-income families experiencing
 - Food insecurity (SNAP)
 - Unsafe housing (LIEAP)
 - Financial insecurity (TANF)
 - Inability to afford safe child care (child care assistance)
- DFS also serves the general population through
 - Child and adult protective services (Social Services)
 - Child care center and substitute care licensing
 - Processing of child support payments
 - Central registry screening for businesses and jurisdictions
- The economic impact of COVID-19 is pushing more families over the edge - **DFS will likely see increased demand for services in the coming months**

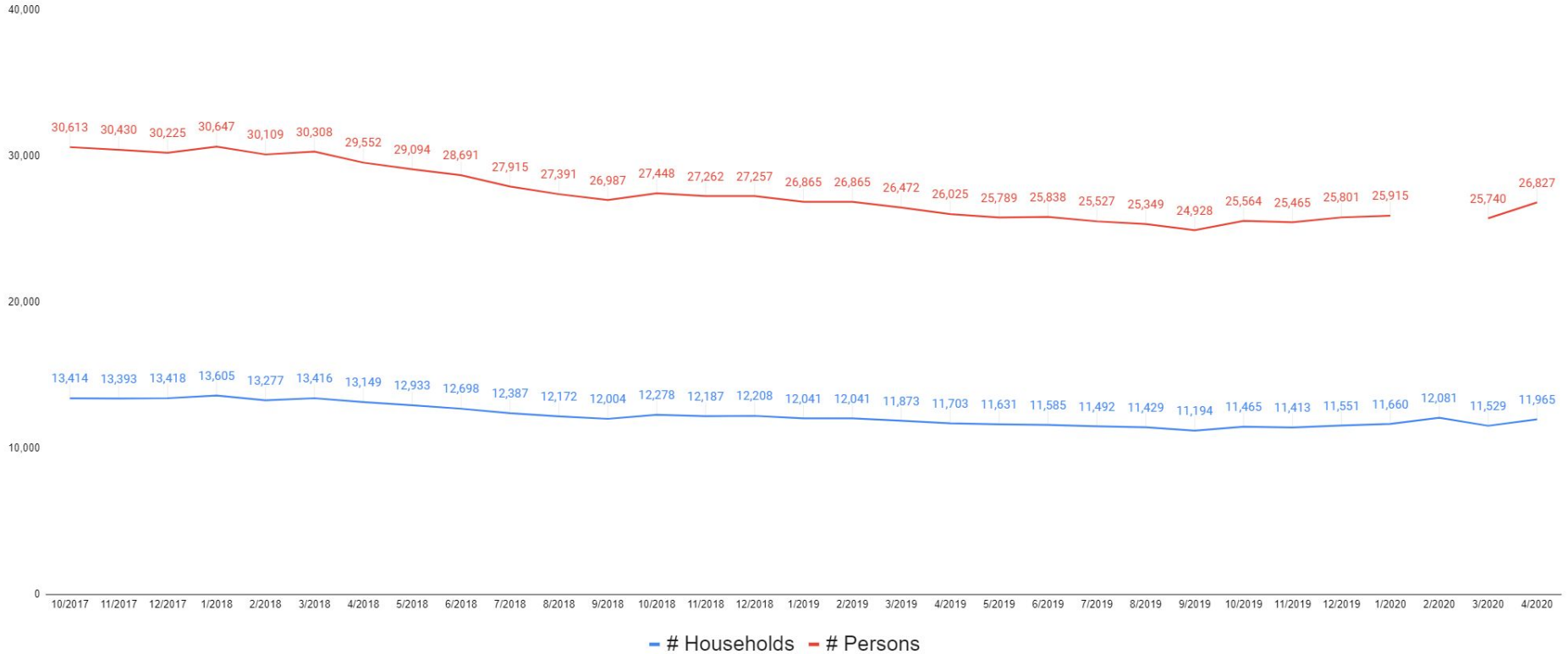
Wyoming Boys School - Stable



Wyoming Girls School - Stable

	SFY 2018	SFY 2019	SFY 2020 (as of 5/18/20)
Admissions	46	52	33
Discharges	51	54	39
Average Daily Census	30	37	25
Average Length of Stay	8.5 months	8 months	7.5 months
Average Age	15.7 years	15.7 years	16 years

SNAP Enrollment - Concerning



TANF Enrollment - Stable

- Enrollment steady for now

	March	April
Total # of Cases	473	470
Children	867 (79%)	871 (78%)
Adults	237 (21%)	245 (22%)
Total # of Recipients	1,104	1,116

- It will take time for people to burn through their assets to meet eligibility criteria

Child Support Collections - Stable

- Collections steady for now

	March		April	
	Collections	Caseload	Collections	Caseload
2019	\$7,650,122.97	26,281	\$6,427,269.55	26,252
2020	\$7,094,635.73	25,091	\$5,764,310.95	25,014
Change from 2019	(-\$555,487.24)	(-1,190)	(-\$662,958.60)	(-1,238)

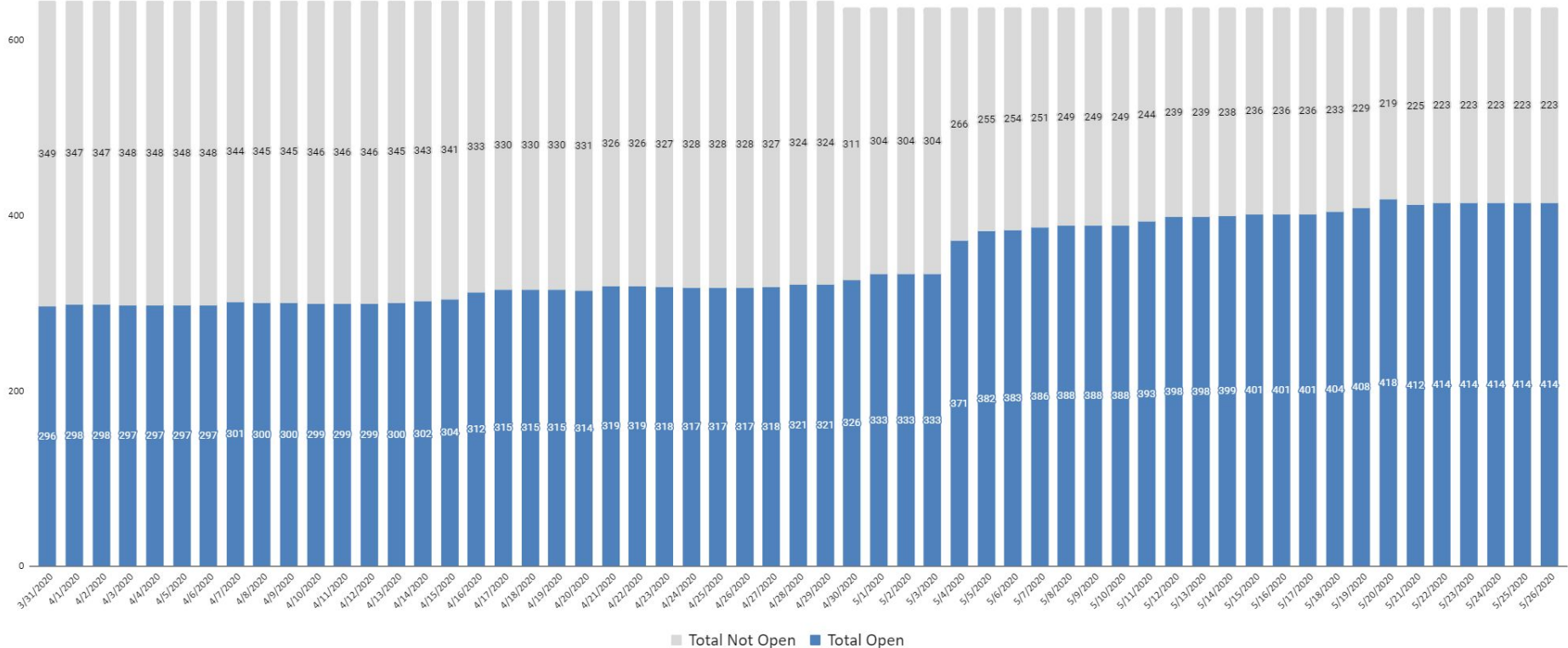
*Decline in collections from March to April of 2020 due to delays in IRS tax refund processing

- Change in income may result in modifications to orders and reduced collections

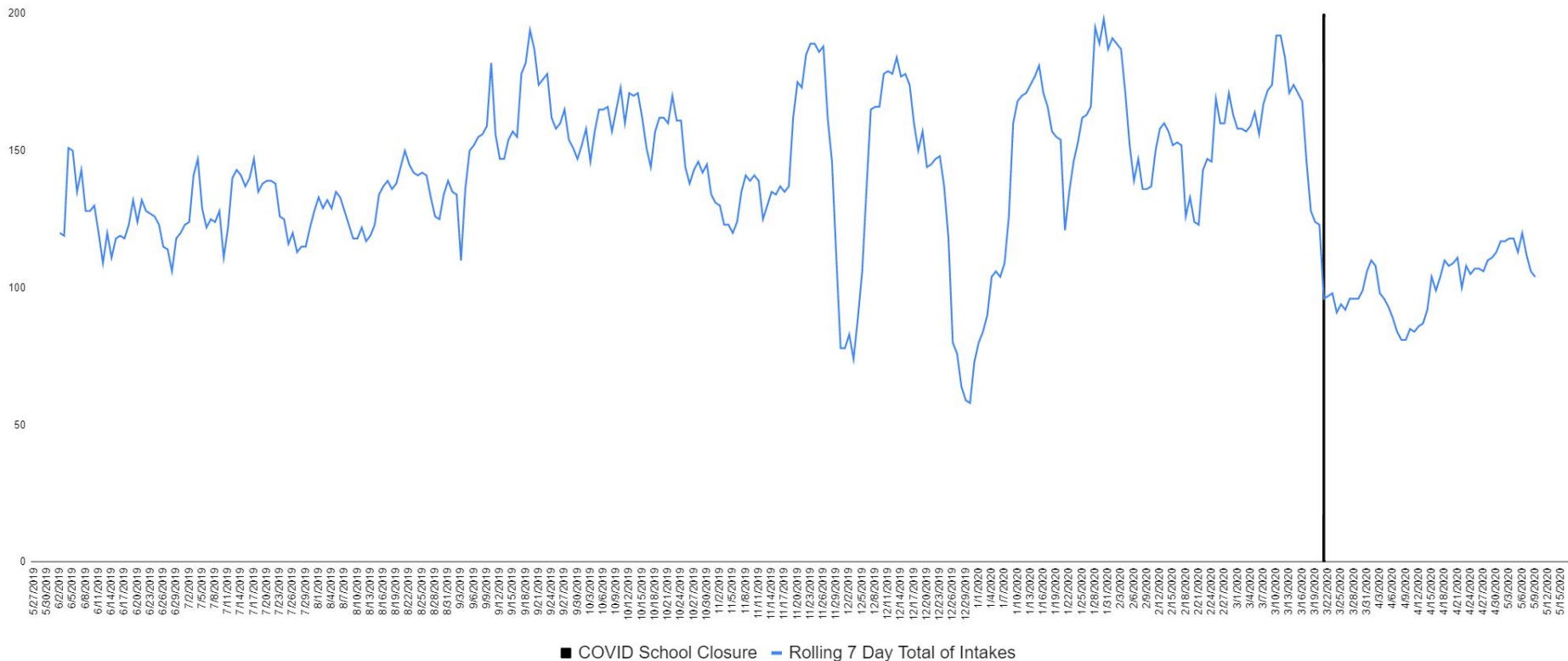
Child Care Assistance - Concerning

- Child care assistance payments made to child care centers on behalf of low-income parents who are working or in school
- ~\$1M/month in payments (50% SGF, 50% FF)
- Block grant is capped
 - **No additional federal funds available**
 - If demand exceeds available funds, DFS will institute a **wait list**

Licensed Child Care Centers - Concerning



Social Services, CPS Intakes - **Concerning**



Social Services, CPS Intakes, by Reporter Type

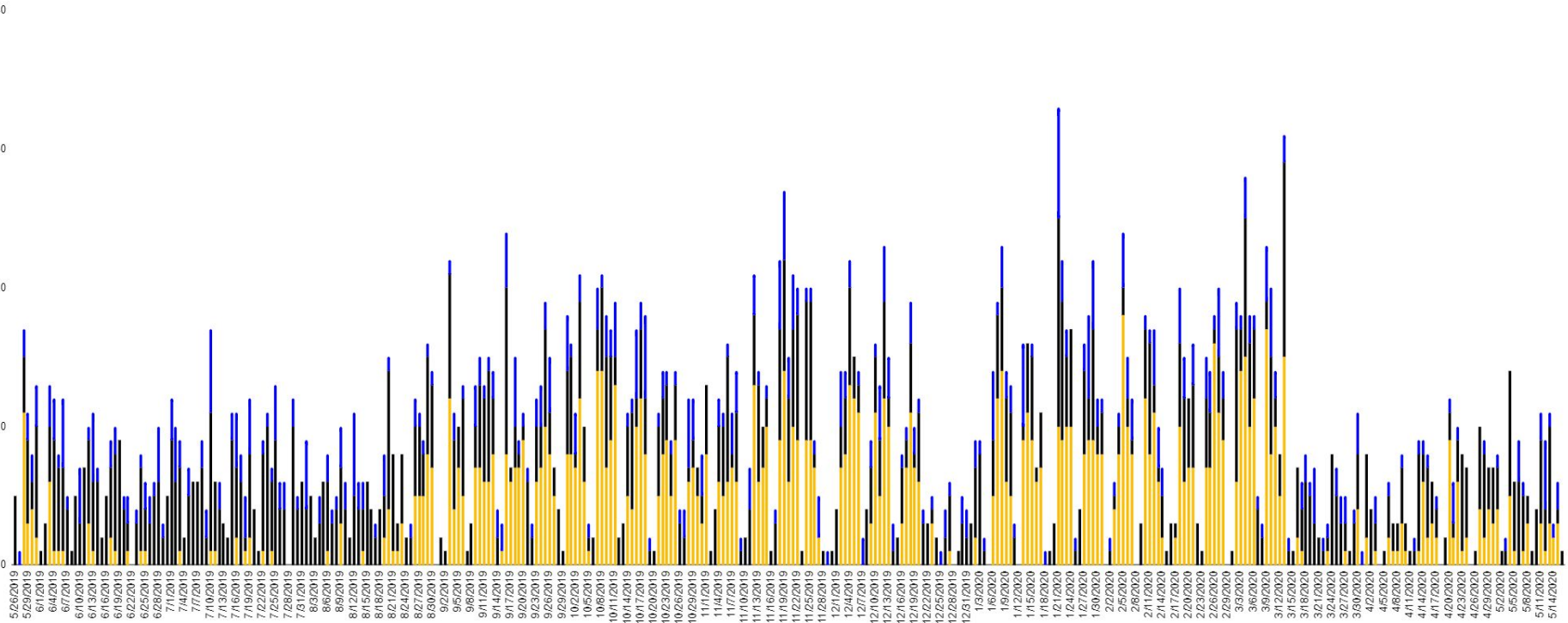
40

30

20

10

0



■ MEDICAL PERSONNEL ■ LEGAL PERSONNEL ■ EDUCATIONAL PERSONNEL

Social Services, CPS - # of Involved Children

- We can use historical data to estimate our *expected* number of DFS-involved children and compare that to what we've *observed* to estimate how many children *would have entered the system, but did not*
 - Expected: **605** children entering the system **per month** (based on CY 2013-2019 data)
 - Observed: **453** have entered the system **per month** (CY 2020 data)
 - Difference: **152 children per month** (estimate)
- Applying historical rates, we estimate that of the 152 unreported children per month:
 - **135** would meet the criteria for an **in-home case**
 - **3** may have been maltreated
 - **17** would meet the criteria for an **out-of-home foster care placement**
 - **12** may have suffered **neglect**
 - **4** may have suffered **physical abuse**
 - **0-1** may have suffered **medical neglect**
 - **0-1** may have suffered **sexual abuse**

Social Services, CPS - Projections

- **Additional** children projected to enter the system in the summer of 2020
 - 473 additional children with in-home cases
 - 60 additional children in protective custody
- Increase in entry will be **temporary**, impact to the system will be **sustained**
 - Increased caseloads will slow casework for **both new and existing cases**
 - Slower casework may result in **longer lengths of stay** in the system
 - Caseloads already above target of 18 per caseworker

Ongoing DFS Response

- Identified provider needs through December 2020
 - \$17.4M for child care financing
 - In partnership with the University of Wyoming, estimated Wyoming's child care providers require \$128M in revenue to maintain capacity through December of 2020
 - Accounting for existing child care assistance payments, CARES Act funds for child care, and parent payments, estimate \$17.4M in support needed to maintain existing capacity, minimum
 - \$7.5M for provider support to maintain social services
- Anticipate **increased demand for services**
- **No** agency statutory needs