



# Crime in Wyoming 2018

*Division of Criminal  
Investigation  
Uniform Crime Report*

## CONTENTS

Message from Director Woodson.....	7
Agency Participation.....	9
Introduction to UCR.....	10
Uniform Crime Report Definitions.....	12
Part I (Index) Offenses.....	12
Part II Offenses.....	13
The Crime Index.....	15
Violent Crimes.....	16
Property Crimes.....	17
Clearances.....	18
Crime Rates.....	19
Crime Rates by Agency.....	20
Classification of Crimes.....	23
Murder and Non-negligent Manslaughter.....	24
Forcible Rape.....	26
Robbery.....	27
Aggravated Assault.....	29
Simple Assault.....	30
Overall Assault Totals.....	31
Burglary.....	32
Larceny-Theft.....	35
Motor Vehicle Theft.....	37
Arson.....	39
Law Enforcement Officers Killed or Assaulted (LEOKA).....	41

Hate Crime Reporting.....	44
Domestic Violence Report.....	45
Stolen and Recovered Property Totals.....	49
Cargo Theft.....	51
Human Trafficking.....	52
Wyoming Arrests – State Totals.....	53
Albany County Totals.....	55
Albany County Sheriff’s Office.....	55
Laramie Police Department.....	56
University of Wyoming Police Department.....	57
Big Horn County Totals.....	58
Big Horn County Sheriff’s Office.....	58
Basin Police Department (DOES NOT REPORT).....	59
Lovell Police Department (DOES NOT REPORT).....	60
Greybull Police Department.....	61
Campbell County Totals.....	62
Campbell County Sheriff’s Office.....	62
Gillette Police Department.....	63
Carbon County Totals.....	64
Carbon County Sheriff’s Office.....	64
Rawlins Police Department.....	65
Saratoga Police Department.....	66
Hanna Marshall’s Office.....	67
Converse County Totals.....	68
Converse County Sheriff’s Office (DOES NOT REPORT).....	68

Douglas Police Department.....	69
Glenrock Police Department.....	70
Crook County Totals.....	71
Crook County Sheriff’s Office.....	71
Sundance Police Department.....	72
Moorcroft Police Department.....	73
Fremont County Totals.....	74
Fremont County Sheriff’s Office.....	74
Lander Police Department.....	75
Riverton Police Department.....	76
Goshen County Totals.....	77
Goshen County Sheriff’s Office.....	77
Torrington Police Department.....	78
Hot Springs County Totals.....	79
Hot Springs County Sheriff’s Office.....	79
Thermopolis Police Department.....	80
Johnson County Totals.....	81
Johnson County Sheriff’s Office.....	81
Buffalo Police Department.....	82
Laramie County Totals.....	83
Laramie County Sheriff’s Office.....	83
Cheyenne Police Department.....	84
Pine Bluffs Police Department.....	85
Lincoln County Totals.....	86
Lincoln County Sheriff’s Office.....	86



Afton Police Department.....	87
Kemmerer Police Department.....	88
Diamondville Police Department (DOES NOT REPORT).....	89
Natrona County Totals.....	90
Natrona County Sheriff’s Office.....	90
Casper Police Department.....	91
Mills Police Department.....	92
Evansville Police Department.....	93
Niobrara County Totals.....	94
Niobrara County Sheriff’s Office.....	94
Lusk Police Department.....	95
Park County Totals.....	96
Park County Sheriff’s Office.....	96
Cody Police Department.....	97
Powell Police Department.....	98
Platte County Totals.....	99
Platte County Sheriff’s Office.....	99
Wheatland Police Department.....	100
Sheridan County Totals.....	101
Sheridan County Sheriff’s Office.....	101
Sheridan Police Department.....	102
Sublette County Totals/Sublette County Sheriff’s Office.....	103
Sweetwater County Totals.....	104
Sweetwater County Sheriff’s Office.....	104
Green River Police Department.....	105

Rock Springs Police Department.....	106
Teton County Totals.....	107
Teton County Sheriff’s Office.....	107
Jackson Police Department.....	108
Uinta County Totals.....	109
Uinta County Sheriff’s Office.....	109
Evanston Police Department.....	110
Washakie County Totals.....	111
Washakie County Sheriff’s Office.....	111
Worland Police Department.....	112
Weston County Totals.....	113
Weston County Sheriff’s Office.....	113
Newcastle Police Department.....	114

## MESSAGE FROM DIRECTOR WOODSON

---



Crime in Wyoming 2018 is a compilation of Uniform Crime Reporting (UCR) statistics from January through December, 2018.

The Wyoming UCR Program became fully operational in June, 1977, and has evolved since then. As stated in the first annual UCR report, *Crime in Wyoming 1978*, the goals of the UCR Program were originally stated, and they still hold true today:

- Inform the Governor, Legislature, other governmental officials, and the public as to the nature of the crime problem in Wyoming
- Provide law enforcement administrators with criminal statistics for administrative and operational use
- Determine who commits crimes by age, sex and race in order to find the proper focus for crime prevention and enforcement
- Provide proper base data and statistics to measure the workload and effectiveness of Wyoming's Criminal Justice System
- Provide proper base data and statistics for research to improve the efficiency, effectiveness and performance of Criminal Justice Agencies
- Provide base data and statistics to measure the effects of prevention and deterrence programs
- Provide base data to assist in the assessment of social and other causes of crime for the development of theories of criminal behavior

To continue our commitment on streamlining and improving the way crime statistics are collected, the Division of Criminal Investigation is participating in the National Crime Statistics-Exchange (NCS-X) Project that assists in the development of a National Incident-Based Reporting System (NIBRS) for state UCR programs. This is in response to the Federal Bureau of Investigation announcement that it will “discontinue its Summary Reporting System (SRS) for crime statistics and fully transition the UCR program to the data-rich (NIBRS) data collection” by January 1, 2021. The Division of Criminal Investigation began accepting electronic NIBRS submissions from local agencies at the beginning of 2019. Wyoming became a NIBRS Compliant State in December 2018.

Our 2019 Annual Crime in Wyoming Report will have a different format and will include both NIBRS and Summary reporting agencies until Summary data is no longer collected by the National Uniform Crime Reporting Program. Our Quarterly Crime in Wyoming Reports will also change in format. These publications will only include Domestic Violence data.

For more information on our transition please visit <http://wyomingdci.wyo.gov/dci-criminal-justice-information-systems-section/uniform-crime-reporting>

Thank you,

*Steve Woodson*

Steve Woodson, Director  
Division of Criminal Investigation



## AGENCY PARTICIPATION

---

**The agencies that are not participating in the voluntary UCR program in 2018 are:**

Converse County Sheriff's Office

Teton County Sheriff's Office

Baggs Police Department

Basin Police Department

Cokeville Police Department

Diamondville Police Department

Guernsey Police Department

Hulett Police Department

LaBarge Police Department

Lovell Police Department

Ranchester Police Department

Upton Police Department

Northern Wyoming Community College

**The participating agencies that have not submitted domestic violence reports in 2018 are:**

Cheyenne Police Department

## INTRODUCTION TO UCR

---

This annual report of Crime in Wyoming presents data on reported crime from January through December, 2018.

The data presented in this report was compiled from Uniform Crime Reporting (UCR) records submitted by contributing law enforcement agencies. These records are designed to collect pertinent standardized data at the city, county and state levels, and were prepared in compliance with the National Uniform Crime Reporting Program standards and definitions.

Agencies prepare UCR forms containing offense, clearance, arrest and supplemental information, and submit monthly reports to the State UCR Program, Criminal Justice Information Section, Division of Criminal Investigation, Office of the Attorney General<sup>1</sup>. After processing, the reports are sent to the FBI for use in compilation and analysis of national level crime statistics.

Fifty-three law enforcement agencies report directly to the State UCR Program, thirteen agencies are covered by a Sheriff's Office and nine agencies do not report. The local law enforcement agencies that do report serve jurisdictions representing 95.9 percent of the State's population<sup>2</sup>. Twenty-one sheriffs' offices and thirty-two police departments contributed UCR reports in 2018.

For Part I offenses, information regarding the incident, certain supplemental crime information, and arrest data is collected, however, the UCR Program collects only *arrest* data for Part II offenses.

The Domestic Violence Reporting Program information was compiled from data submitted by all reporting Wyoming law enforcement agencies within whose jurisdiction incidents of domestic violence occurred<sup>3</sup>.

The *Hate Crime Reporting Summary* has been compiled in response to the *Hate Crime Statistics Act of 1990*. The Summary's data was compiled from those agencies submitting reports for each particular quarter of 2018.

Human Trafficking collection was implemented due to enacting of the *William Wilberforce Trafficking Victims Protection Reauthorization Act of 2008*. This act requires the FBI to collect human trafficking offenses as Part I violent crimes. The UCR system created two additional Part I offenses for Human Trafficking in order to collect offense and arrest data.

Beginning in 2017, the Division of Criminal Investigation's Uniform Crime Reporting Unit, has begun implementing a NIBRS system through participation in the National Crime Statistics Exchange Project. This project aims to modernize crime statistics through the implementation of a National Incident-Based Reporting System (NIBRS). It is our goal to implement this new

---

<sup>1</sup>See W.S. 1977 7-1-102 for legislation mandating the reporting of crime information to the Attorney General's Office.

<sup>2</sup>Based on estimates calculated from population data by the U.S. Bureau of Census and the National UCR Program.

<sup>3</sup>See W.S. 7-20-107(b) mandating the reporting of all domestic violence incidents to the Division of Criminal Investigation, Office of the Attorney General.

method of reporting by the Federal Bureau of Investigation's deadline of January 1, 2021.

---

## UNIFORM CRIME REPORT DEFINITIONS

---

Offenses in Uniform Crime Reporting are divided into two groups designated as Part I and Part II crimes. Information on the number of Part I offenses known to law enforcement, the number of offenses cleared by arrest or exceptional means, and the number of persons arrested are reported. Only arrest data is reported for Part II offenses.

---

### PART I (INDEX) OFFENSES:

---

1. **CRIMINAL HOMICIDE** - (a) *Murder and Non-Negligent Manslaughter*: The willful (non-negligent) killing of one human being by another. Deaths caused by negligence, attempts to kill, assaults to kill, suicides, accidental deaths, and justifiable homicides are excluded. Justifiable homicides are limited to: (1) The killing of a felon by a law enforcement officer in the line of duty; and (2) The killing of a felon, by a private citizen, while in the act of committing a felony, (b) *Manslaughter by Negligence*: The killing of another person through gross negligence. This excludes traffic fatalities. Wyoming collects both forms of homicide under the murder category.
2. **FORCIBLE RAPE** - Penetration, no matter how slight, of the vagina or anus with any body part or object, or oral penetration by a sex organ of another person, without the consent of the victim.
3. **ROBBERY** - The taking or attempting to take anything of value from the care, custody, or control of a person or persons by force or threat of force or violence by putting the victim in fear.
4. **AGGRAVATED ASSAULT** - An unlawful attack by one person upon another for the purpose of inflicting severe or aggravated bodily injury. This type of assault usually is accompanied by the use of a weapon or by means likely to produce death or great bodily harm.
5. **BURGLARY-BREAKING OR ENTERING** - The unlawful entry of a structure to commit a felony or theft. Attempted forcible entry is included.
6. **LARCENY-THEFT** - (Except motor vehicle theft) - The unlawful taking, carrying, leading, or riding away of property from the possession or constructive possession of another. Examples are thefts of bicycles or automobile accessories, shoplifting, pocket-picking, or the stealing of any property or article which is not taken by force and violence or by fraud. Attempted larcenies are included. Embezzlement, "con" games, forgery, worthless checks, etc., are excluded.
7. **MOTOR VEHICLE THEFT** - The theft or attempted theft of a motor vehicle. A motor vehicle is self-propelled and runs on the surface and not on rails. Specifically excluded from this category are motorboats, construction equipment, airplanes, and farming equipment.
8. **ARSON** - Any willful or malicious burning or attempt to burn, with or without intent to defraud, a dwelling house, public building, motor vehicle or aircraft, personal property of another, etc.



9. **HUMAN TRAFFICKING- COMMERCIAL SEX ACTS**- Inducing a person by force, fraud, or coercion to participate in commercial sex acts, or in which the person induced to perform such act(s) has not attained 18 years of age.

10. **HUMAN TRAFFICKING – INVOLUNTARY SERVITUDE** – The obtaining of a person(s) through recruitment, harboring, transportation, or provision, and subject persons by force, fraud, or coercion into involuntary servitude, peonage, debt bondage, or slavery (not to include commercial sex acts).

---

**PART II OFFENSES:**

---

11. **OTHER ASSAULTS (Simple)** - Assaults or attempted assaults where no weapon was used and which did not result in serious or aggravated injury to the victim. (While simple assaults are not an Index crime, these totals are sometimes included with Aggravated Assault to show total assault figures.)

12. **FORGERY AND COUNTERFEITING** - Making, altering, uttering or possession, with intent to defraud, anything false which is made to appear true.

13. **FRAUD** - Fraudulent conversion and obtaining money or property by false pretenses. Included are larceny by bailee and bad checks except forgeries and counterfeiting.

14. **EMBEZZLEMENT** - Misappropriation or misapplication of money or property entrusted to one's care, custody, or control.

15. **STOLEN PROPERTY: BUYING, RECEIVING, POSSESSING** - Buying, receiving, and possessing stolen property.

16. **VANDALISM** - Willful or malicious destruction, injury, disfigurement, or defacement of any public or private property, real or personal, without consent of the owner or person having custody or control.

17. **WEAPONS: CARRYING, POSSESSING, ETC.** - All violations of regulations or statutes controlling the carrying, using, possessing, furnishing, and manufacturing of deadly weapons or silencers.

18. **PROSTITUTION AND COMMERCIALIZED VICE** - Sex offenses of a commercialized nature, such as prostitution, keeping a bawdy house, procuring or transporting women for immoral purposes.

19. **SEX OFFENSES** (except forcible rape, prostitution, or commercialized vice) - Statutory rape and offenses against chastity, common decency, morals, and the like.

20. **DRUG ABUSE VIOLATIONS** - State and local offenses relating to narcotic drugs, such as unlawful possession, sale, use, growing and manufacturing of narcotic drugs.

21. **GAMBLING** - Promoting, permitting or engaging in illegal gambling.

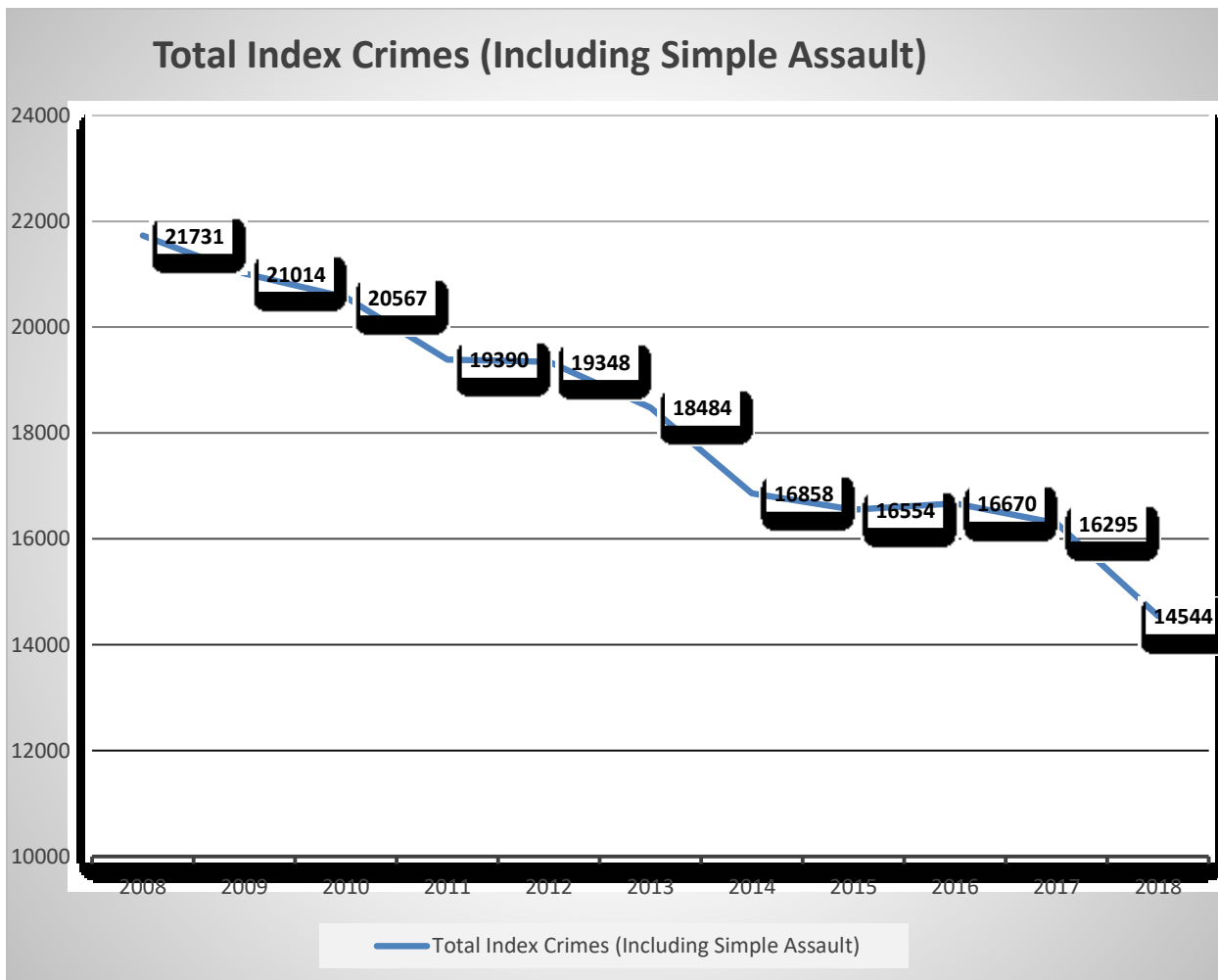
22. **OFFENSES AGAINST THE FAMILY AND CHILDREN** - Neglect, non-support, desertion, or abuse of family and children.

23. **DRIVING UNDER THE INFLUENCE** - Driving or operating any vehicle or common carrier while drunk or under the influence of liquor or narcotics.

24. **LIQUOR LAWS** - State or local liquor law violations, except “drunkenness” (offense 25) and “driving under the influence” (offense 23). Federal violations are excluded.
25. **DRUNKENNESS** - Drunkenness or intoxication, except “driving under the influence.”
26. **DISORDERLY CONDUCT** - Breach of peace.
27. **VAGRANCY** - Vagabondage, begging, loitering, etc.
28. **ALL OTHER OFFENSES** - All violations of state or local laws, except 1 through 25 and traffic offenses.
29. **SUSPICION** - No specific offense; suspect released without formal charges being placed.
30. **CURFEW AND LOITERING LAWS** - Offenses relating to violation of local curfew or loitering ordinances where such laws exist.
31. **RUNAWAYS** - Limited to juveniles taken into protective custody under provisions of local statutes. The national UCR program no longer collects or publishes this data.

## THE CRIME INDEX

The offenses which comprise the Crime Index are considered serious, either by their nature or by the frequency with which they occur. Each offense presents a common law enforcement problem. Crimes within the Index are further categorized as Violent Crimes (Murder, Forcible Rape, Robbery, Human Trafficking and Aggravated Assault) or as Property Crimes (Burglary, Larceny-Theft, and Motor Vehicle Theft). By congressional mandate, Arson was added as a reportable offense in 1979. Arson data collection is done separately, and except where noted as the "Modified Crime Index," it is presented independently of other offense data in this report.

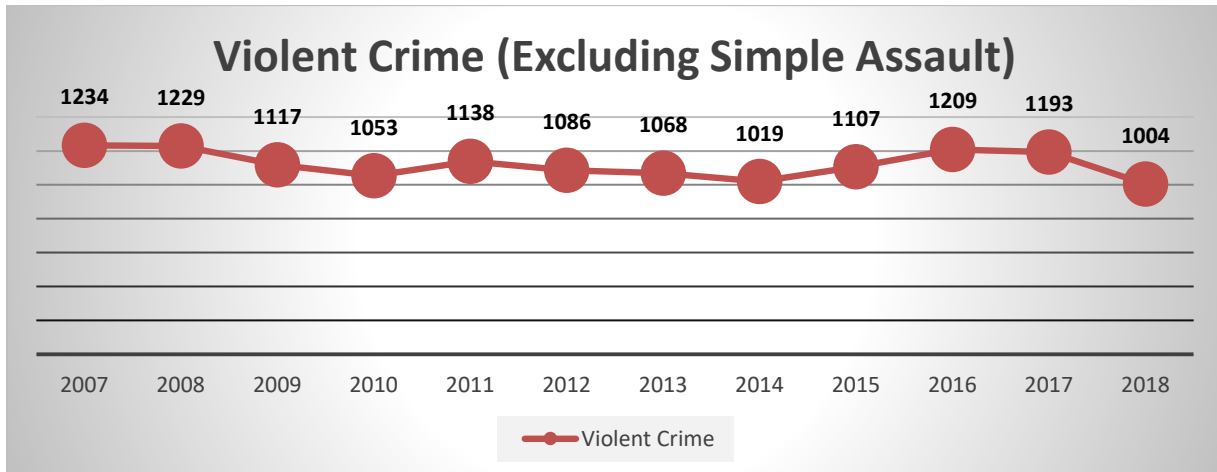


\*Refer to page 7 of this report for a complete list of agencies whose data is not reflected in this report

\*\* Index Crimes included: Murder, Rape, Robbery, Aggravated Assault, Simple Assault, Human Trafficking, Burglary, Larceny, and Motor Vehicle Theft

## VIOLENT CRIMES

Violent crimes involve the element of personal confrontation between the perpetrator and the victim and entail the use or threat of force or violence. By their very nature, violent crimes are considered more serious than property crimes.

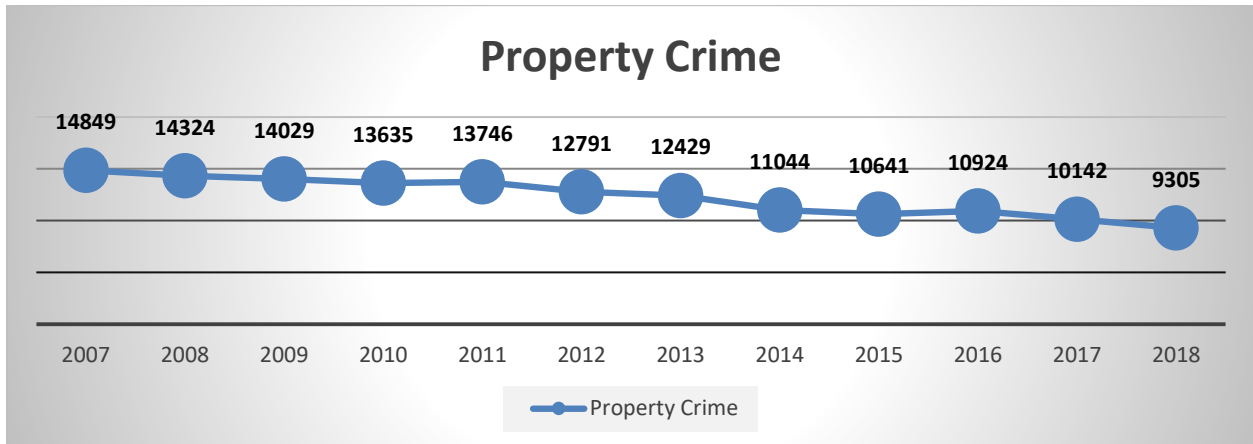


\*Refer to page 7 of this report for a complete list of agencies whose data is not reflected in this report

\*\* Violent Crimes include: Murder, Rape, Robbery, Human Trafficking and Aggravated Assault

## PROPERTY CRIMES

Property crimes entail the attempt or actual taking of someone's property by another. Although property crimes are less serious in nature than their violent crime counterparts of the Index, they represent, by far, the bulk of the total Crime Index.

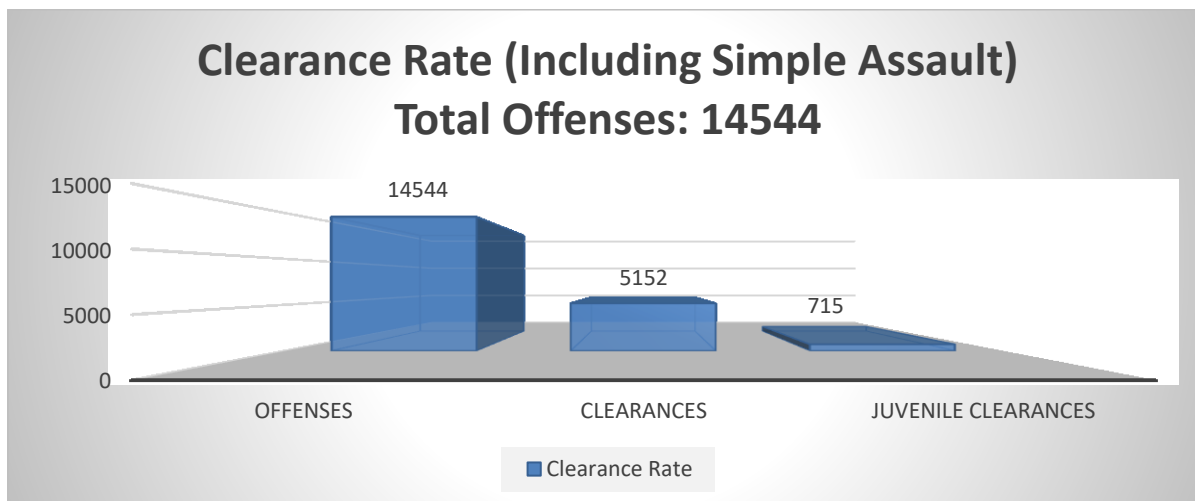


\*Refer to page 7 of this report for a complete list of agencies whose data is not reflected in this report

\*\* Property Crimes include: Burglary, Larceny, and Motor Vehicle Theft

## CLEARANCES

For Uniform Crime Reporting purposes, an Index offense is cleared when: 1) a law enforcement agency has identified the offender, 2) there is sufficient evidence to charge the offender, and 3) the offender is actually taken into custody. The arrest of one person can clear several crimes or several persons may be arrested in the process of clearing one offense. Clearances are also recorded in exceptional circumstances when some element beyond the control of the law enforcement agency precludes formal charges being brought against the offender. For example: death of offender, offender incarcerated in another jurisdiction, etc.



\*Refer to page 7 of this report for a complete list of agencies whose data is not reflected in this report

## CRIME RATES

Crime rates represent the number of crimes in relation to the population of a given jurisdiction. All crime rates presented in this report are per 10,000 population unless otherwise specified. By UCR definition, the victims of forcible rape are both male and female. In addition, the estimated “covered population” represents the Wyoming population that is covered by law enforcement agencies who contributed UCR data, and is the population base used in calculating crime rates.

Crime rates are calculated by dividing the number of offenses by the population and multiplying the result by 10,000. The population base figures used for this report were compiled from U.S. Census Bureau population estimates for cities/towns, counties and states. The National UCR Program calculated the 2017 state population using U.S. Census Bureau growth rates data.

<b>INDEX CRIMES</b>	<b>Actual</b> Offenses	<b>Offenses</b> Cleared	<b>%</b> Cleared	<b>Stolen</b> Property	<b>%</b> Change	<b>Crime</b> Index	<b>2018</b> pop	<b>2017*</b> Offenses
<b>Murder</b>	14	12	85.7%	0	16.7%	0.2	577,737	12
<b>Rape</b>	225	71	31.6%	0	-3.8%	3.9	577,737	234
<b>Robbery</b>	43	22	51.2%	11,698	-42.7%	0.7	577,737	75
<b>Aggravated Assault</b>	722	499	69.1%	0	-17.2%	12.5	577,737	872
<b>Burglary</b>	1,352	238	17.6%	1,938,555	-11.1%	23.4	577,737	1,521
<b>Larceny</b>	7,293	1,638	22.5%	5,012,331	-7.7%	126.2	577,737	7,902
<b>MVT</b>	660	163	24.7%	4,447,611	-8.2%	11.4	577,737	719
<b>Violent Crimes</b>	1,004	604	60.2%	11,698	-15.8%	17.4	577,737	1,193
<b>Property Crimes</b>	9,305	2,039	21.9%	11,398,497	-8.3%	161.1	577,737	10,142
<b>TOTAL</b>	<b>10,309</b>	<b>2,643</b>	<b>25.6%</b>	<b>\$11,410,195</b>	<b>-9.05%</b>	<b>178.4</b>	<b>577,737</b>	<b>11,335</b>
<b>Arson</b>	35	12	27.9%	2,081,827*	-18.6%*	0.6	577,737	43

\* Arson property value is an estimate of damage.

\* Offense totals from previous years may change year to year due to investigations, auditing, and other factors.

## CRIME RATES BY AGENCY

	2018 Index Crimes	2018 Population Estimates	Crimes Rates Per 1,000 Inhabitants
<b>Albany</b>	<b>589</b>	<b>38,356</b>	<b>15.5</b>
Albany County Sheriff's Office	63	32,509	1.9
Laramie Police Department	427	5,847	73.6
UW Police Department	99	-	-
<b>Big Horn</b>	<b>49</b>	<b>11,862</b>	<b>4.4</b>
Big Horn County Sheriff's Office	30	6,306	5.0
Basin Police Department (Does Not Report)	0	1,294	0.0
Lovell Police Department (Does Not Report)	0	2,398	0.0
Greybull Police Department	19	1,864	10.5
<b>Campbell</b>	<b>912</b>	<b>49,951</b>	<b>18.6</b>
Campbell County Sheriff's Office	189	15,292	12.6
Gillette Police Department	723	30,659	24.1
<b>Carbon</b>	<b>246</b>	<b>15,127</b>	<b>16.4</b>
Carbon County Sheriff's Office	23	3,883	7.6
Rawlins Police Department	208	8,806	26.0
Saratoga Police Department	9	1,651	5.6
Hanna Marshal's Office	6	787	8.5
Baggs Police Department	0	426	0.0
Encampment (Covered by SO)	0	-	0.0
Medicine Bow (Covered by SO)	0	-	0.0
<b>Converse</b>	<b>103</b>	<b>13,718</b>	<b>7.9</b>
Converse County Sheriff's Office (Does Not Report)	0	4,748	0.0
Douglas Police Department	85	6,386	14.1
Glenrock Police Department	18	2,584	9.0
<b>Crook</b>	<b>27</b>	<b>7,404</b>	<b>3.8</b>
Crook County Sheriff's Office	17	4,647	4.2
Sundance Police Department	0	1,276	0.0
Hulett Police Department (Does Not Report)	0	421	0.0
Moorcroft Police Department	10	1,060	10.0
<b>Fremont</b>	<b>894</b>	<b>39,486</b>	<b>22.9</b>
Fremont County Sheriff's Office	278	20,868	13.9
Dubois (Covered by SO)	0	-	0.0
Shoshoni (Covered by SO)	0	-	0.0
Lander Police Department	257	7,542	36.7
Riverton Police Department	359	11,076	32.6
<b>Goshen</b>	<b>159</b>	<b>13,283</b>	<b>12.2</b>
Goshen County Sheriff's Office	51	6,584	8.5
Torrington Police Department	108	6,699	18.0



<b>Hot Springs</b>	<b>96</b>	<b>4,649</b>	<b>24.0</b>
Hot Springs County Sheriff's Office	19	1,730	19.0
Hot Springs State Park (Covered by SO)	0	-	0.0
Thermopolis Police Department	77	2,919	38.5
<b>Johnson</b>	<b>120</b>	<b>8,404</b>	<b>15.0</b>
Johnson County Sheriff's Office	45	3,821	15.0
Buffalo Police Department	75	4,583	18.75
Kaycee (Covered by SO)	0	-	0.0
<b>Laramie</b>	<b>2,884</b>	<b>98,576</b>	<b>29.4</b>
Laramie County Sheriff's Office	100	33,255	3.0
Cheyenne Police Department	2,766	64,178	43.2
Pine Bluffs Police Department	18	1,143	18.0
<b>Lincoln</b>	<b>133</b>	<b>19,310</b>	<b>7.0</b>
Lincoln County Sheriff's Office	86	12,654	7.1
Afton Police Department	28	2,018	14.0
Alpine (Covered by SO)	0	-	0.0
Cokeville Police Department (Does Not Report)	0	553	0.0
La Barge Police Department	0	563	0.0
Kemmerer Police Department	19	2,761	9.5
Diamondville Police Department (Does Not Report)	0	761	0.0
Thayne (Covered by SO)	0	-	0.0
<b>Natrona</b>	<b>2,240</b>	<b>79,631</b>	<b>27.6</b>
Natrona County Sheriff's Office	270	14,464	19.2
Casper Police Department	1,747	58,200	30.1
Mills Police Department	91	3,966	30.3
Evansville Police Department	74	3,001	24.6
<b>Niobrara</b>	<b>29</b>	<b>2,368</b>	<b>14.5</b>
Niobrara County Sheriff's Office	12	829	15.0
Lusk Police Department	17	1,539	11.3
<b>Park</b>	<b>349</b>	<b>29,565</b>	<b>12.0</b>
Park County Sheriff's Office	50	13,172	3.8
Cody Police Department	169	9,935	18.7
Powell Police Department	130	6,458	21.6
<b>Platte</b>	<b>106</b>	<b>8,491</b>	<b>13.2</b>
Platte County Sheriff's Office	47	3,782	15.6
Wheatland Police Department	59	3,557	19.6
Guernsey Police Department	0	1,152	0.0
<b>Sheridan</b>	<b>364</b>	<b>30,168</b>	<b>12.1</b>
Sheridan County Sheriff's Office	34	12,249	1.1
Sheridan Police Department	330	17,919	19.4
NWCCD Police Department (Does Not Report)	0	-	-
Ranchester Police Department (Does Not Report)	0	991	0

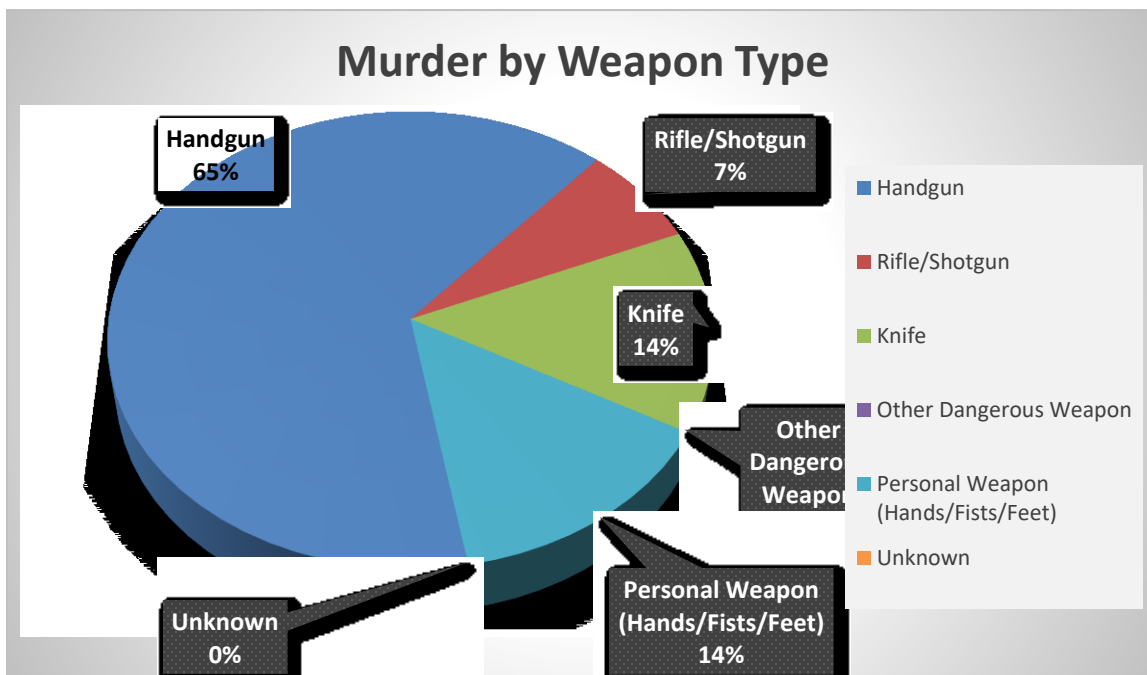
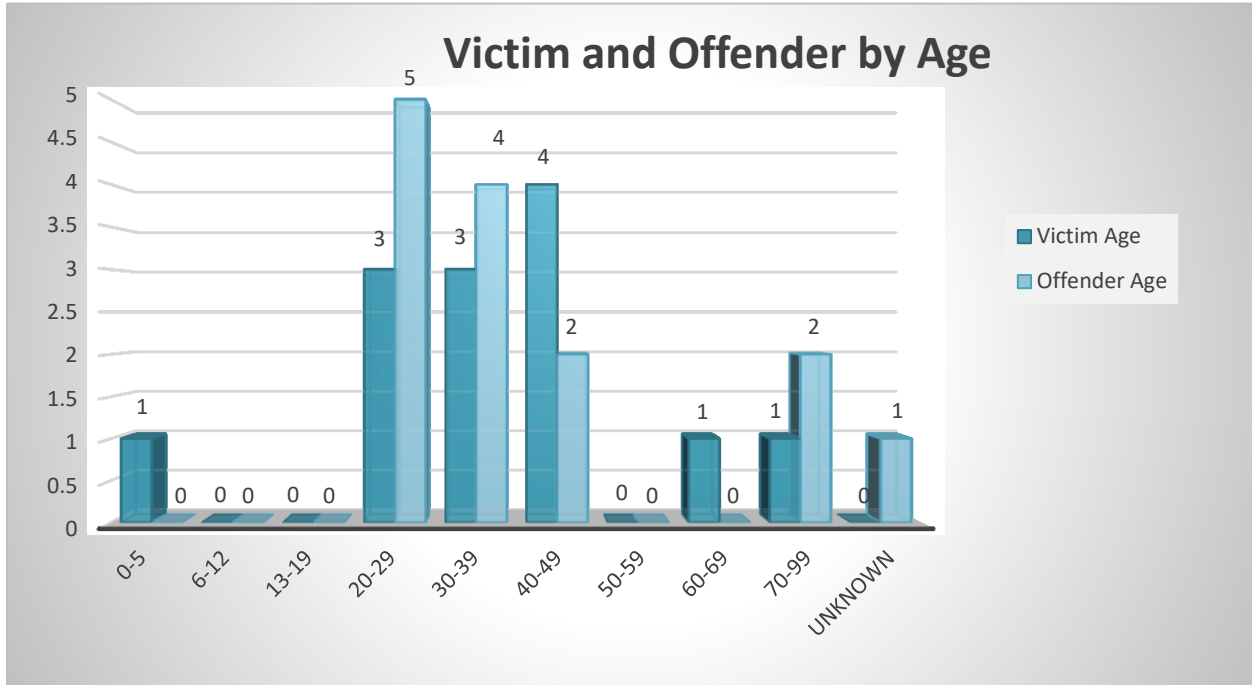
<b>Sublette</b>	<b>53</b>	<b>9,672</b>	<b>5.8</b>
Sublette County Sheriff's Office	53	6,171	8.8
Big Piney (Covered by SO)	0	519	0.0
Marbleton (Covered by SO)	0	1,111	0.0
Pinedale (Covered by SO)	0	1,871	0.0
<b>Sweetwater</b>	<b>573</b>	<b>43,244</b>	<b>13.3</b>
Sweetwater County Sheriff's Office	100	7,814	14.2
Green River Police Department	116	12,025	9.6
Rock Springs Police Department	357	23,405	15.5
Wamsutter (Covered by SO)	0	489	0.0
<b>Teton</b>	<b>12</b>	<b>23,406</b>	<b>0.5</b>
Teton County Sheriff's Office (Does Not Report)	0	12,735	0
Jackson Police Department	12	10,671	1.2
<b>Uinta</b>	<b>283</b>	<b>20,276</b>	<b>14.1</b>
Uinta County Sheriff's Office	60	8,479	7.5
Evanston Police Department	223	11,797	20.2
Lyman (Covered by SO)	0	-	0.0
<b>Washakie</b>	<b>88</b>	<b>7,946</b>	<b>12.5</b>
Washakie County Sheriff's Office	17	2,798	8.5
Worland Police Department	71	5,148	14.2
<b>Weston</b>	<b>58</b>	<b>6,844</b>	<b>9.6</b>
Weston County Sheriff's Office	5	2,419	2.5
Newcastle Police Department	53	3,370	17.6
Upton Police Department	0	1,055	0.0
<b>TOTAL</b>	<b>10,309</b>	<b>577,737</b>	<b>17.8</b>

## CLASSIFICATION OF CRIMES

					%
CLASSIFICATION OF		Total			Clearances
-	Actual	Offenses	%	Juvenile	Involving
	Offenses	Cleared	Cleared	Clearances	Juveniles
<b>Total Murder and Non-Negligent Manslaughter</b>	14	12	85.7%	0	0.0%
<b>Total Forcible Rape</b>	225	71	31.6%	10	14.1%
<b>a. Rape by Force</b>	213	68	31.9%	10	14.7%
<b>b. Attempted Rape</b>	12	3	25.0%	0	0.0%
<b>Total Robbery</b>	43	22	51.2%	4	18.2%
<b>a. Firearms</b>	13	10	76.9%	2	20.0%
<b>b. Cutting Instrument</b>	2	1	50.0%	0	0.0%
<b>c. Other Weapon</b>	7	2	28.6%	1	50.0%
<b>d. Strong-Arm</b>	21	9	42.9%	1	11.1%
<b>Total Assaults</b>	722	499	69.1%	33	6.6%
<b>a. Firearms</b>	85	48	56.5%	2	4.2%
<b>b. Cutting Instrument</b>	113	76	67.3%	8	10.5%
<b>c. Other Weapon</b>	143	79	55.2%	5	6.3%
<b>d. Hands, Fists &amp; Feet</b>	381	296	77.7%	18	6.1%
<b>Total Burglary</b>	1,352	238	17.6%	24	10.1%
<b>a. Forcible Entry</b>	514	86	16.7%	5	5.8%
<b>b. Unlawful Entry - No Force</b>	792	148	18.7%	19	12.8%
<b>c. Attempted Forcible Entry</b>	46	4	8.7%	0	0.0%
<b>Total Larceny-Theft</b>	7,293	1,638	22.5%	247	15.1%
<b>Total Motor Vehicle Theft</b>	660	163	24.7%	21	12.9%
<b>a. Autos</b>	476	124	26.1%	17	13.7%
<b>b. Trucks</b>	64	21	32.8%	3	14.3%
<b>c. Other Vehicles</b>	120	18	15.0%	1	5.6%
<b><i>Violent Crimes</i></b>	1,004	604	60.2%	47	7.8%
<b><i>Property Crimes</i></b>	9,305	2,039	21.9%	292	14.3%
<b>GRAND TOTAL</b>	<b>10,309</b>	<b>2,643</b>	<b>25.6%</b>	<b>339</b>	<b>12.8%</b>
<b>Total Arson</b>	35	12	34.3%	2	16.7%
<b>a. Structural</b>	20	8	40.0%	1	12.5%
<b>b. Mobile</b>	9	1	11.1%	0	0.0%
<b>c. Other</b>	6	3	50.0%	1	33.3%

## MURDER AND NON-NEGLIGENT MANSLAUGHTER

Murder and Non-Negligent Manslaughter is defined by the Uniform Crime Reporting Program as the willful (non-negligent) killing of one human being by another. One offense is counted for each person willfully killed by another. Suicides, accidental deaths, and justifiable homicides are excluded.



## Homicide by Relationship of the Victim to the Offender

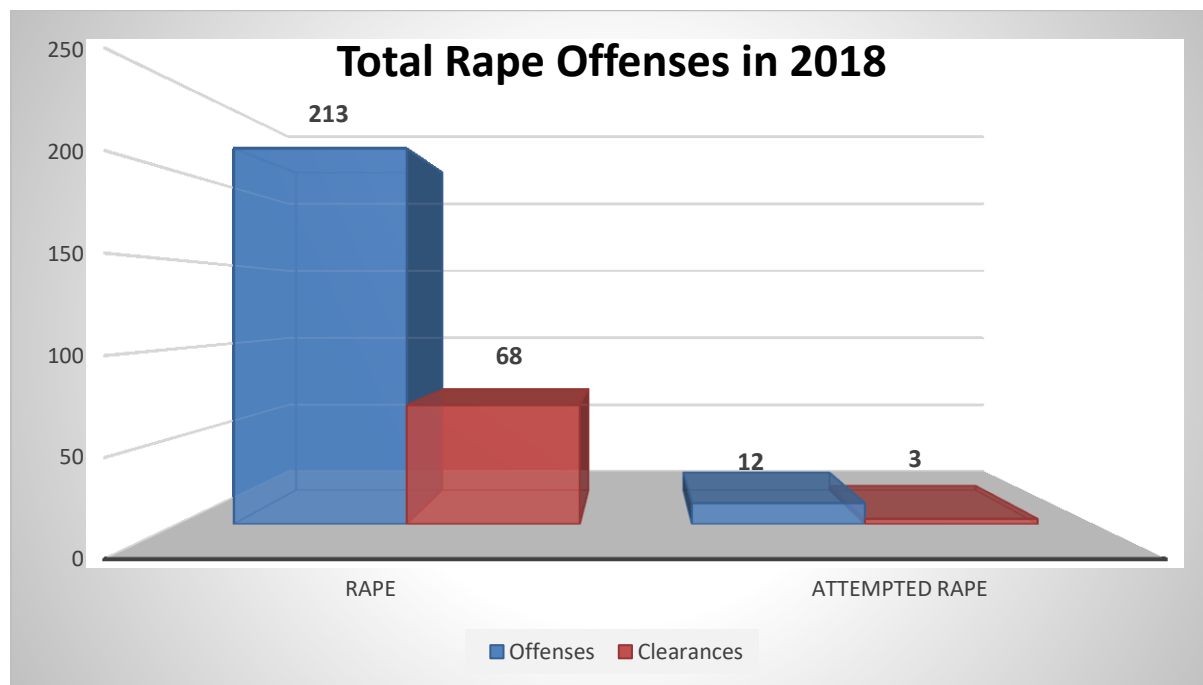
Relationship	Number	Percent
Spouse	1	7%
Former Spouse	0	0.0%
Parent	0	0.0%
Child	0	0.0%
Sibling	1	7%
Other Relative	0	0.0%
Boyfriend/Girlfriend	0	0.0%
Acquaintance	7	50%
Stranger	0	0.0%
Other Household Member	0	0.0%
Unknown	5	35%
<b>TOTAL</b>	<b>14</b>	<b>100.0%</b>

## Murder Arrests by Age

Age	Number	Percent	Age	Number	Percent
Under 10	0	0.0%	23	0	0.0%
10-12	0	0.0%	24	0	0.0%
13-14	0	0.0%	25-29	2	22.2%
15	0	0.0%	30-34	3	33.3%
16	0	0.0%	35-39	0	0.0%
17	0	0.0%	40-44	1	11.1%
18	1	11.1%	45-49	0	0.0%
19	0	0.0%	50-54	0	0.0%
20	0	0.0%	55-59	0	0.0%
21	0	0.0%	60-64	0	0.0%
22	0	0.0%	65 & Over	2	22.2%
			<b>TOTAL</b>	<b>9</b>	<b>100.0%</b>

## FORCIBLE RAPE

Forcible rape is defined in the Uniform Crime Reporting Program as “penetration, no matter how slight, of the vagina or anus with any body part or object, or oral penetration by a sex organ of another person, without the consent of the victim” (UCR Handbook, 32). Included are attempts or assaults to commit rape. Statutory rape (without force) and other sex offenses are not included. One offense is counted for each victim raped or upon whom an attempt to forcibly rape has been committed.

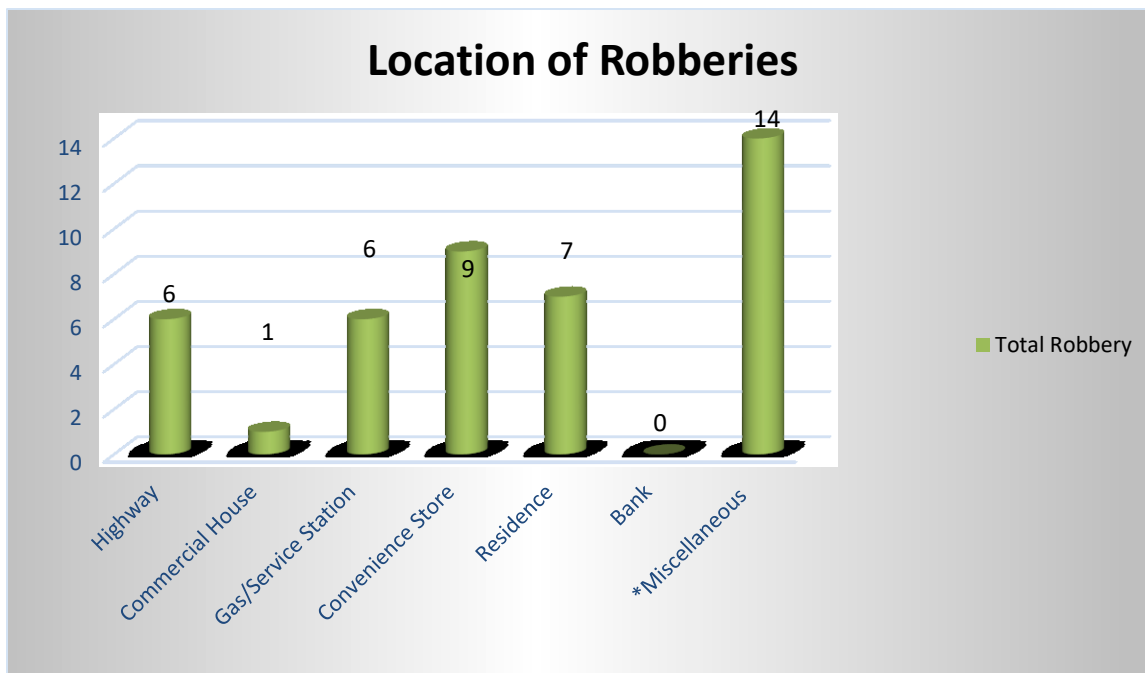
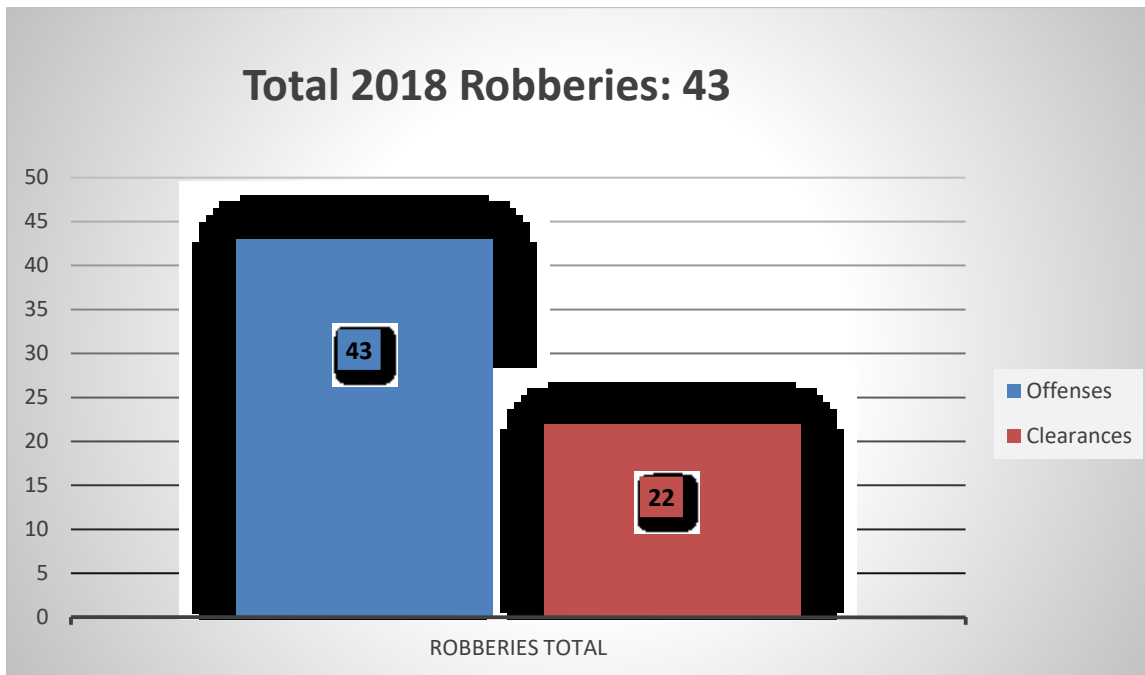


### Rape Arrests by Age

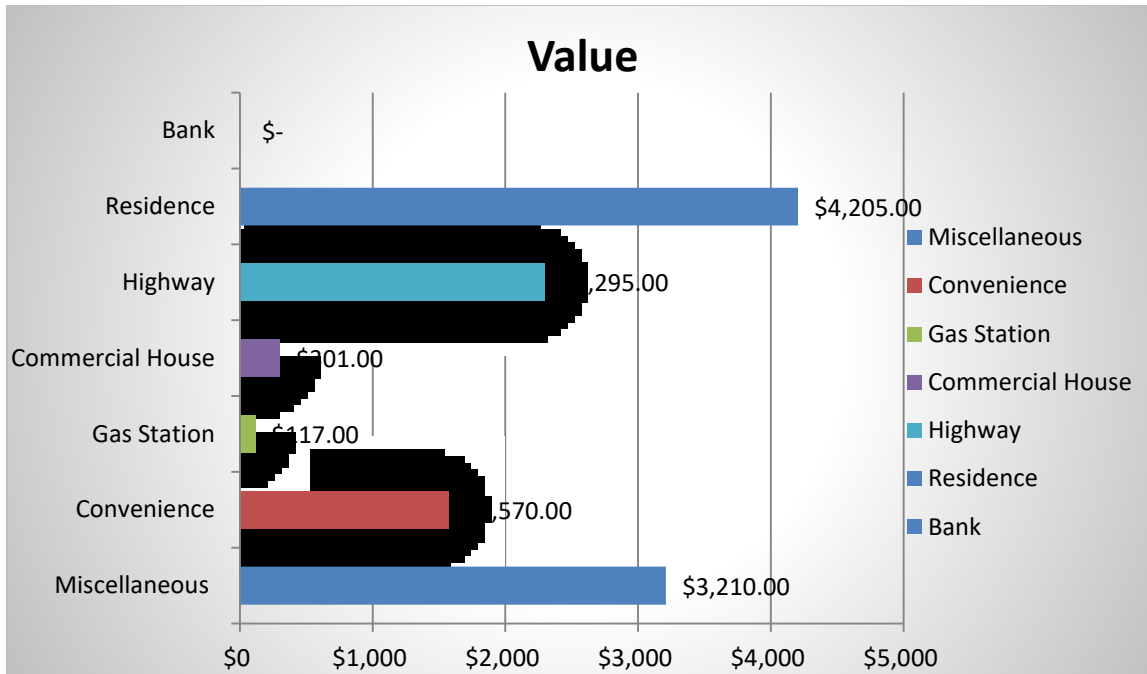
Age	Number	Percent	Age	Number	Percent
Under 10	0	0.0%	23	0	0.0%
10-12	0	0.0%	24	1	4.0%
13-14	0	0.0%	25-29	3	12.0%
15	0	0.0%	30-34	4	16.0%
16	0	0.0%	35-39	3	12.0%
17	1	4.0%	40-44	2	8.0%
18	2	8.0%	45-49	3	12.0%
19	1	4.0%	50-54	1	4.0%
20	0	0.0%	55-59	2	8.0%
21	0	0.0%	60-64	2	8.0%
22	0	0.0%	65 & Over	0	0.0%
			<b>TOTAL</b>	<b>25</b>	<b>100.0%</b>

## ROBBERY

Robbery is defined as the taking or attempting to take anything of value from the care, custody or control of a person(s) by force or threat of force or violence, and/or by putting the victim in fear. One offense is counted for each distinct operation.



\*Waterways, Airplanes, Schools, Trains, Professional Office, Wooded Areas, Etc.



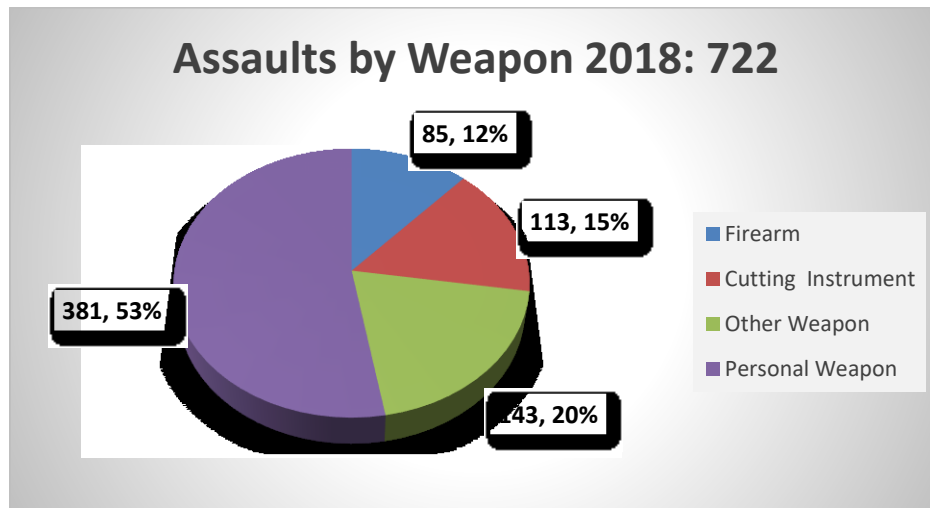
### Robbery Arrests by Age

Age	Number	Percent	Age	Number	Percent
Under 10	0	0.0%	23	2	10.0%
10-12	0	0.0%	24	2	10.0%
13-14	1	5.0%	25-29	2	10.0%
15	0	0.0%	30-34	3	15.0%
16	0	0.0%	35-39	3	15.0%
17	0	0.0%	40-44	2	10.0%
18	1	5.0%	45-49	0	0.0%
19	1	5.0%	50-54	0	0.0%
20	2	10.0%	55-59	0	0.0%
21	1	5.0%	60-64	0	0.0%
22	0	0.0%	65 & Over	0	0.0%
			<b>TOTAL</b>	<b>20</b>	100.0%



## AGGRAVATED ASSAULT

Aggravated assault is defined as an unlawful attack, or attempt to attack, by one person upon another for the purpose of inflicting severe or aggravated bodily injury. This type of assault is usually accompanied by the use of a weapon or by means likely to produce death or great bodily harm. In other words, all assaults by one person upon another with the intent to kill, maim, or inflict severe bodily injury with the use of any dangerous weapon are classified under one of the aggravated assault categories. It is not necessary that injury result from an aggravated assault when a gun, knife, or other weapon is used which could and probably would result in serious personal injury if the crime were successfully completed.

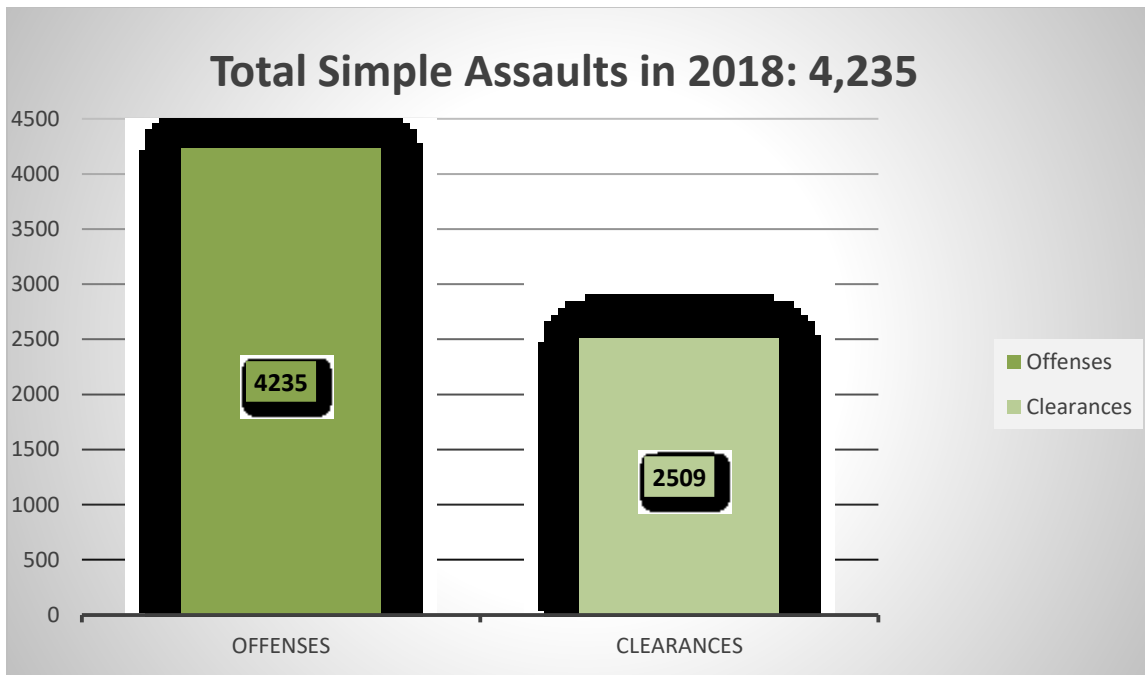


### Assault Arrests by Age

Age	Number	Percent	Age	Number	Percent
Under 10	0	0.0%	23	10	1.9%
10-12	8	1.5%	24	17	3.2%
13-14	10	1.9%	25-29	108	20.9%
15	9	1.7%	30-34	84	16.2%
16	10	1.9%	35-39	60	11.6%
17	8	1.5%	40-44	39	7.5%
18	3	0.5%	45-49	24	4.6%
19	11	2.1%	50-54	33	6.3%
20	15	2.9%	55-59	20	3.8%
21	16	3.1%	60-64	10	1.9%
22	12	2.3%	65 & Over	9	1.7%
			<b>TOTAL</b>	<b>516</b>	<b>100.0%</b>

## SIMPLE ASSAULT

The simple assault category includes all assaults which did not involve the use of a firearm, knife/cutting instrument, or other dangerous weapon; also, assaults through the use of personal weapon (hands, fists, and feet) which did not involve serious or aggravated bodily injury to the victim. Simple assault is *not* a Crime Index offense; however, it is collected under the assault category for quality control and for the purpose of reviewing total assault violence.

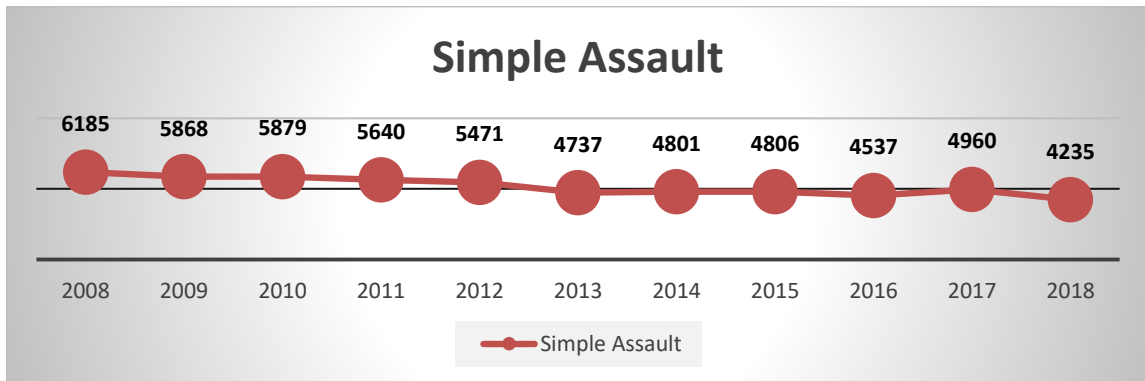
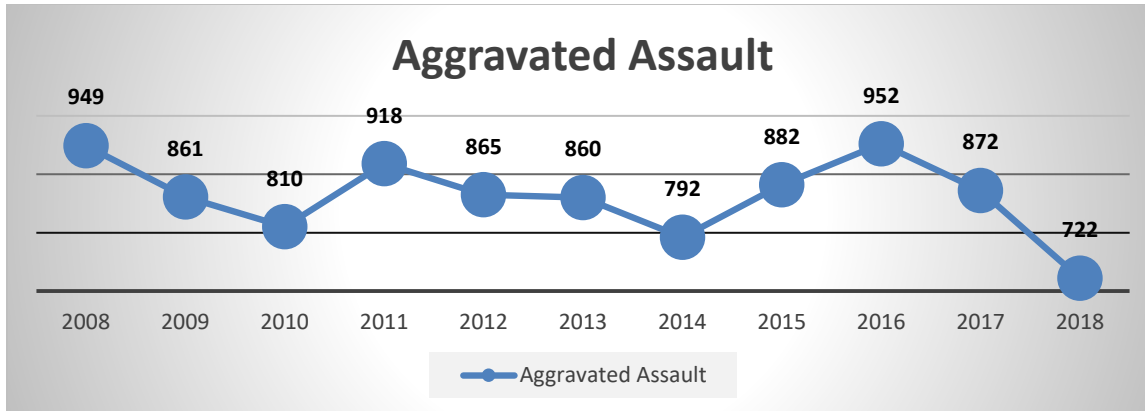


### Simple Assault Arrests by Age

Age	Number	Percent	Age	Number	Percent
<b>Under 10</b>	8	.4%	<b>23</b>	34	1.8%
<b>10-12</b>	35	1.9%	<b>24</b>	57	3.1%
<b>13-14</b>	147	8.1%	<b>25-29</b>	271	14.9%
<b>15</b>	71	3.9%	<b>30-34</b>	210	11.6%
<b>16</b>	62	3.4%	<b>35-39</b>	203	11.2%
<b>17</b>	60	3.3%	<b>40-44</b>	134	7.4%
<b>18</b>	41	2.2%	<b>45-49</b>	114	6.2%
<b>19</b>	46	2.5%	<b>50-54</b>	69	3.8%
<b>20</b>	39	2.1%	<b>55-59</b>	58	3.2%
<b>21</b>	45	2.4%	<b>60-64</b>	33	1.8%
<b>22</b>	42	2.3%	<b>65 &amp; Over</b>	29	1.6%
			<b>TOTAL</b>	<b>1,808</b>	100.0%


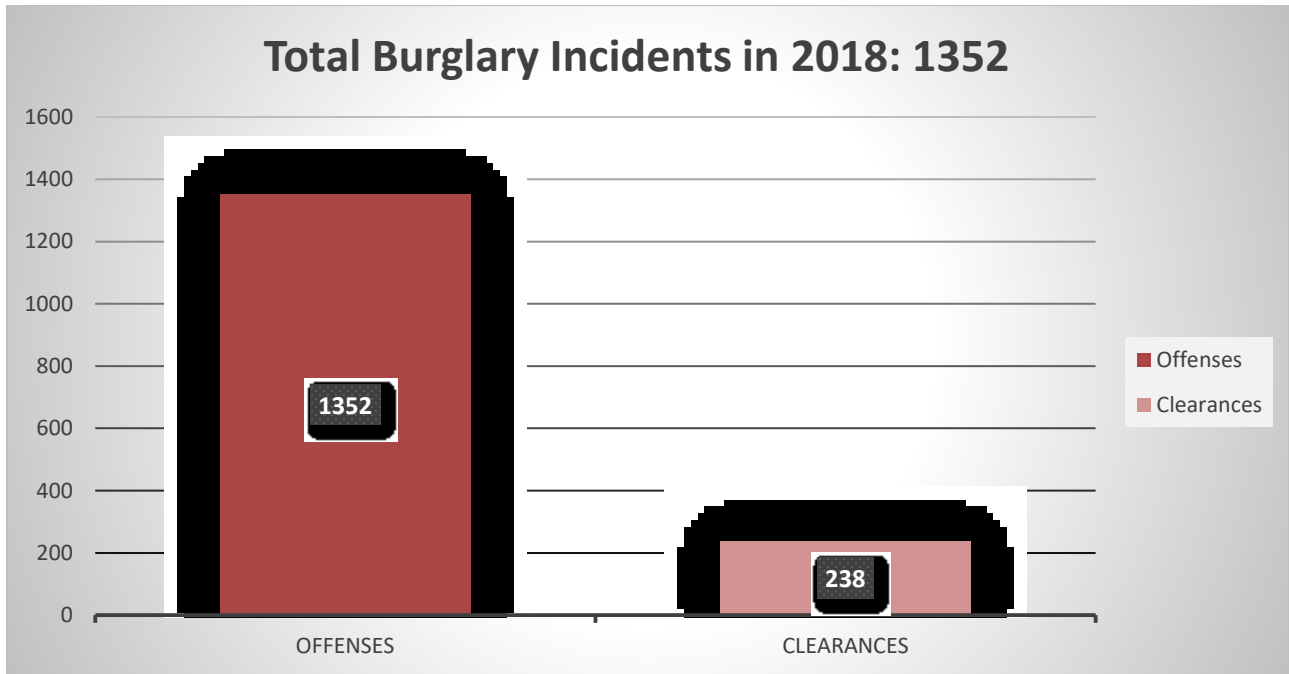
## OVERALL ASSAULT TOTALS

---

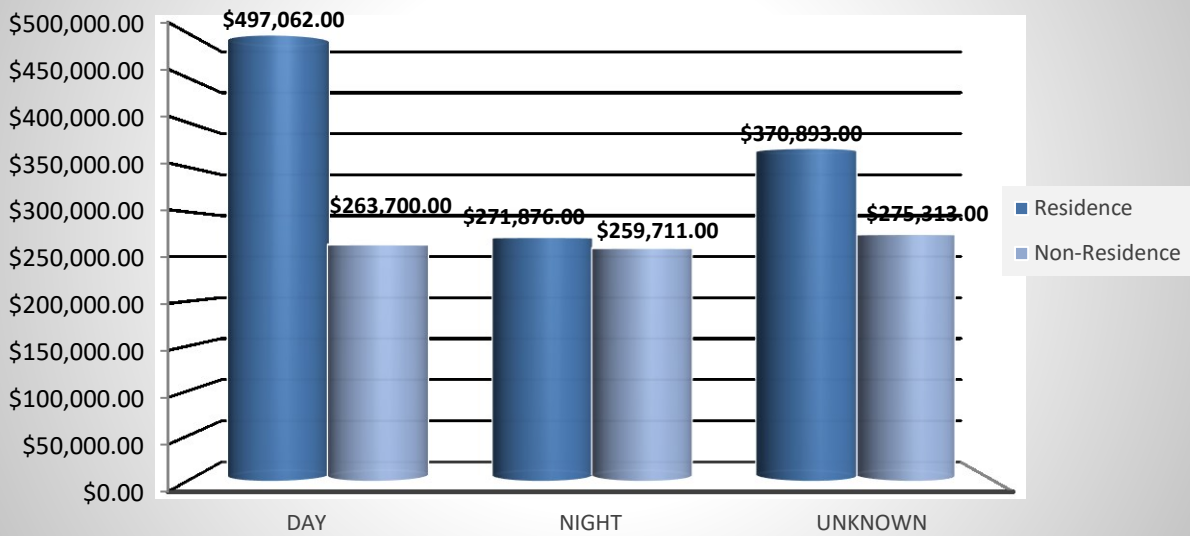


## BURGLARY

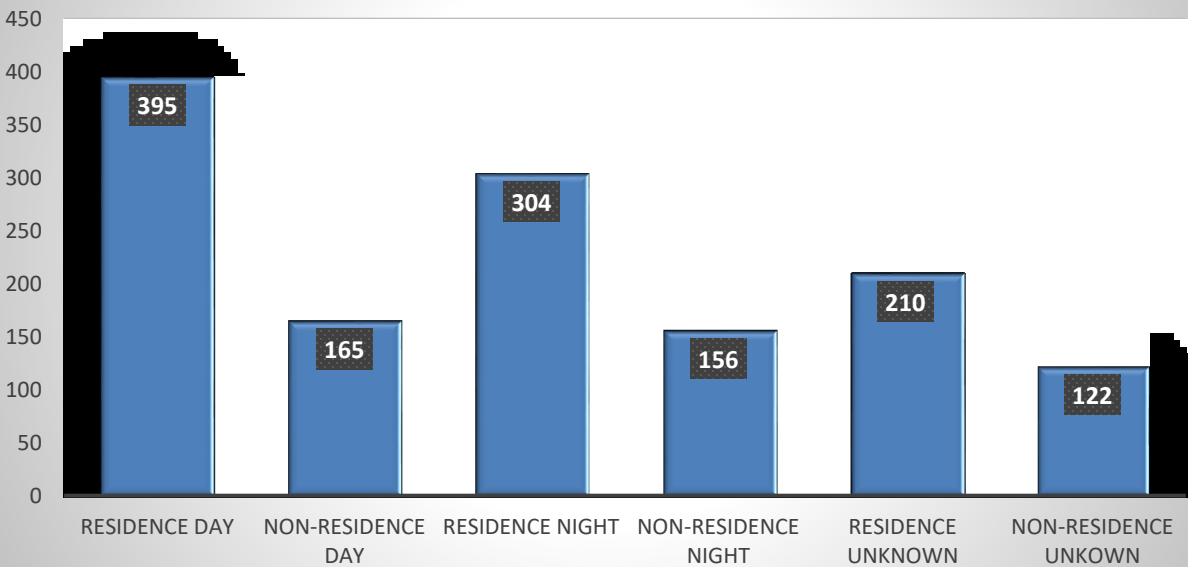
The Uniform Crime Reporting Program defines burglary as the unlawful entry of a structure to commit a felony or a theft. The use of force to gain entry is not required to classify an offense as burglary. Burglaries in the UCR Program are categorized into three sub classifications: forcible entry, unlawful entry where no force is used and attempted forcible entry. One offense is counted for each distinct operation.



## Stolen Property Values



## Burglaries by Classification

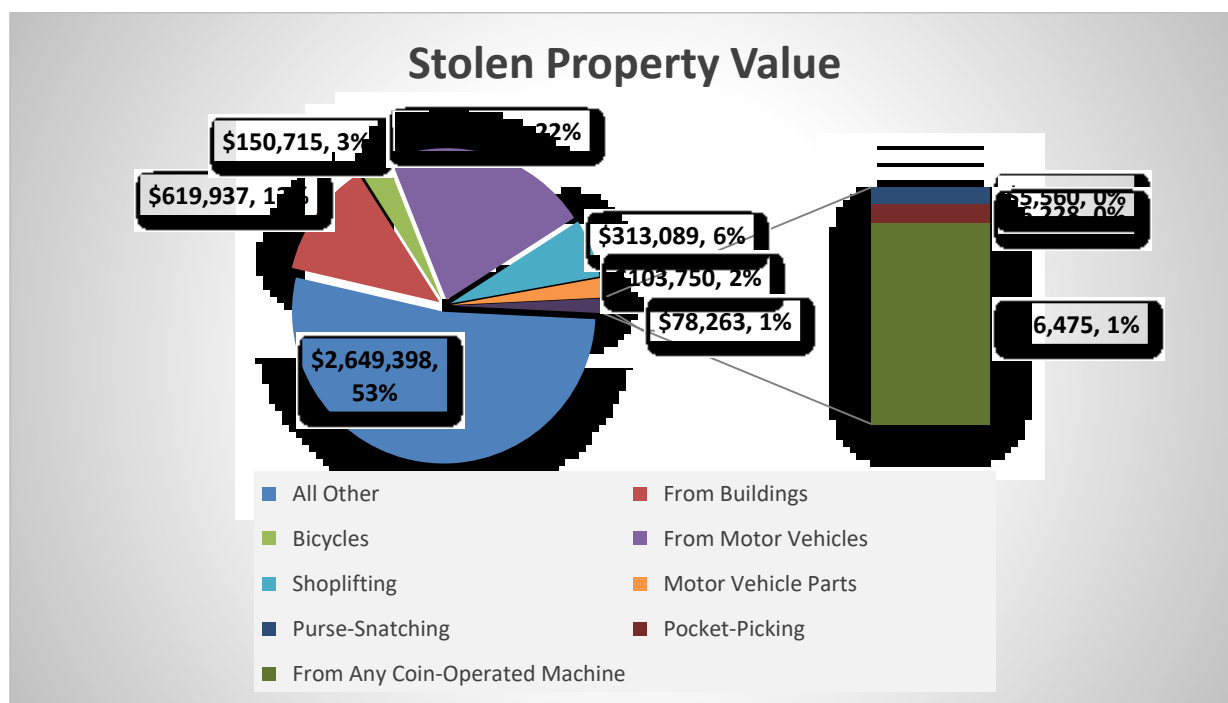
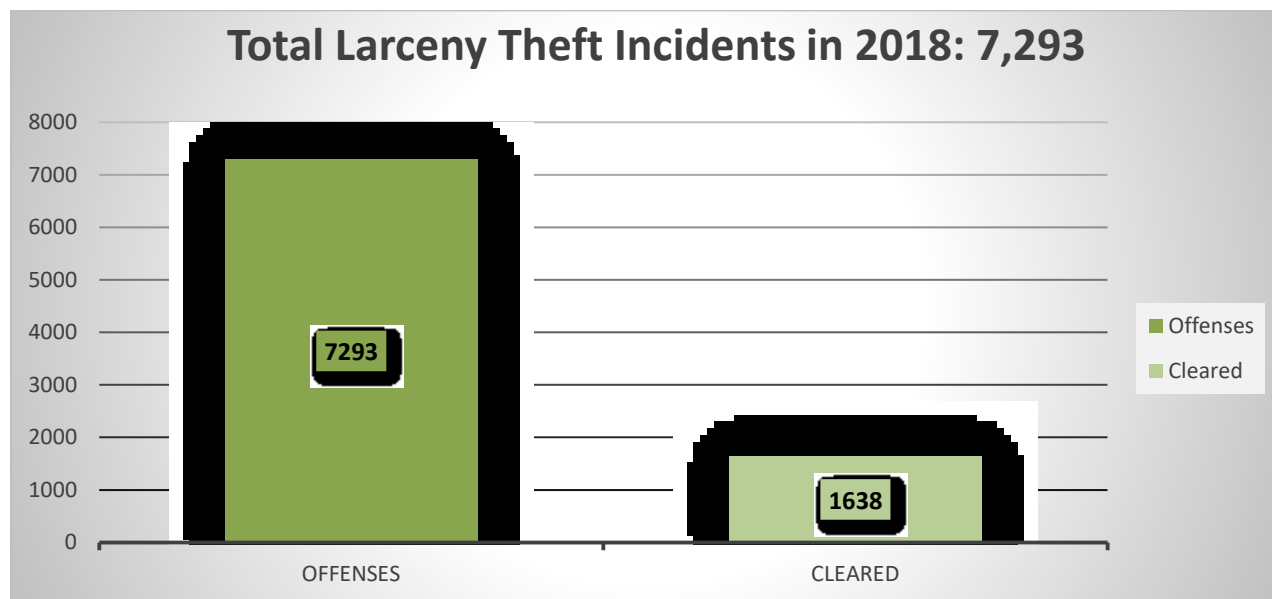


## Burglary Arrests by Age

Age	Number	Percent	Age	Number	Percent
<b>Under 10</b>	0	0.0%	<b>23</b>	7	3.1%
<b>10-12</b>	3	1.3%	<b>24</b>	5	2.2%
<b>13-14</b>	11	4.9%	<b>25-29</b>	27	12.2%
<b>15</b>	9	4.0%	<b>30-34</b>	27	12.2%
<b>16</b>	7	3.1%	<b>35-39</b>	24	10.8%
<b>17</b>	16	7.2%	<b>40-44</b>	18	8.1%
<b>18</b>	15	6.7%	<b>45-49</b>	8	3.6%
<b>19</b>	7	3.1%	<b>50-54</b>	8	3.6%
<b>20</b>	4	1.8%	<b>55-59</b>	7	3.1%
<b>21</b>	3	1.3%	<b>60-64</b>	6	2.7%
<b>22</b>	8	3.6%	<b>65 &amp; Over</b>	1	0.4%
			<b>TOTAL</b>	<b>221</b>	100.0%

## LARCENY-THEFT

Larceny-theft is defined as the unlawful taking, carrying, leading or riding away of property from the possession or constructive possession of another. It includes crimes such as shoplifting, purse-snatching, thefts from motor vehicles, bicycles, etc., in which no use of force, violence or fraud occurs. This category does not include embezzlement, “con” games, forgery or worthless checks. One offense is counted for each distinct operation.



## Larceny Arrest by Age

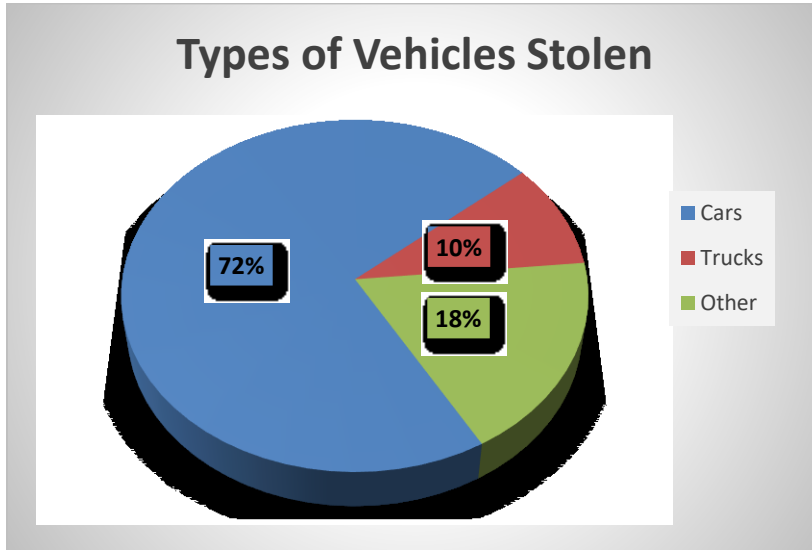
Age	Number	Percent	Age	Number	Percent
Under 10	1	0.5%	23	38	2.0%
10-12	28	1.5%	24	52	2.8%
13-14	99	5.4%	25-29	293	16.1%
15	59	3.2%	30-34	245	13.5%
16	57	3.1%	35-39	195	10.7%
17	55	3.0%	40-44	102	5.6%
18	83	4.5%	45-49	79	4.3%
19	59	3.2%	50-54	78	4.3%
20	49	2.7%	55-59	62	3.4%
21	45	2.4%	60-64	39	2.1%
22	54	2.9%	65 & Over	39	2.1%
			<b>TOTAL</b>	<b>1,811</b>	100.0%



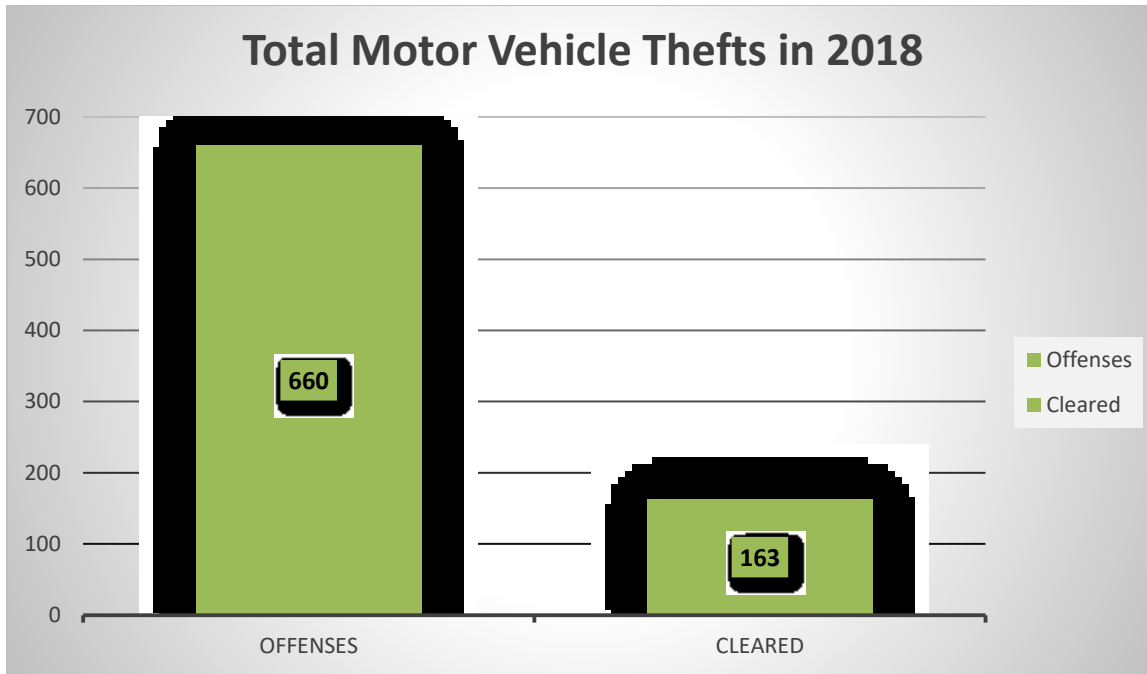
## MOTOR VEHICLE THEFT

---

Motor vehicle theft is defined in the Uniform Crime Reporting Program as the theft or attempted theft of a motor vehicle. Excluded are thefts of farm/construction equipment, airplanes or motor boats, which are scored as larcenies. One offense is counted for each attempt or actual vehicle stolen.



**Total Dollar Loss:  
\$4,447,611**

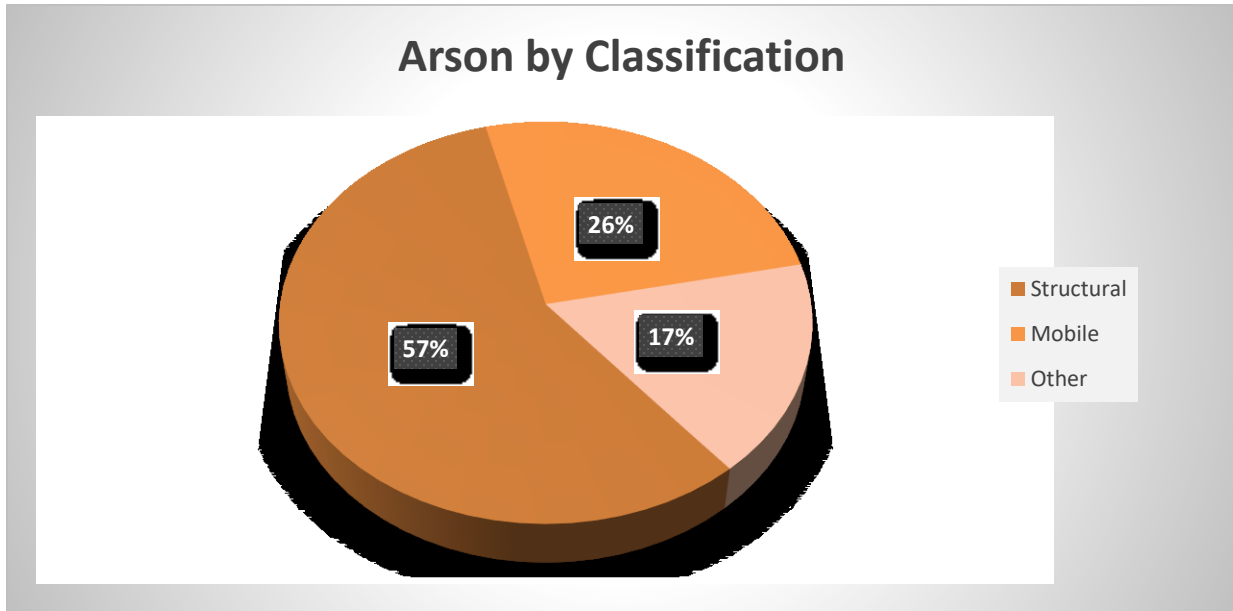


### Motor Vehicle Arrests by Age

Age	Number	Percent	Age	Number	Percent
Under 10	0	0.0%	23	0	0.0%
10-12	0	0.0%	24	7	6.1%
13-14	4	3.5%	25-29	17	15.0%
15	7	6.1%	30-34	10	8.8%
16	6	5.3%	35-39	13	11.5%
17	6	5.3%	40-44	8	7.0%
18	9	7.9%	45-49	5	4.4%
19	5	4.4%	50-54	4	3.5%
20	4	3.5%	55-59	0	0.0%
21	4	3.5%	60-64	0	0.0%
22	4	3.5%	65 & Over	0	0.0%
			<b>TOTAL</b>	<b>113</b>	100.0%

## ARSON

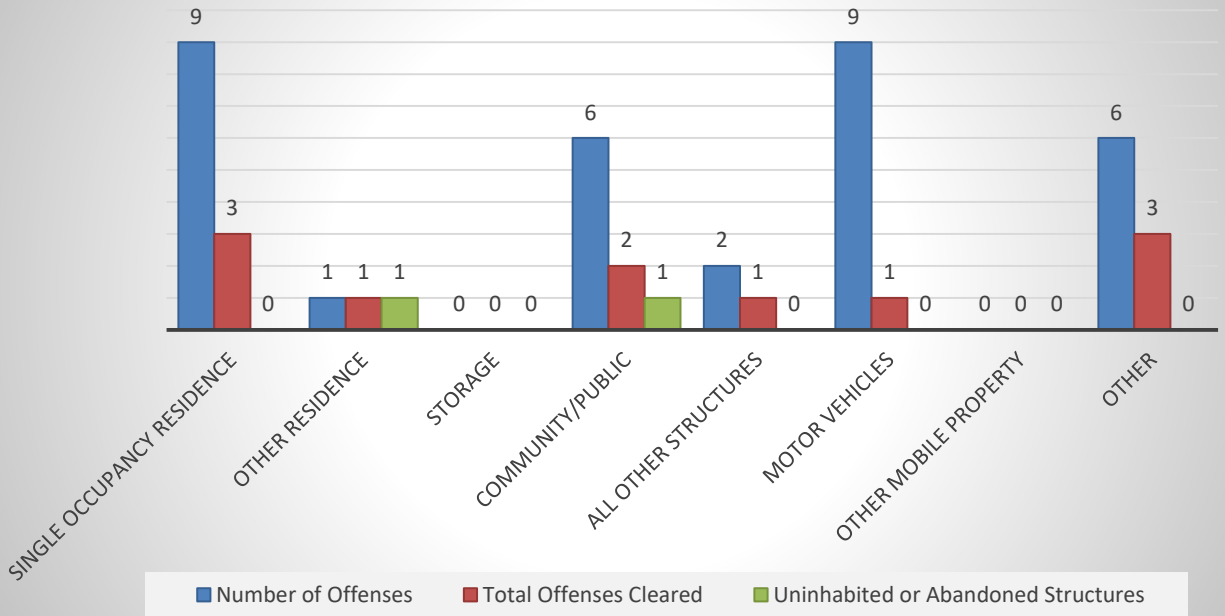
Arson is defined by the Uniform Crime Reporting Program as any willful or malicious burning or attempting to burn, with or without the intent to defraud, of a dwelling house, public building, motor vehicle or aircraft, personal property of another, etc. One offense is scored, from point of origin, for each attempt or actual arson.



### Arson Offenses

Property Classification	Number of Offenses	Total Offenses Cleared	Uninhabited or Abandoned Structures	Estimated Value of Property Damaged
Single Occupancy Residence	9	3	0	\$48,600
Other Residence	1	1	1	\$0
Storage	0	0	0	\$0
Industrial/Manufacturing	0	0	0	\$0
Other Commercial	2	1	0	\$743
Community/Public	6	2	1	\$113
All Other Structures	2	1	0	\$2,000,200
<b>TOTAL STRUCTURES</b>	<b>20</b>	<b>8</b>	<b>2</b>	<b>\$2,049,656</b>
Motor Vehicles	9	1	0	\$31,351
Other Mobile Property	0	0	0	\$0
<b>TOTAL MOBILE</b>	<b>9</b>	<b>1</b>	<b>0</b>	<b>\$31,351</b>
<b>TOTAL OTHER</b>	<b>6</b>	<b>3</b>	<b>0</b>	<b>\$820</b>
<b>GRAND TOTAL</b>	<b>35</b>	<b>12</b>	<b>2</b>	<b>\$2,081,827</b>

## Arson by Structure Type



## Arson Arrest by Age

Age	Number	Percent	Age	Number	Percent
Under 10	0	0.0%	23	0	0.0%
10-12	4	22.2%	24	0	0.0%
13-14	2	11.1%	25-29	3	16.6%
15	0	0.0%	30-34	2	11.1%
16	1	5.5%	35-39	1	5.5%
17	0	0.0%	40-44	0	0.0%
18	1	5.5%	45-49	0	0.0%
19	0	0.0%	50-54	3	16.6%
20	0	0.0%	55-59	1	5.5%
21	0	0.0%	60-64	0	0.0%
22	0	0.0%	65 & Over	0	0.0%
			<b>Total</b>	<b>18</b>	100.0%

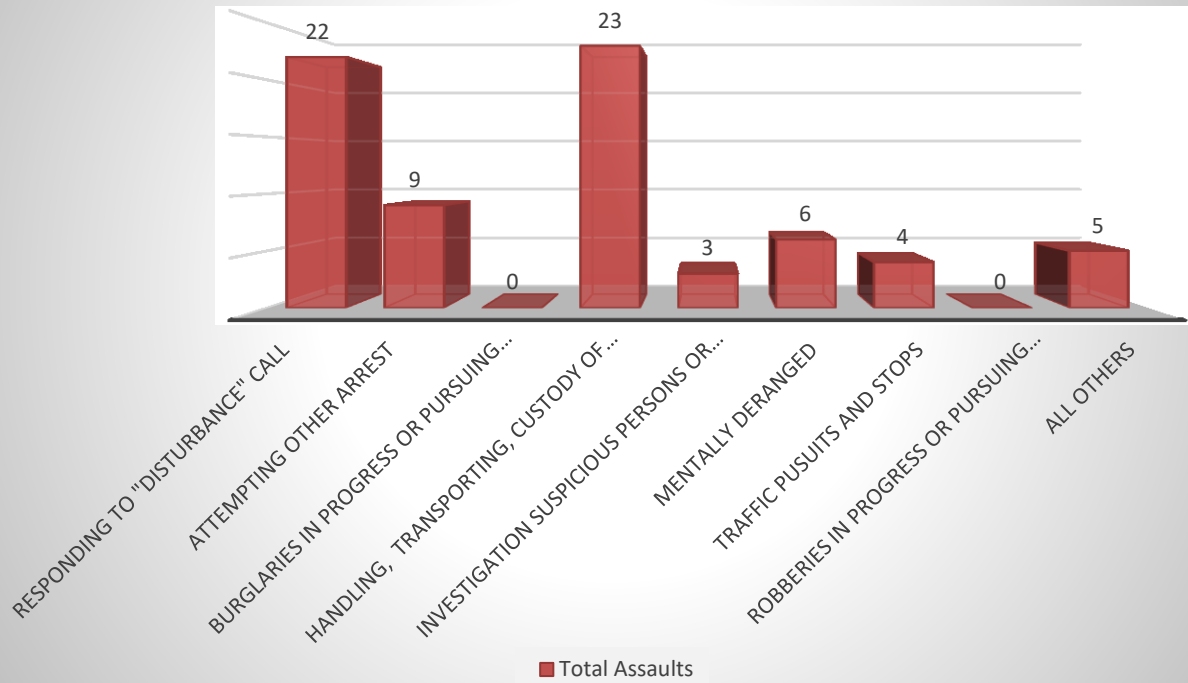
## LAW ENFORCEMENT OFFICERS KILLED OR ASSAULTED (LEOKA)

All assaults on law enforcement officers (having full arrest powers) in which the officer sustained injury or in which a weapon was used which could have caused serious injury or death are included in this section. Also counted are those sworn officers who were not injured, but force was used against the officer. An offense is counted when an officer is assaulted in the line of duty, even though in a "off duty" status, where he/she is performing official law enforcement duties.

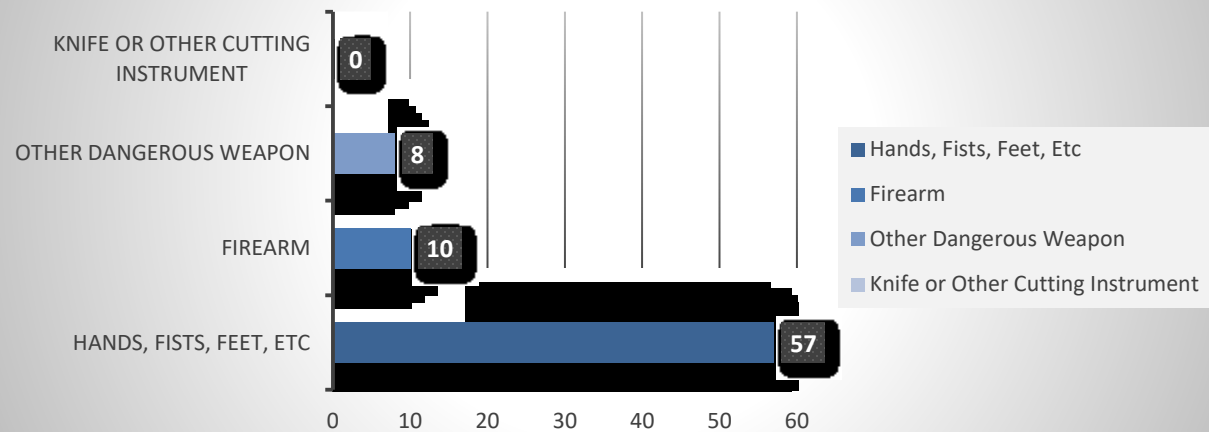
Type of Activity	Type of Weapon					Type of Assignment							
	Total Assaults by Weapon	Firearm	Knife or Other Cutting Instrument	Other Dangerous Weapon	Hand, Fists, Feet, Etc.	Two-Man Vehicle	One-Man Vehicle		Detective Special Assign.		Other		Cleared
							Alone	Assisted	Alone	Assisted	Alone	Assisted	
	A	B	C	D	E	F	G	H	I	J	K	L	M
Responding to "Disturbance" Call	22	4		1	17	2	1	19					18
Burglaries in progress or pursuing burglary suspect	0												
Robberies in progress or pursuing robbery suspect	0												
Attempting other arrest	9				9	1	1	5				2	9
Civil disorder (riot, mass disobedience)	3			2	1			3					3
Handling, transporting, custody of prisoners	23			2	21	1	7	7			3	5	19
Investigation suspicious persons or circumstances	3				3			3					3
Ambush - no warning	0												
Mentally deranged	6	4		1	1			6					5
Traffic pursuits and stops	4			1	3			4					4
All others	5	2		1	2			4					3
<b>TOTALS</b>	<b>75</b>	<b>10</b>	<b>0</b>	<b>8</b>	<b>57</b>	<b>4</b>	<b>10</b>	<b>51</b>	<b>0</b>	<b>0</b>	<b>3</b>	<b>7</b>	<b>64</b>
Number with personal injury	26	3		1	22								
Number without personal injury	49	7		7	35								

Time of Assaults	AM	5	6	3	2	3	5
	PM	5	5	9	12	13	7
		12:01 - 2:00	2:01 - 4:00	4:01 - 6:00	6:01 - 8:00	8:01 - 10:00	10:01 - 12:00

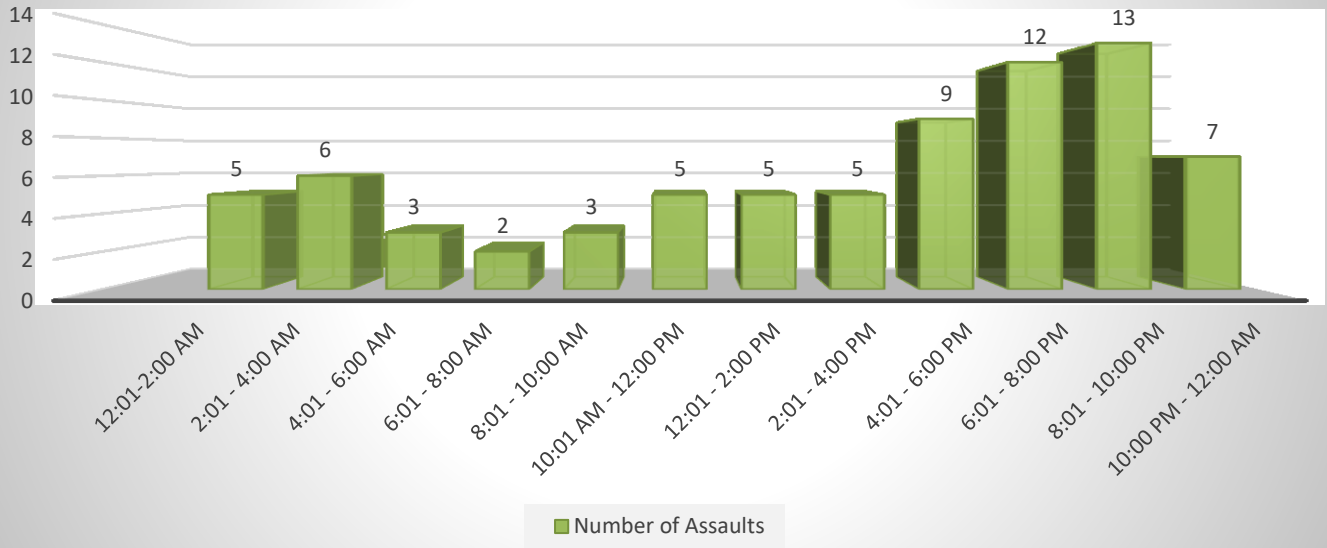
## LEOKA by Type of Activity



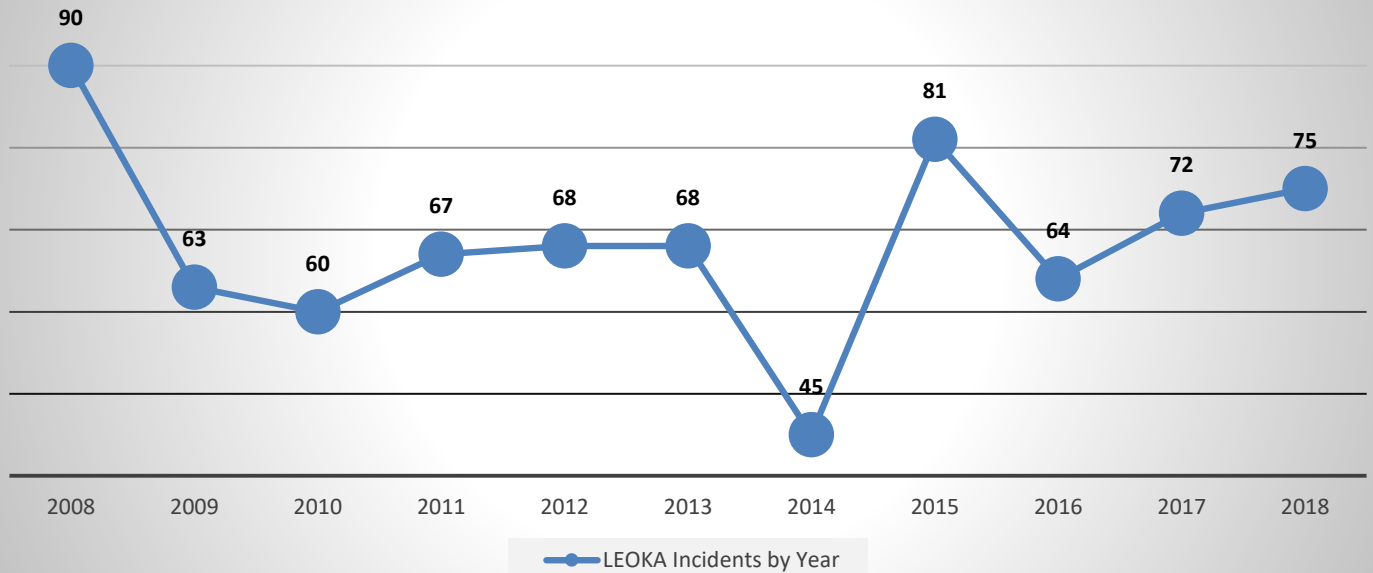
## LEOKA by Type of Assault



## LEOKA by Time (Two Hour Increments)



## LEOKA Incidents by Year



## HATE CRIME REPORTING SUMMARY

In response to a growing concern about hate crimes, the President, on April 23, 1990, signed into law the "Hate Crime Statistics Act of 1990" (hereafter "Act"). The Act requires the Attorney General to establish guidelines and collect, as part of the UCR Program, data "about crimes that manifest evidence of prejudice based on race, religion, sexual orientation, or ethnicity, including where appropriate the crimes of murder, non-negligent manslaughter, forcible rape, aggravated assault, simple assault, intimidation, arson, and destruction, damage or vandalism of property." The Attorney General is required to begin acquiring hate crime data in calendar year 1990. The Attorney General has delegated his responsibilities under the Act to the Director of the FBI. The FBI's Uniform Crime Reports (UCR) Section has been assigned the task of developing the procedures for, and managing implementation of, the collection of hate crime data.

The following represents a summary of the Hate Crime Incident Reports submitted by UCR contributors for the year 2018.

### HATE CRIME OFFENSE

Simple Assault	0
Intimidation	0
Destruction/Damage/Vandalism	0

### NUMBER OF VICTIMS

Number of Victims	0
-------------------	---

### HATE CRIME LOCATION

Bar/Night Club	0
Highway/Road/Alley/Street	0
Restaurant	0
Church/Synagogue/Temple	0

### BIAS MOTIVATION

Anti-Gay (Male)	0
Anti-American Indian/Alaskan Native	0
Anti-Homosexual (Gay & Lesbian)	0
Anti-Protestant	0

### VICTIM TYPE

Individual	0
Business	0
Religious Organization	0

### SUSPECTED OFFENDER'S RACE

White	0
Group of Multiple Ethnicities	0
Unknown	0

### NUMBER OF KNOWN OFFENDERS

Number of Known Offenders	0
---------------------------	---



## DOMESTIC VIOLENCE REPORT

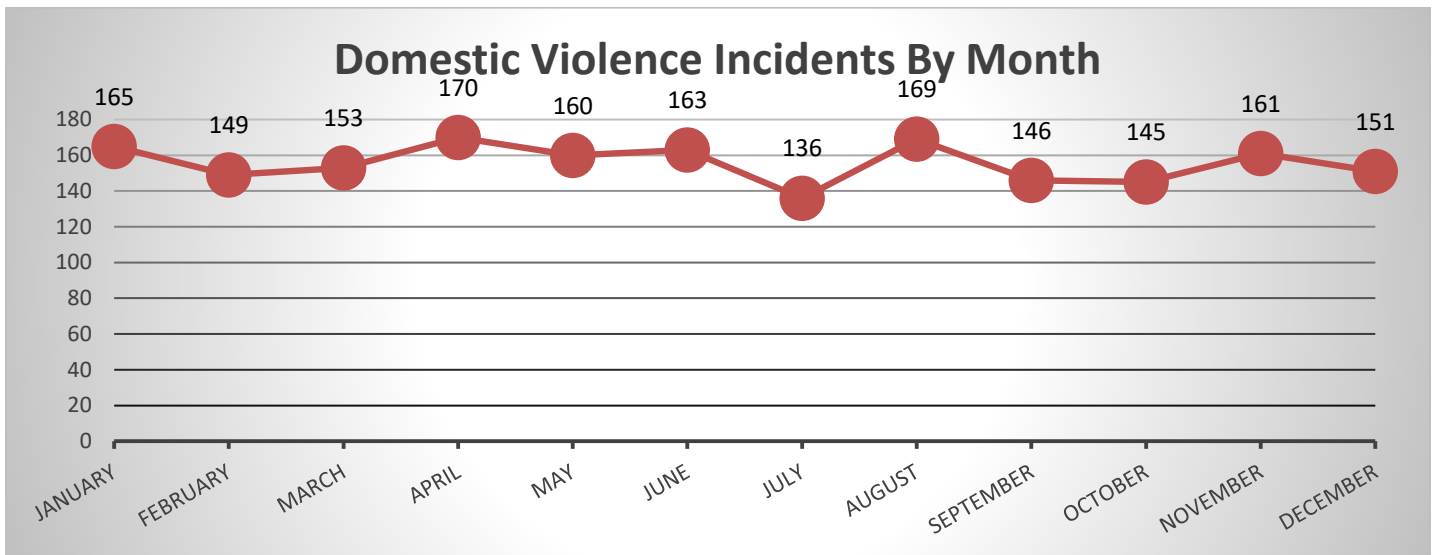
The following domestic violence information was provided by Wyoming law enforcement agencies and compiled by the Criminal Records Section, Division of Criminal Investigation, Office of the Attorney General, in compliance with W.S. 7-20-107(a)(b) and W.S. 6-4-404.

The Domestic Violence Reporting Program, which began January 1, 1988, reflects domestic violence information as submitted by Wyoming law enforcement agencies on a monthly basis.

Factors involved which contribute to the amount of domestic violence incidents reported for any one month include: repeated incidents throughout the month involving the same individuals: one offender/multiple victims; and, mutual confrontation where the involved subjects are both victim and offender.

When more than one type of violence occurs, or multiple dispositions are reported for a single incident, only the most serious and/or consequential action is counted for reporting purposes of this program.

TYPE OF VIOLENCE	Total Number of Incidents	Total Number of Victims		Total Number of Offenders		Total Arrest By Incident Type	% of Incidents Resulting In Arrest
		Male	Female	Male	Female		
<b>Abductions</b>	5	2	3	2	1	3	60.0%
<b>Assaults</b>	1,657	586	1,112	1,118	580	916	55.3%
<b>Intimidation</b>	31	6	28	29	5	10	32.3%
<b>Murder</b>	2	1	1	2	1	2	100%
<b>Robbery</b>	0	0	0	0	0	0	-
<b>Sex Assault</b>	18	1	17	17	1	7	38.9%
<b>Viol. Prot.</b>	146	13	133	128	18	56	38.4%
<b>Other</b>	9	2	7	5	4	3	33.3%
<b>TOTAL</b>	<b>1,868</b>	<b>611</b>	<b>1,301</b>	<b>1,301</b>	<b>610</b>	<b>997</b>	<b>53.4%</b>



## Number of Domestic Violence Incidents by County

<b>Albany</b>	201	<b>Big Horn</b>	9	<b>Campbell</b>	244
<b>Carbon</b>	108	<b>Converse</b>	38	<b>Crook</b>	11
<b>Fremont</b>	119	<b>Goshen</b>	25	<b>Hot Springs</b>	24
<b>Johnson</b>	23	<b>Laramie*</b>	36	<b>Lincoln</b>	37
<b>Natrona</b>	387	<b>Niobrara</b>	18	<b>Park</b>	83
<b>Platte</b>	18	<b>Sheridan</b>	132	<b>Sublette</b>	32
<b>Sweetwater</b>	215	<b>Teton</b>	9	<b>Uinta</b>	68
<b>Washakie</b>	12	<b>Weston</b>	19	<b>State Total</b>	<b>1,868</b>

- Cheyenne Police Department did not report



## Victim and Offender by Age

Victim Age		Offender Age	
Under 18	114	Under 18	51
18 – 24	356	18 -24	338
25 – 34	637	25 -34	676
35 – 54	643	35 -54	701
55 & Over	156	55 & Over	140
Unknown	6	Unknown	6
<b>Total</b>	<b>1,912</b>	<b>Total</b>	<b>1,912</b>

## Victim and Offender by Sex

	Victims		Offenders		
	Number of Victims	Victims Under 18	Male	Female	Under 18
Female	1301	64	1301	610	14
Male	611	51			37
<b>Total</b>	<b>1,912</b>	<b>115</b>	<b>1,301</b>	<b>610</b>	<b>51</b>

## Number of Incidents by Day of Week

Sunday	333	Thursday	259
Monday	234	Friday	278
Tuesday	232	Saturday	291
Wednesday	241	<b>Total</b>	<b>1,868</b>

## Number of Incidents by Type of Disposition

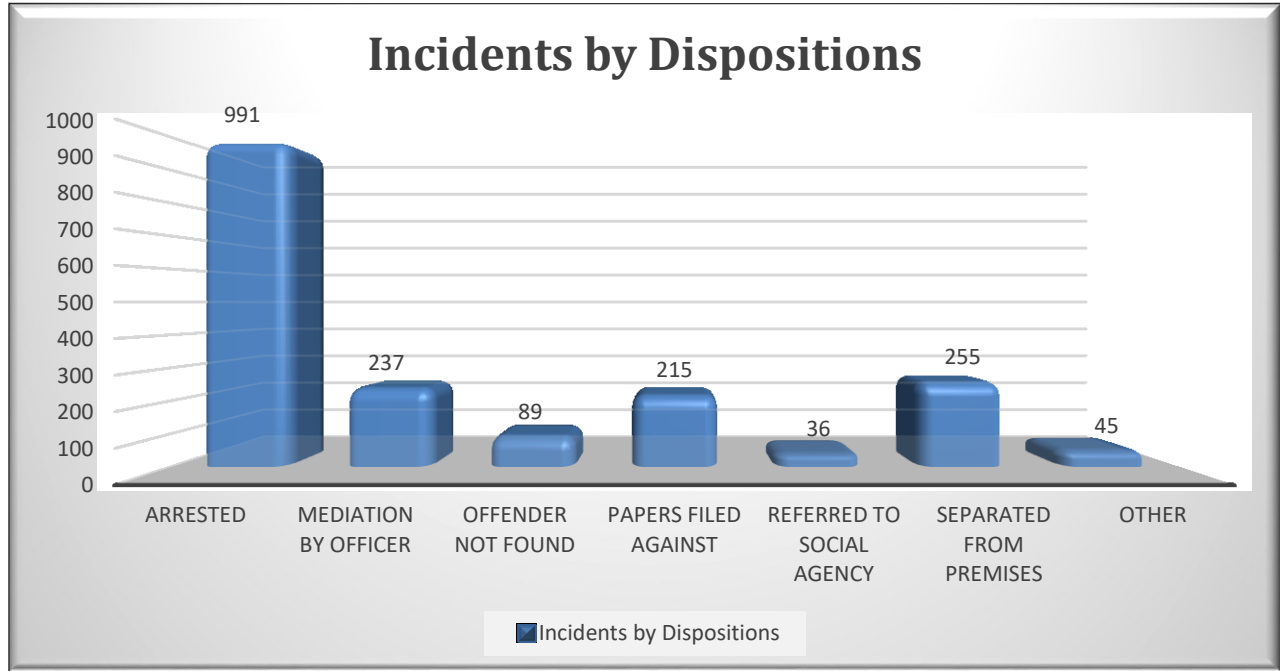
Arrested	991	Referred to Social Agency	36
Mediation by Officer	237	Separated from Premises	259
Offender Not Found	81	Other	49
Papers Filed Against	215	<b>Total</b>	<b>1,868</b>

## Incident by Weapon Type

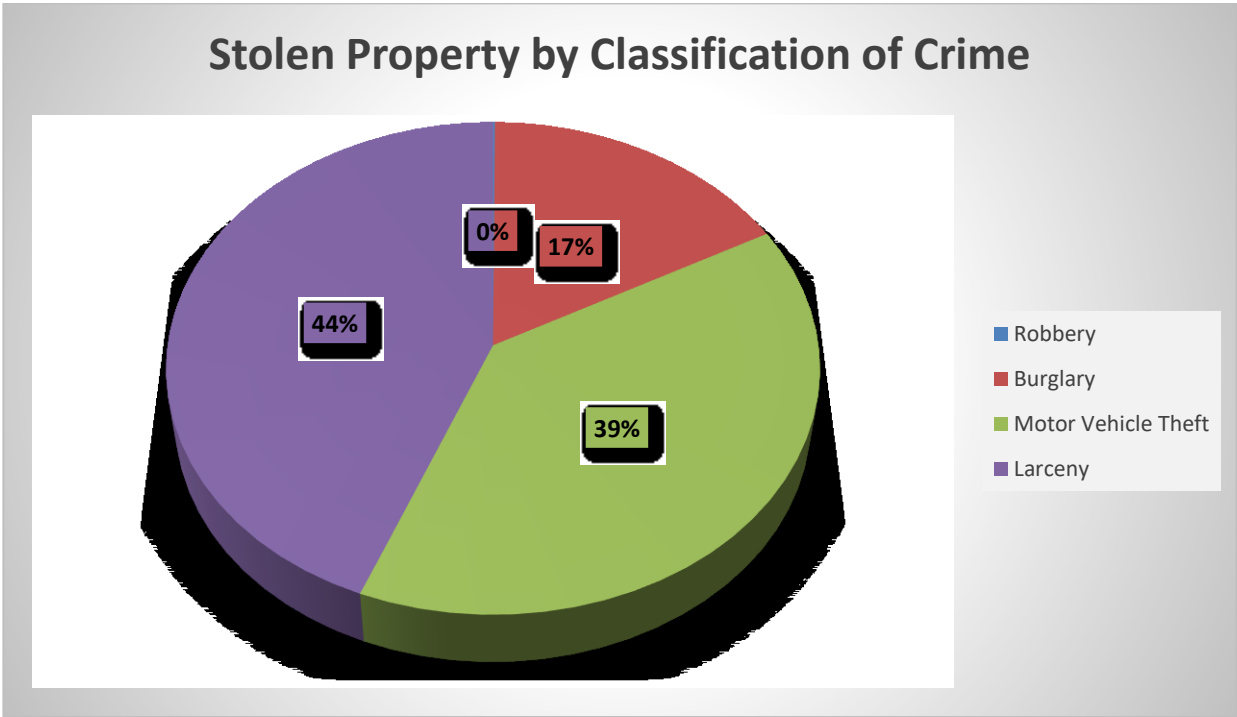
Firearm	39	Other Dangerous Weapon	84
Knife/Cutting Instrument	45	No Weapon	1700
Unknown	0	<b>Total</b>	<b>1,868</b>

## Extent of Injury

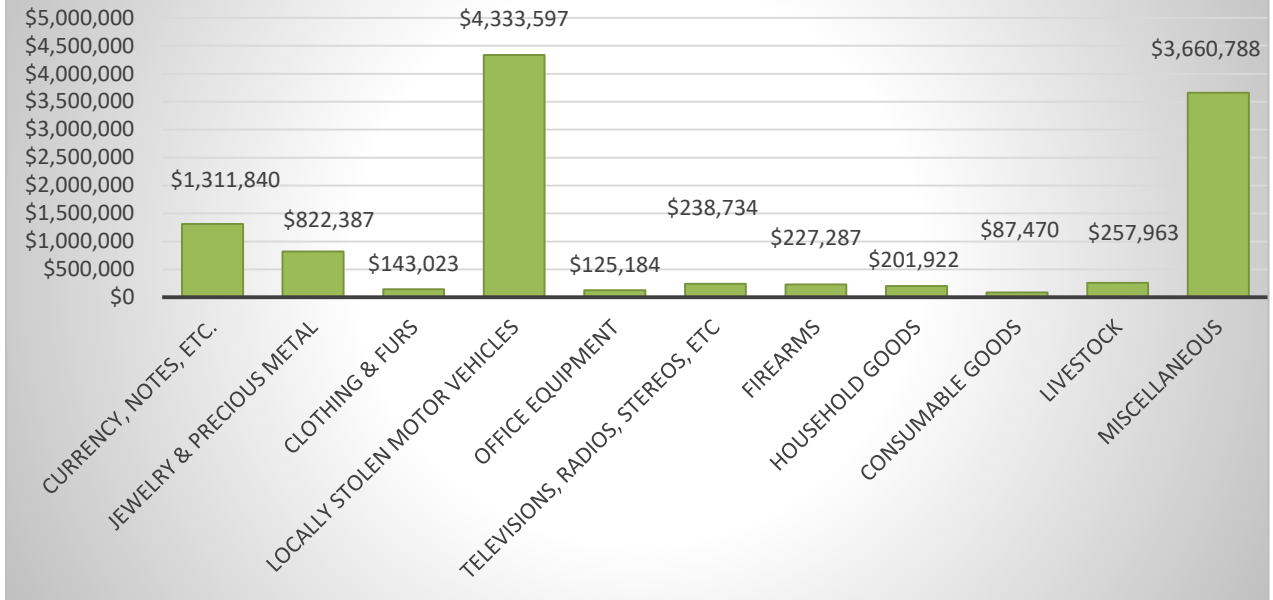
None	<b>734</b>	Minor Injuries	<b>1081</b>
Broken Bones	17	<b>Other Major Injury</b>	10
Death	2	<b>Loss of Teeth</b>	2
Internal Injures	7	<b>Unconsciousness</b>	10
Severe Lacerations	23	<b>Total</b>	<b>1,868</b>



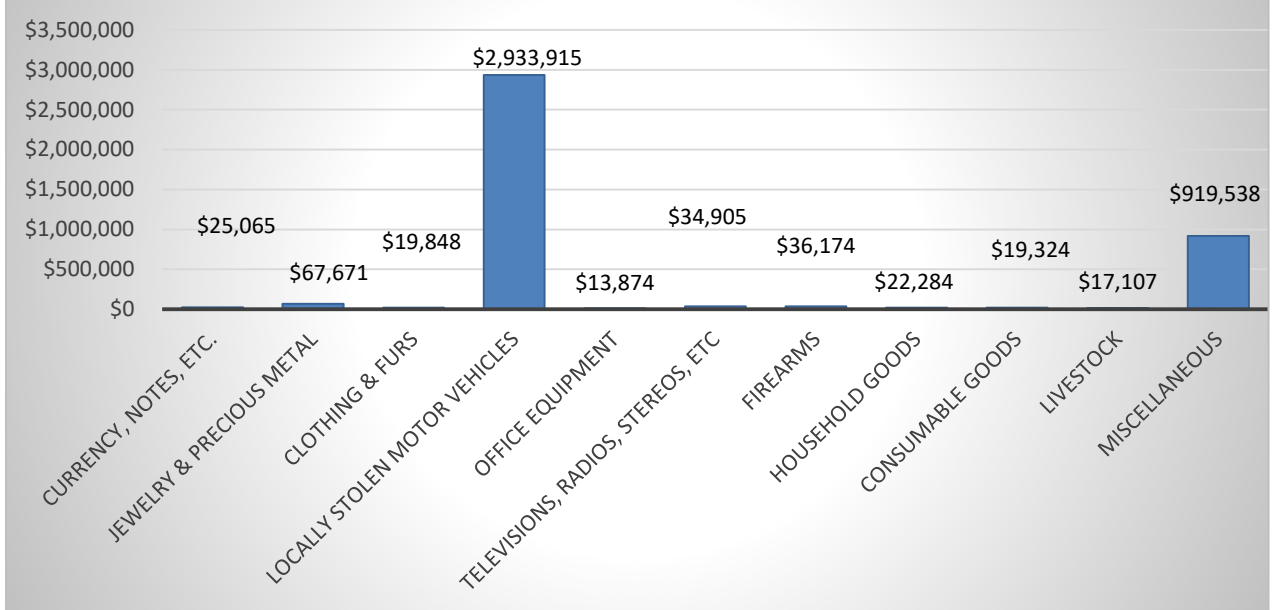
STOLEN AND RECOVERED PROPERTY TOTALS



### Stolen Property by Type



### Recovered Property by Type



## CARGO THEFT

---

The U.S. Congress passed the *USA PATRIOT Improvement and Reauthorization Act of 2005*, a provision was included requiring the Attorney General of the United States to “take the steps necessary to ensure that reports of cargo theft collected by federal, state, and local officials are reflected as a separate category in the FBI Uniform Crime Reporting (UCR) System.” The Attorney General called on the FBI to study the concern and fulfill this requirement, collaborating with the FBI’s partner law enforcement agencies around the nation. The FBI’s Criminal Justice Information Services Division began work to define cargo theft and develop the requirements to collect the data. Wyoming began collecting cargo theft incidents in 2012.

Cargo Theft is the criminal taking of any cargo including, but not limited to, goods, chattels, money, or baggage that constitutes, in whole or in part, a commercial shipment of freight moving in commerce, from any pipeline system, railroad car, motor truck, or other vehicle, or from any tank or storage facility, station house, platform, or depot, or from any vessel or wharf, or from any aircraft, air terminal, airport, aircraft terminal or air navigation facility, or from any intermodal container, intermodal chassis, trailer, container freight station, warehouse, freight distribution facility, or freight consolidation facility. For purposes of this definition, cargo shall be deemed as moving in commerce at all points between the point of origin and the final destination, regardless of any temporary stop while awaiting transshipment or otherwise.

### CARGO THEFT OFFENSE

Embezzlement	0
All Other Larceny	0

### CARGO THEFT LOCATION

Service/Gas Station	0
Other/Unknown	0

### CARGO THEFT ARRESTS

Arrests Made	0
No Arrests Made	0

### VICTIM TYPE

Individual	0
Business	0

### SUSPECTED OFFENDER’S RACE

White/Hispanic	0
Unknown	0

### PROPERTY VALUE STOLEN

\$1,000-\$1,500	0
\$200,000- \$300,000	0

## HUMAN TRAFFICKING

In January 2013, the national UCR Program began collecting offense and arrest data regarding human trafficking as authorized by the *William Wilberforce Trafficking Victims Protection Reauthorization Act of 2008*. The act requires the FBI to collect human trafficking offense data and to make distinctions between prostitution, assisting or promoting prostitution, and purchasing prostitution.

To comply with the Wilberforce Act, the national UCR Program created two additional offenses in the Summary Reporting System and the National Incident-Based Reporting System for which the UCR Program has begun collecting both offense and arrest data. The definitions for these offenses are:

**Human Trafficking/Commercial Sex Acts:** inducing a person by force, fraud, or coercion to participate in commercial sex acts, or in which the person induced to perform such act(s) has not attained 18 years of age.

**Human Trafficking/Involuntary Servitude:** the obtaining of a person(s) through recruitment, harboring, transportation, or provision, and subjecting such persons by force, fraud, or coercion into involuntary servitude, peonage, debt bondage, or slavery (not to include commercial sex acts).

In addition to these changes, the national UCR Program staff has also updated the Supplementary Homicide Report form to incorporate a new circumstance code for human trafficking.

Human Trafficking Classification	Offenses Reported	Unfounded, i.e., False or Baseless Complaints	Number of Actual Offenses (Column 2 Minus Column 3) (Include Attempts)	Total Offenses Cleared by Arrest or Exceptional Means	Number of Clearances Involving Only Persons Under 18 Years of Age
A. Commercial Sex Acts	2	0	2	2	0
B. Involuntary Servitude	0	0	0	0	0
<b>Grand Total</b>	<b>2</b>	<b>0</b>	<b>2</b>	<b>2</b>	<b>0</b>

\*These numbers represent one incident. There was one suspect and two victims. Suspect was turned over to Federal authorities. Therefore, no arrests are recorded below.

### Human Trafficking Arrests

Age	Number	Percent	Age	Number	Percent
Under 10	0	0.0%	23	0	0.0%
10-12	0	0.0%	24	0	0.0%
13-14	0	0.0%	25-29	0	0.0%
15	0	0.0%	30-34	0	0.0%
16	0	0.0%	35-39	0	0.0%
17	0	0.0%	40-44	0	0.0%
18	0	0.0%	45-49	0	0.0%
19	0	0.0%	50-54	0	0.0%
20	0	0.0%	55-59	0	0.0%
21	0	0.0%	60-64	0	0.0%
22	0	0.0%	65 & Over	0	0.0%
			<b>Total</b>	<b>0</b>	<b>100.0%</b>



**WYOMING ARRESTS – STATE TOTALS**

CLASSIFICATION OF OFFENSES	SEX	2018		2017		Percent Change	
		STATE TOTALS		STATE TOTALS		Adult	Juvenile
		ADULT	JUVENILE	ADULT	JUVENILE		
<b>Murder &amp; Non-Negligent</b>	M	9	0	8	0	11.11%	0.00%
<b>Manslaughter</b>	F	3	0	1	0	66.67%	0.00%
<b>Forcible Rape</b>	M	23	1	31	6	-34.78%	-500.00%
	F	1	0	2	0	-100.00%	0.00%
<b>Robbery</b>	M	18	1	25	3	-38.89%	-200.00%
	F	1	0	3	0	-200.00%	0.00%
<b>Aggravated Assault</b>	M	392	31	408	26	-4.08%	16.13%
	F	79	14	90	0	-13.92%	1400.0%
<b>Burglary</b>	M	142	35	163	28	-14.79%	20.00%
	F	33	11	33	1	0.00%	90.91%
<b>Larceny-Theft</b>	M	797	212	894	240	-12.17%	-13.21%
	F	715	87	719	139	-0.56%	-59.77%
<b>Motor Vehicle Theft</b>	M	59	18	78	20	-32.20%	-11.11%
	F	31	5	17	14	45.16%	-180.00%
<b>TOTAL INDEX</b>	M	1440	298	1607	323	-11.60%	-8.39%
<b>OFFENSE ARRESTS</b>	F	863	117	865	154	-0.23%	-31.62%
<b>Manslaughter by</b>	M	2	0	3	0	-50.00%	0.00%
<b>Negligence</b>	F	2	0	0	0	200.00%	0.00%
<b>Arson</b>	M	8	7	25	9	-212.50%	-28.57%
	F	3	0	17	1	-466.67%	0.00%
<b>Other Assaults</b>	M	1020	276	1102	273	-8.04%	1.09%
	F	405	107	467	146	-15.31%	-36.45%
<b>Forgery &amp;</b>	M	25	0	27	1	-8.00%	0.00%
<b>Counterfeiting</b>	F	10	0	21	0	-110.00%	0.00%
<b>Fraud</b>	M	77	3	90	3	-16.88%	0.00%
	F	45	2	65	0	-44.44%	-100.00%
<b>Embezzlement</b>	M	3	0	2	5	33.33%	0.00%
	F	3	0	10	0	-233.33%	0.00%
<b>Stolen Property; Buy,</b>	M	59	3	56	14	5.08%	-366.67%
<b>Receive, Possess</b>	F	17	3	25	1	-47.06%	66.67%
<b>Vandalism</b>	M	239	82	248	130	-3.77%	-58.54%
	F	71	22	92	20	-29.58%	9.09%
<b>Weapons; Carry,</b>	M	33	13	43	29	-30.30%	-123.08%
<b>Possess, etc.</b>	F	1	1	5	2	-400.00%	-100.00%
<b>Prostitution &amp;</b>	M	22	11	31	0	-40.91%	1100.0%
<b>Commercialized Vice</b>	F	10	10	11	0	-10.00%	1000.0%
<b>Sex Offenses (Except</b>	M	80	16	92	8	-15.00%	50.00%
<b>Rape &amp; Prostitution)</b>	F	8	5	4	3	50.00%	40.00%
<b>Drug Abuse Violations</b>	M	2885	363	2841	338	1.53%	6.89%
<b>GRAND TOTAL</b>	F	1385	169	1280	163	7.58%	3.55%
<b>(1) Sale/Manufacture</b>	M	385	42	311	24	19.22%	42.86%
<b>Subtotal</b>	F	176	20	138	15	21.59%	25.00%
<b>(2) Possession</b>	M	2500	321	2530	314	-1.20%	2.18%
<b>Subtotal</b>	F	1209	149	1142	148	5.54%	0.67%
<b>Gambling Offenses</b>	M	0	0	0	0	0.00%	0.00%
	F	0	0	0	0	0.00%	0.00%

<b>Offenses Against Family</b>	M	240	2	233	5	2.92%	-150.00%
<b>&amp; Children</b>	F	119	2	113	1	5.04%	50.00%
<b>Driving Under the</b>	M	2399	23	2420	22	-0.88%	4.35%
<b>Influence</b>	F	820	8	828	7	-0.98%	12.50%
<b>Liquor Laws</b>	M	908	181	1098	231	-20.93%	-27.62%
	F	438	147	458	182	-4.57%	-23.81%
<b>Drunkenness</b>	M	1871	8	2016	13	-7.75%	-62.50%
	F	450	2	381	3	15.33%	-50.00%
<b>Disorderly Conduct</b>	M	477	66	497	83	-4.19%	-25.76%
	F	143	20	213	24	-48.95%	-20.00%
<b>Vagrancy</b>	M	83	30	25	0	69.88%	3000.0%
	F	42	11	12	0	71.43%	1100.0%
<b>All Other Offenses</b>	M	4943	681	5220	545	-5.60%	19.97%
<b>(Except Traffic)</b>	F	2135	225	2384	216	-11.66%	4.00%
<b>Suspicion</b>	M	3	6	1	4	66.67%	33.33%
	F	2	6	0	1	-100.00%	83.33%
<b>Curfew &amp; Loitering</b>	M	N/A	55	N/A	57	N/A	-3.64%
<b>Law Violations</b>	F	N/A	31	N/A	33	N/A	-6.45%
<b>TOTAL</b>	<b>M</b>	<b>16,817</b>	<b>2,124</b>	<b>17,677</b>	<b>2,093</b>	<b>-5.11%</b>	<b>-1.46%</b>
	<b>F</b>	<b>6,972</b>	<b>888</b>	<b>7,251</b>	<b>957</b>	<b>-4.00%</b>	<b>-7.77%</b>
<b>TOTAL ARRESTS</b>		<b>23,789</b>	<b>3,012</b>	<b>24,928</b>	<b>3,050</b>	<b>-4.79%</b>	<b>-1.26%</b>
		<b>26,801</b>		<b>27,978</b>		<b>-4.39%</b>	

## ALBANY COUNTY TOTALS

### Albany CO SO - 2018

Data Source: UCR Summary

CLASSIFICATION OFFENSES	2 OFFENSES REPORTED OR UNKNOWN	3 UNFOUNDED *	4 NUMBER OF ACTUAL OFFENSES	5 TOTAL OFFENSES CLEARED (includes col.6)
<b>1. Criminal Homicide</b>				
a. Murder and Nonnegligent Homicide				
b. Manslaughter by Negligence				
<b>2. Forcible Rape Total</b>				
a. Rape by Force				
b. Attempts to commit Forcible Rape				
<b>3. Robbery Total</b>	1		1	1
a. Firearm				
b. Knife or Cutting Instrument				
c. Other Dangerous Weapon				
d. Strong-Arm (Hands, Fists, Feet, Etc.)	1		1	1
<b>4. Aggravated Assault Total</b>	5		5	5
a. Firearm	1		1	1
b. Knife or Cutting Instrument	1		1	1
c. Other Dangerous Weapon	1		1	1
d. Hands, Fists, Feet, Etc. - Aggravated injury	2		2	2
<b>5. Burglary Total</b>	16		16	
a. Forcible Entry	10		10	
b. Unlawful Entry - No Force	6		6	
c. Attempted Forcible Entry				
<b>6. Larceny - Theft Total</b>	39	1	38	1
<b>7. Motor Vehicle Theft Total</b>	3		3	1
a. Autos	2		2	1
b. Trucks and Buses	1		1	
c. Other Vehicles				
<b>Subtotal Part I Offenses</b>	64	1	63	8
4e. Other Assaults - Simple, Not Aggravated	82		82	61
<b>Grand Total (incl. Simple Assault)</b>	146	1	145	69
8. Arson	1		1	1
9. Human Trafficking - Commercial Sex Act				
10. Human Trafficking - Involuntary Servitude				

**Laramie PD - 2018**

Data Source: UCR Summary

CLASSIFICATION OFFENSES	2 OFFENSES REPORTED OR UNKNOWN	3 UNFOUNDED *	4 NUMBER OF ACTUAL OFFENSES	5 TOTAL OFFENSES CLEARED (includes col.6)	6 NUMBER OF CLEARANCES UNDER 18
<b>1. Criminal Homicide</b>	1		1	1	
a. Murder and Nonnegligent Homicide	1		1	1	
b. Manslaughter by Negligence					
<b>2. Forcible Rape Total</b>	8		8	1	
a. Rape by Force	8		8	1	
b. Attempts to commit Forcible Rape					
<b>3. Robbery Total</b>	1		1		
a. Firearm					
b. Knife or Cutting Instrument					
c. Other Dangerous Weapon					
d. Strong-Arm (Hands, Fists, Feet, Etc.)	1		1		
<b>4. Aggravated Assault Total</b>	22		22	20	
a. Firearm	1		1	1	
b. Knife or Cutting Instrument	5		5	5	
c. Other Dangerous Weapon	1		1	1	
d. Hands, Fists, Feet, Etc. - Aggravated injury	15		15	13	
<b>5. Burglary Total</b>	44		44	3	1
a. Forcible Entry	21		21	1	
b. Unlawful Entry - No Force	21		21	2	1
c. Attempted Forcible Entry	2		2		
<b>6. Larceny - Theft Total</b>	343	11	332	59	15
<b>7. Motor Vehicle Theft Total</b>	19		19	3	
a. Autos	10		10	1	
b. Trucks and Buses	5		5	1	
c. Other Vehicles	4		4	1	
<b>Subtotal Part I Offenses</b>	438	11	427	87	16
4e. Other Assaults - Simple, Not Aggravated	378	1	377	211	42
<b>Grand Total (incl. Simple Assault)</b>	816	12	804	298	58
8. Arson	6		6		
9. Human Trafficking - Commercial Sex Act					
10. Human Trafficking - Involuntary Servitude					

**UNIV of WY PD - 2018**

Data Source: UCR Summary

CLASSIFICATION OFFENSES	2 OFFENSES REPORTED OR UNKNOWN	3 UNFOUNDED *	4 NUMBER OF ACTUAL OFFENSES	5 TOTAL OFFENSES CLEARED (includes col.6)	6 NUMBER OF CLEARANCES UNDER 18
<b>1. Criminal Homicide</b>					
a. Murder and Nonnegligent Homicide					
b. Manslaughter by Negligence					
<b>2. Forcible Rape Total</b>					
a. Rape by Force					
b. Attempts to commit Forcible Rape					
<b>3. Robbery Total</b>					
a. Firearm					
b. Knife or Cutting Instrument					
c. Other Dangerous Weapon					
d. Strong-Arm (Hands, Fists, Feet, Etc.)					
<b>4. Aggravated Assault Total</b>					
a. Firearm					
b. Knife or Cutting Instrument					
c. Other Dangerous Weapon					
d. Hands, Fists, Feet, Etc. - Aggravated injury					
<b>5. Burglary Total</b>	8		8		
a. Forcible Entry	2		2		
b. Unlawful Entry - No Force	5		5		
c. Attempted Forcible Entry	1		1		
<b>6. Larceny - Theft Total</b>	96	5	91	8	
<b>7. Motor Vehicle Theft Total</b>					
a. Autos					
b. Trucks and Buses					
c. Other Vehicles					
<b>Subtotal Part I Offenses</b>	104	5	99	8	
4e. Other Assaults - Simple, Not Aggravated	3		3	1	
<b>Grand Total (incl. Simple Assault)</b>	107	5	102	9	
8. Arson					
9. Human Trafficking - Commercial Sex Act					
10. Human Trafficking - Involuntary Servitude					

**BIG HORN COUNTY TOTALS**

**Big Horn Sheriff - 2018**

Data Source: UCR Summary

CLASSIFICATION OFFENSES	2 OFFENSES REPORTED OR UNKNOWN	3 UNFOUNDED *	4 NUMBER OF ACTUAL OFFENSES	5 TOTAL OFFENSES CLEARED (includes col.6)	6 NUMBER OF CLEARANCES UNDER 18
<b>1. Criminal Homicide</b>					
a. Murder and Nonnegligent Homicide					
b. Manslaughter by Negligence					
<b>2. Forcible Rape Total</b>					
a. Rape by Force					
b. Attempts to commit Forcible Rape					
<b>3. Robbery Total</b>					
a. Firearm					
b. Knife or Cutting Instrument					
c. Other Dangerous Weapon					
d. Strong-Arm (Hands, Fists, Feet, Etc.)					
<b>4. Aggravated Assault Total</b>	6		6	5	
a. Firearm					
b. Knife or Cutting Instrument					
c. Other Dangerous Weapon	3		3	3	
d. Hands, Fists, Feet, Etc. - Aggravated injury	3		3	2	
<b>5. Burglary Total</b>	4		4	1	
a. Forcible Entry					
b. Unlawful Entry - No Force	4		4	1	
c. Attempted Forcible Entry					
<b>6. Larceny - Theft Total</b>	20	1	19	1	
<b>7. Motor Vehicle Theft Total</b>	1		1	1	
a. Autos					
b. Trucks and Buses	1		1	1	
c. Other Vehicles					
<b>Subtotal Part I Offenses</b>	31	1	30	8	
4e. Other Assaults - Simple, Not Aggravated	5		5	3	
<b>Grand Total (incl. Simple Assault)</b>	36	1	35	11	
8. Arson	1		1	1	
9. Human Trafficking - Commercial Sex Act					
10. Human Trafficking - Involuntary Servitude					

**Basin PD Big Horn - 2018 DOES NOT REPORT**

No data submitted

CLASSIFICATION OFFENSES	2 OFFENSES REPORTED OR UNKNOWN	3 UNFOUNDED *	4 NUMBER OF ACTUAL OFFENSES	5 TOTAL OFFENSES CLEARED (includes col.6)	6 NUMBER OF CLEARANCES UNDER 18
<b>1. Criminal Homicide</b>					
a. Murder and Nonnegligent Homicide					
b. Manslaughter by Negligence					
<b>2. Forcible Rape Total</b>					
a. Rape by Force					
b. Attempts to commit Forcible Rape					
<b>3. Robbery Total</b>					
a. Firearm					
b. Knife or Cutting Instrument					
c. Other Dangerous Weapon					
d. Strong-Arm (Hands, Fists, Feet, Etc.)					
<b>4. Aggravated Assault Total</b>					
a. Firearm					
b. Knife or Cutting Instrument					
c. Other Dangerous Weapon					
d. Hands, Fists, Feet, Etc. - Aggravated injury					
<b>5. Burglary Total</b>					
a. Forcible Entry					
b. Unlawful Entry - No Force					
c. Attempted Forcible Entry					
<b>6. Larceny - Theft Total</b>					
<b>7. Motor Vehicle Theft Total</b>					
a. Autos					
b. Trucks and Buses					
c. Other Vehicles					
<b>Subtotal Part I Offenses</b>					
4e. Other Assaults - Simple, Not Aggravated					
<b>Grand Total (incl. Simple Assault)</b>					
8. Arson					
9. Human Trafficking - Commercial Sex Act					
10. Human Trafficking - Involuntary Servitude					

**Lovell PD - 2018 DOES NOT REPORT**

No data submitted

CLASSIFICATION OFFENSES	2 OFFENSES REPORTED OR UNKNOWN	3 UNFOUNDED *	4 NUMBER OF ACTUAL OFFENSES	5 TOTAL OFFENSES CLEARED (includes col.6)	6 NUMBER OF CLEARANCES UNDER 18
<b>1. Criminal Homicide</b>					
a. Murder and Nonnegligent Homicide					
b. Manslaughter by Negligence					
<b>2. Forcible Rape Total</b>					
a. Rape by Force					
b. Attempts to commit Forcible Rape					
<b>3. Robbery Total</b>					
a. Firearm					
b. Knife or Cutting Instrument					
c. Other Dangerous Weapon					
d. Strong-Arm (Hands, Fists, Feet, Etc.)					
<b>4. Aggravated Assault Total</b>					
a. Firearm					
b. Knife or Cutting Instrument					
c. Other Dangerous Weapon					
d. Hands, Fists, Feet, Etc. - Aggravated injury					
<b>5. Burglary Total</b>					
a. Forcible Entry					
b. Unlawful Entry - No Force					
c. Attempted Forcible Entry					
<b>6. Larceny - Theft Total</b>					
<b>7. Motor Vehicle Theft Total</b>					
a. Autos					
b. Trucks and Buses					
c. Other Vehicles					
<b>Subtotal Part I Offenses</b>					
4e. Other Assaults - Simple, Not Aggravated					
<b>Grand Total (incl. Simple Assault)</b>					
8. Arson					
9. Human Trafficking - Commercial Sex Act					
10. Human Trafficking - Involuntary Servitude					



**Greybull PD - 2018**

Data Source: UCR Summary

CLASSIFICATION OFFENSES	2 OFFENSES REPORTED OR UNKNOWN	3 UNFOUNDED *	4 NUMBER OF ACTUAL OFFENSES	5 TOTAL OFFENSES CLEARED (includes col.6)	6 NUMBER OF CLEARANCES UNDER 18
<b>1. Criminal Homicide</b>					
a. Murder and Nonnegligent Homicide					
b. Manslaughter by Negligence					
<b>2. Forcible Rape Total</b>	1		1		
a. Rape by Force	1		1		
b. Attempts to commit Forcible Rape					
<b>3. Robbery Total</b>					
a. Firearm					
b. Knife or Cutting Instrument					
c. Other Dangerous Weapon					
d. Strong-Arm (Hands, Fists, Feet, Etc.)					
<b>4. Aggravated Assault Total</b>	8		8	6	
a. Firearm	1		1	1	
b. Knife or Cutting Instrument					
c. Other Dangerous Weapon					
d. Hands, Fists, Feet, Etc. - Aggravated injury	7		7	5	
<b>5. Burglary Total</b>	5		5	2	
a. Forcible Entry	1		1	1	
b. Unlawful Entry - No Force	3		3	1	
c. Attempted Forcible Entry	1		1		
<b>6. Larceny - Theft Total</b>	4		4	2	
<b>7. Motor Vehicle Theft Total</b>	1		1		
a. Autos					
b. Trucks and Buses					
c. Other Vehicles	1		1		
<b>Subtotal Part I Offenses</b>	19		19	10	
4e. Other Assaults - Simple, Not Aggravated	3		3	2	
<b>Grand Total (incl. Simple Assault)</b>	22		22	12	
8. Arson					
9. Human Trafficking - Commercial Sex Act					
10. Human Trafficking - Involuntary Servitude					

## CAMPBELL COUNTY TOTALS

### Campbell CO SO - 2018

Data Source: UCR Summary

CLASSIFICATION OFFENSES	2 OFFENSES REPORTED OR UNKNOWN	3 UNFOUNDED *	4 NUMBER OF ACTUAL OFFENSES	5 TOTAL OFFENSES CLEARED (includes col.6)	6 NUMBER OF CLEARANCES UNDER 18
<b>1. Criminal Homicide</b>					
a. Murder and Nonnegligent Homicide					
b. Manslaughter by Negligence					
<b>2. Forcible Rape Total</b>	15	2	13	8	
a. Rape by Force	13	2	11	7	
b. Attempts to commit Forcible Rape	2		2	1	
<b>3. Robbery Total</b>	1	1			
a. Firearm					
b. Knife or Cutting Instrument					
c. Other Dangerous Weapon					
d. Strong-Arm (Hands, Fists, Feet, Etc.)	1	1			
<b>4. Aggravated Assault Total</b>	77		77	75	1
a. Firearm	4		4	4	
b. Knife or Cutting Instrument	1		1	1	
c. Other Dangerous Weapon	6		6	6	
d. Hands, Fists, Feet, Etc. - Aggravated injury	66		66	64	1
<b>5. Burglary Total</b>	28	2	26	10	
a. Forcible Entry	8	1	7	4	
b. Unlawful Entry - No Force	20	1	19	6	
c. Attempted Forcible Entry					
<b>6. Larceny - Theft Total</b>	76	14	62	46	
<b>7. Motor Vehicle Theft Total</b>	13	2	11	9	1
a. Autos	10	2	8	8	1
b. Trucks and Buses					
c. Other Vehicles	3		3	1	
<b>Subtotal Part I Offenses</b>	210	21	189	148	2
4e. Other Assaults - Simple, Not Aggravated	83	5	78	77	1
<b>Grand Total (incl. Simple Assault)</b>	293	26	267	225	3
8. Arson	1		1	1	
9. Human Trafficking - Commercial Sex Act					
10. Human Trafficking - Involuntary Servitude					

**Gillette PD - 2018**

Data Source: UCR Summary

CLASSIFICATION OFFENSES	2 OFFENSES REPORTED OR UNKNOWN	3 UNFOUNDED *	4 NUMBER OF ACTUAL OFFENSES	5 TOTAL OFFENSES CLEARED (includes col.6)	6 NUMBER OF CLEARANCES UNDER 18
<b>1. Criminal Homicide</b>					
a. Murder and Nonnegligent Homicide					
b. Manslaughter by Negligence					
<b>2. Forcible Rape Total</b>	19	6	13	5	
a. Rape by Force	19	6	13	5	
b. Attempts to commit Forcible Rape					
<b>3. Robbery Total</b>	3		3	1	
a. Firearm				1	
b. Knife or Cutting Instrument					
c. Other Dangerous Weapon					
d. Strong-Arm (Hands, Fists, Feet, Etc.)	3		3		
<b>4. Aggravated Assault Total</b>	42	2	40	29	2
a. Firearm	8	2	6	3	
b. Knife or Cutting Instrument	7		7	7	1
c. Other Dangerous Weapon	6		6	3	1
d. Hands, Fists, Feet, Etc. - Aggravated injury	21		21	16	
<b>5. Burglary Total</b>	87	4	83	21	4
a. Forcible Entry	20		20	7	2
b. Unlawful Entry - No Force	67	4	63	14	2
c. Attempted Forcible Entry					
<b>6. Larceny - Theft Total</b>	596	35	561	248	60
<b>7. Motor Vehicle Theft Total</b>	28	5	23	8	2
a. Autos	16	3	13	5	2
b. Trucks and Buses	9	2	7	2	
c. Other Vehicles	3		3	1	
<b>Subtotal Part I Offenses</b>	775	52	723	312	68
4e. Other Assaults - Simple, Not Aggravated	316	8	308	193	37
<b>Grand Total (incl. Simple Assault)</b>	1,091	60	1,031	505	105
8. Arson	2		2		
9. Human Trafficking - Commercial Sex Act					
10. Human Trafficking - Involuntary Servitude					

## CARBON COUNTY TOTALS

### Carbon CO SO - 2018

Data Source: UCR Summary

CLASSIFICATION OFFENSES	2 OFFENSES REPORTED OR UNKNOWN	3 UNFOUNDED *	4 NUMBER OF ACTUAL OFFENSES	5 TOTAL OFFENSES CLEARED (includes col.6)	6 NUMBER OF CLEARANCES UNDER 18
<b>1. Criminal Homicide</b>					
a. Murder and Nonnegligent Homicide					
b. Manslaughter by Negligence					
<b>2. Forcible Rape Total</b>	1		1	1	
a. Rape by Force					
b. Attempts to commit Forcible Rape	1		1	1	
<b>3. Robbery Total</b>					
a. Firearm					
b. Knife or Cutting Instrument					
c. Other Dangerous Weapon					
d. Strong-Arm (Hands, Fists, Feet, Etc.)					
<b>4. Aggravated Assault Total</b>	5		5	5	
a. Firearm	2		2	2	
b. Knife or Cutting Instrument	3		3	3	
c. Other Dangerous Weapon					
d. Hands, Fists, Feet, Etc. - Aggravated injury					
<b>5. Burglary Total</b>	1		1		
a. Forcible Entry	1		1		
b. Unlawful Entry - No Force					
c. Attempted Forcible Entry					
<b>6. Larceny - Theft Total</b>	15		15	1	
<b>7. Motor Vehicle Theft Total</b>	1		1	1	
a. Autos	1		1	1	
b. Trucks and Buses					
c. Other Vehicles					
<b>Subtotal Part I Offenses</b>	23		23	8	
4e. Other Assaults - Simple, Not Aggravated	9		9	9	
<b>Grand Total (incl. Simple Assault)</b>	32		32	17	
8. Arson					
9. Human Trafficking - Commercial Sex Act					
10. Human Trafficking - Involuntary Servitude					

**Rawlins PD - 2018**

Data Source: UCR Summary

CLASSIFICATION OFFENSES	2 OFFENSES REPORTED OR UNKNOWN	3 UNFOUNDED *	4 NUMBER OF ACTUAL OFFENSES	5 TOTAL OFFENSES CLEARED (includes col.6)	6 NUMBER OF CLEARANCES UNDER 18
<b>1. Criminal Homicide</b>					
a. Murder and Nonnegligent Homicide					
b. Manslaughter by Negligence					
<b>2. Forcible Rape Total</b>	10	2	8	3	
a. Rape by Force	8	2	6	2	
b. Attempts to commit Forcible Rape	2		2	1	
<b>3. Robbery Total</b>					
a. Firearm					
b. Knife or Cutting Instrument					
c. Other Dangerous Weapon					
d. Strong-Arm (Hands, Fists, Feet, Etc.)					
<b>4. Aggravated Assault Total</b>	29		29	27	5
a. Firearm	3		3	2	
b. Knife or Cutting Instrument	9		9	8	5
c. Other Dangerous Weapon	4		4	4	
d. Hands, Fists, Feet, Etc. - Aggravated injury	13		13	13	
<b>5. Burglary Total</b>	19		19	6	
a. Forcible Entry	8		8	5	
b. Unlawful Entry - No Force	9		9	1	
c. Attempted Forcible Entry	2		2		
<b>6. Larceny - Theft Total</b>	178	43	135	38	9
<b>7. Motor Vehicle Theft Total</b>	22	5	17	13	3
a. Autos	13	4	9	8	2
b. Trucks and Buses	5		5	3	1
c. Other Vehicles	4	1	3	2	
<b>Subtotal Part I Offenses</b>	258	50	208	87	17
4e. Other Assaults - Simple, Not Aggravated	173	15	158	141	31
<b>Grand Total (incl. Simple Assault)</b>	431	65	366	228	48
8. Arson	3		3	2	1
9. Human Trafficking - Commercial Sex Act					
10. Human Trafficking - Involuntary Servitude					

## Saratoga PD - 2018

Data Source: UCR Summary

CLASSIFICATION OFFENSES	2 OFFENSES REPORTED OR UNKNOWN	3 UNFOUNDED *	4 NUMBER OF ACTUAL OFFENSES	5 TOTAL OFFENSES CLEARED (includes col.6)	6 NUMBER OF CLEARANCES UNDER 18
<b>1. Criminal Homicide</b>					
a. Murder and Nonnegligent Homicide					
b. Manslaughter by Negligence					
<b>2. Forcible Rape Total</b>					
a. Rape by Force					
b. Attempts to commit Forcible Rape					
<b>3. Robbery Total</b>					
a. Firearm					
b. Knife or Cutting Instrument					
c. Other Dangerous Weapon					
d. Strong-Arm (Hands, Fists, Feet, Etc.)					
<b>4. Aggravated Assault Total</b>	1		1	1	
a. Firearm					
b. Knife or Cutting Instrument	1		1	1	
c. Other Dangerous Weapon					
d. Hands, Fists, Feet, Etc. - Aggravated injury					
<b>5. Burglary Total</b>					
a. Forcible Entry					
b. Unlawful Entry - No Force					
c. Attempted Forcible Entry					
<b>6. Larceny - Theft Total</b>	8		8		
<b>7. Motor Vehicle Theft Total</b>					
a. Autos					
b. Trucks and Buses					
c. Other Vehicles					
<b>Subtotal Part I Offenses</b>	9		9	1	
4e. Other Assaults - Simple, Not Aggravated	4		4	4	
<b>Grand Total (incl. Simple Assault)</b>	13		13	5	
8. Arson					
9. Human Trafficking - Commercial Sex Act					
10. Human Trafficking - Involuntary Servitude					

**Hanna PD - 2018**

Data Source: UCR Summary

CLASSIFICATION OFFENSES	2 OFFENSES REPORTED OR UNKNOWN	3 UNFOUNDED *	4 NUMBER OF ACTUAL OFFENSES	5 TOTAL OFFENSES CLEARED (includes col.6)	6 NUMBER OF CLEARANCES UNDER 18
<b>1. Criminal Homicide</b>					
a. Murder and Nonnegligent Homicide					
b. Manslaughter by Negligence					
<b>2. Forcible Rape Total</b>					
a. Rape by Force					
b. Attempts to commit Forcible Rape					
<b>3. Robbery Total</b>					
a. Firearm					
b. Knife or Cutting Instrument					
c. Other Dangerous Weapon					
d. Strong-Arm (Hands, Fists, Feet, Etc.)					
<b>4. Aggravated Assault Total</b>					
a. Firearm					
b. Knife or Cutting Instrument					
c. Other Dangerous Weapon					
d. Hands, Fists, Feet, Etc. - Aggravated injury					
<b>5. Burglary Total</b>	2		2	1	
a. Forcible Entry	2		2		
b. Unlawful Entry - No Force				1	
c. Attempted Forcible Entry					
<b>6. Larceny - Theft Total</b>	4		4	2	
<b>7. Motor Vehicle Theft Total</b>					
a. Autos					
b. Trucks and Buses					
c. Other Vehicles					
<b>Subtotal Part I Offenses</b>	6		6	3	
4e. Other Assaults - Simple, Not Aggravated	7		7	1	1
<b>Grand Total (incl. Simple Assault)</b>	13		13	4	1
8. Arson					
9. Human Trafficking - Commercial Sex Act					
10. Human Trafficking - Involuntary Servitude					

CONVERSE COUNTY TOTALS

---

**Converse CO SO - 2018 DOES NOT REPORT**

No data submitted

CLASSIFICATION OFFENSES	2 OFFENSES REPORTED OR UNKNOWN	3 UNFOUNDED *	4 NUMBER OF ACTUAL OFFENSES	5 TOTAL OFFENSES CLEARED (includes col.6)	6 NUMBER OF CLEARANCES UNDER 18
<b>1. Criminal Homicide</b>					
a. Murder and Nonnegligent Homicide					
b. Manslaughter by Negligence					
<b>2. Forcible Rape Total</b>					
a. Rape by Force					
b. Attempts to commit Forcible Rape					
<b>3. Robbery Total</b>					
a. Firearm					
b. Knife or Cutting Instrument					
c. Other Dangerous Weapon					
d. Strong-Arm (Hands, Fists, Feet, Etc.)					
<b>4. Aggravated Assault Total</b>					
a. Firearm					
b. Knife or Cutting Instrument					
c. Other Dangerous Weapon					
d. Hands, Fists, Feet, Etc. - Aggravated injury					
<b>5. Burglary Total</b>					
a. Forcible Entry					
b. Unlawful Entry - No Force					
c. Attempted Forcible Entry					
<b>6. Larceny - Theft Total</b>					
<b>7. Motor Vehicle Theft Total</b>					
a. Autos					
b. Trucks and Buses					
c. Other Vehicles					
<b>Subtotal Part I Offenses</b>					
4e. Other Assaults - Simple, Not Aggravated					
<b>Grand Total (incl. Simple Assault)</b>					
8. Arson					
9. Human Trafficking - Commercial Sex Act					
10. Human Trafficking - Involuntary Servitude					



## Douglas PD - 2018

Data Source: UCR Summary

CLASSIFICATION OFFENSES	2 OFFENSES REPORTED OR UNKNOWN	3 UNFOUNDED *	4 NUMBER OF ACTUAL OFFENSES	5 TOTAL OFFENSES CLEARED (includes col.6)	6 NUMBER OF CLEARANCES UNDER 18
<b>1. Criminal Homicide</b>	2		2	1	
a. Murder and Nonnegligent Homicide	1		1	1	
b. Manslaughter by Negligence	1		1		
<b>2. Forcible Rape Total</b>	1	1			
a. Rape by Force	1	1			
b. Attempts to commit Forcible Rape					
<b>3. Robbery Total</b>					
a. Firearm					
b. Knife or Cutting Instrument					
c. Other Dangerous Weapon					
d. Strong-Arm (Hands, Fists, Feet, Etc.)					
<b>4. Aggravated Assault Total</b>	10		10	9	
a. Firearm	1		1	1	
b. Knife or Cutting Instrument	1		1	1	
c. Other Dangerous Weapon	1		1	1	
d. Hands, Fists, Feet, Etc. - Aggravated injury	7		7	6	
<b>5. Burglary Total</b>	5		5		
a. Forcible Entry	2		2		
b. Unlawful Entry - No Force	1		1		
c. Attempted Forcible Entry	2		2		
<b>6. Larceny - Theft Total</b>	82	19	63	26	7
<b>7. Motor Vehicle Theft Total</b>	5		5	4	
a. Autos	5		5	4	
b. Trucks and Buses					
c. Other Vehicles					
<b>Subtotal Part I Offenses</b>	105	20	85	40	7
4e. Other Assaults - Simple, Not Aggravated	42	3	39	38	2
<b>Grand Total (incl. Simple Assault)</b>	147	23	124	78	9
8. Arson					
9. Human Trafficking - Commercial Sex Act					
10. Human Trafficking - Involuntary Servitude					

**Glenrock PD - 2018**

Data Source: UCR Summary

CLASSIFICATION OFFENSES	2 OFFENSES REPORTED OR UNKNOWN	3 UNFOUNDED *	4 NUMBER OF ACTUAL OFFENSES	5 TOTAL OFFENSES CLEARED (includes col.6)	6 NUMBER OF CLEARANCES UNDER 18
<b>1. Criminal Homicide</b>					
a. Murder and Nonnegligent Homicide					
b. Manslaughter by Negligence					
<b>2. Forcible Rape Total</b>		1	-1		
a. Rape by Force		1	-1		
b. Attempts to commit Forcible Rape					
<b>3. Robbery Total</b>					
a. Firearm					
b. Knife or Cutting Instrument					
c. Other Dangerous Weapon					
d. Strong-Arm (Hands, Fists, Feet, Etc.)					
<b>4. Aggravated Assault Total</b>	2		2	2	
a. Firearm					
b. Knife or Cutting Instrument					
c. Other Dangerous Weapon					
d. Hands, Fists, Feet, Etc. - Aggravated injury	2		2	2	
<b>5. Burglary Total</b>	2		2	1	
a. Forcible Entry	1		1		
b. Unlawful Entry - No Force	1		1	1	
c. Attempted Forcible Entry					
<b>6. Larceny - Theft Total</b>	25	10	15	5	2
<b>7. Motor Vehicle Theft Total</b>					
a. Autos					
b. Trucks and Buses					
c. Other Vehicles					
<b>Subtotal Part I Offenses</b>	29	11	18	8	2
4e. Other Assaults - Simple, Not Aggravated	9		9	9	2
<b>Grand Total (incl. Simple Assault)</b>	38	11	27	17	4
8. Arson					
9. Human Trafficking - Commercial Sex Act					
10. Human Trafficking - Involuntary Servitude					

## CROOK COUNTY TOTALS

### Crook CO SO - 2018

Data Source: UCR Summary

CLASSIFICATION OFFENSES	2 OFFENSES REPORTED OR UNKNOWN	3 UNFOUNDED *	4 NUMBER OF ACTUAL OFFENSES	5 TOTAL OFFENSES CLEARED (includes col.6)	6 NUMBER OF CLEARANCES UNDER 18
<b>1. Criminal Homicide</b>					
a. Murder and Nonnegligent Homicide					
b. Manslaughter by Negligence					
<b>2. Forcible Rape Total</b>	2		2	1	1
a. Rape by Force	2		2	1	1
b. Attempts to commit Forcible Rape					
<b>3. Robbery Total</b>					
a. Firearm					
b. Knife or Cutting Instrument					
c. Other Dangerous Weapon					
d. Strong-Arm (Hands, Fists, Feet, Etc.)					
<b>4. Aggravated Assault Total</b>	1	1			
a. Firearm					
b. Knife or Cutting Instrument	1	1			
c. Other Dangerous Weapon					
d. Hands, Fists, Feet, Etc. - Aggravated injury					
<b>5. Burglary Total</b>	6		6	1	
a. Forcible Entry	1		1		
b. Unlawful Entry - No Force	5		5	1	
c. Attempted Forcible Entry					
<b>6. Larceny - Theft Total</b>	11	6	5	2	
<b>7. Motor Vehicle Theft Total</b>	4		4	2	
a. Autos	1		1		
b. Trucks and Buses	1		1	1	
c. Other Vehicles	2		2	1	
<b>Subtotal Part I Offenses</b>	24	7	17	6	1
4e. Other Assaults - Simple, Not Aggravated	27	10	17	13	2
<b>Grand Total (incl. Simple Assault)</b>	51	17	34	19	3
8. Arson					
9. Human Trafficking - Commercial Sex Act					
10. Human Trafficking - Involuntary Servitude					

**Sundance PD - 2018**

Data Source: UCR Summary

CLASSIFICATION OFFENSES	2 OFFENSES REPORTED OR UNKNOWN	3 UNFOUNDED *	4 NUMBER OF ACTUAL OFFENSES	5 TOTAL OFFENSES CLEARED (includes col.6)	6 NUMBER OF CLEARANCES UNDER 18
<b>1. Criminal Homicide</b>					
a. Murder and Nonnegligent Homicide					
b. Manslaughter by Negligence					
<b>2. Forcible Rape Total</b>					
a. Rape by Force					
b. Attempts to commit Forcible Rape					
<b>3. Robbery Total</b>					
a. Firearm					
b. Knife or Cutting Instrument					
c. Other Dangerous Weapon					
d. Strong-Arm (Hands, Fists, Feet, Etc.)					
<b>4. Aggravated Assault Total</b>					
a. Firearm					
b. Knife or Cutting Instrument					
c. Other Dangerous Weapon					
d. Hands, Fists, Feet, Etc. - Aggravated injury					
<b>5. Burglary Total</b>					
a. Forcible Entry					
b. Unlawful Entry - No Force					
c. Attempted Forcible Entry					
<b>6. Larceny - Theft Total</b>					
<b>7. Motor Vehicle Theft Total</b>					
a. Autos					
b. Trucks and Buses					
c. Other Vehicles					
<b>Subtotal Part I Offenses</b>					
4e. Other Assaults - Simple, Not Aggravated					
<b>Grand Total (incl. Simple Assault)</b>					
8. Arson					
9. Human Trafficking - Commercial Sex Act					
10. Human Trafficking - Involuntary Servitude					

**Moorcroft PD - 2018**

Data Source: UCR Summary

CLASSIFICATION OFFENSES	2 OFFENSES REPORTED OR UNKNOWN	3 UNFOUNDED *	4 NUMBER OF ACTUAL OFFENSES	5 TOTAL OFFENSES CLEARED (includes col.6)	6 NUMBER OF CLEARANCES UNDER 18
<b>1. Criminal Homicide</b>					
a. Murder and Nonnegligent Homicide					
b. Manslaughter by Negligence					
<b>2. Forcible Rape Total</b>					
a. Rape by Force					
b. Attempts to commit Forcible Rape					
<b>3. Robbery Total</b>					
a. Firearm					
b. Knife or Cutting Instrument					
c. Other Dangerous Weapon					
d. Strong-Arm (Hands, Fists, Feet, Etc.)					
<b>4. Aggravated Assault Total</b>	1		1	1	
a. Firearm					
b. Knife or Cutting Instrument					
c. Other Dangerous Weapon					
d. Hands, Fists, Feet, Etc. - Aggravated injury	1		1	1	
<b>5. Burglary Total</b>	3	3			
a. Forcible Entry	1	1			
b. Unlawful Entry - No Force	1	1			
c. Attempted Forcible Entry	1	1			
<b>6. Larceny - Theft Total</b>	13	4	9	2	1
<b>7. Motor Vehicle Theft Total</b>					
a. Autos					
b. Trucks and Buses					
c. Other Vehicles					
<b>Subtotal Part I Offenses</b>	17	7	10	3	1
4e. Other Assaults - Simple, Not Aggravated	4	1	3	3	1
<b>Grand Total (incl. Simple Assault)</b>	21	8	13	6	2
8. Arson					
9. Human Trafficking - Commercial Sex Act					
10. Human Trafficking - Involuntary Servitude					

FREMONT COUNTY TOTALS

Fremont CO SO - 2018

Data Source: UCR Summary

CLASSIFICATION OFFENSES	2 OFFENSES REPORTED OR UNKNOWN	3 UNFOUNDED *	4 NUMBER OF ACTUAL OFFENSES	5 TOTAL OFFENSES CLEARED (includes col.6)	6 NUMBER OF CLEARANCES UNDER 18
<b>1. Criminal Homicide</b>					
a. Murder and Nonnegligent Homicide					
b. Manslaughter by Negligence					
<b>2. Forcible Rape Total</b>	1		1		
a. Rape by Force	1		1		
b. Attempts to commit Forcible Rape					
<b>3. Robbery Total</b>					
a. Firearm					
b. Knife or Cutting Instrument					
c. Other Dangerous Weapon					
d. Strong-Arm (Hands, Fists, Feet, Etc.)					
<b>4. Aggravated Assault Total</b>	23		23	18	
a. Firearm	1		1	1	
b. Knife or Cutting Instrument	1		1	1	
c. Other Dangerous Weapon	11		11	7	
d. Hands, Fists, Feet, Etc. - Aggravated injury	10		10	9	
<b>5. Burglary Total</b>	16		16	5	1
a. Forcible Entry	4		4		
b. Unlawful Entry - No Force	8		8	4	1
c. Attempted Forcible Entry	4		4	1	
<b>6. Larceny - Theft Total</b>	227	2	225	160	6
<b>7. Motor Vehicle Theft Total</b>	14	1	13	6	1
a. Autos	11		11	5	1
b. Trucks and Buses	1	1			
c. Other Vehicles	2		2	1	
<b>Subtotal Part I Offenses</b>	281	3	278	189	8
4e. Other Assaults - Simple, Not Aggravated	123		123	110	18
<b>Grand Total (incl. Simple Assault)</b>	404	3	401	299	26
8. Arson	1		1	1	
9. Human Trafficking - Commercial Sex Act					
10. Human Trafficking - Involuntary Servitude					

**Lander PD - 2018**

Data Source: UCR Summary

CLASSIFICATION OFFENSES	2 OFFENSES REPORTED OR UNKNOWN	3 UNFOUNDED *	4 NUMBER OF ACTUAL OFFENSES	5 TOTAL OFFENSES CLEARED (includes col.6)	6 NUMBER OF CLEARANCES UNDER 18
<b>1. Criminal Homicide</b>					
a. Murder and Nonnegligent Homicide					
b. Manslaughter by Negligence					
<b>2. Forcible Rape Total</b>					
a. Rape by Force					
b. Attempts to commit Forcible Rape					
<b>3. Robbery Total</b>					
a. Firearm					
b. Knife or Cutting Instrument					
c. Other Dangerous Weapon					
d. Strong-Arm (Hands, Fists, Feet, Etc.)					
<b>4. Aggravated Assault Total</b>					
a. Firearm					
b. Knife or Cutting Instrument					
c. Other Dangerous Weapon					
d. Hands, Fists, Feet, Etc. - Aggravated injury					
<b>5. Burglary Total</b>	12		12		
a. Forcible Entry	9		9		
b. Unlawful Entry - No Force	3		3		
c. Attempted Forcible Entry					
<b>6. Larceny - Theft Total</b>	244	10	234	96	15
<b>7. Motor Vehicle Theft Total</b>	12	1	11	2	1
a. Autos	7	1	6	2	1
b. Trucks and Buses	2		2		
c. Other Vehicles	3		3		
<b>Subtotal Part I Offenses</b>	268	11	257	98	16
4e. Other Assaults - Simple, Not Aggravated	53		53	53	6
<b>Grand Total (incl. Simple Assault)</b>	321	11	310	151	22
8. Arson					
9. Human Trafficking - Commercial Sex Act					
10. Human Trafficking - Involuntary Servitude					

**Riverton PD - 2018**

Data Source: UCR Summary

CLASSIFICATION OFFENSES	2 OFFENSES REPORTED OR UNKNOWN	3 UNFOUNDED *	4 NUMBER OF ACTUAL OFFENSES	5 TOTAL OFFENSES CLEARED (includes col.6)	6 NUMBER OF CLEARANCES UNDER 18
<b>1. Criminal Homicide</b>	1		1	1	
a. Murder and Nonnegligent Homicide					
b. Manslaughter by Negligence	1		1	1	
<b>2. Forcible Rape Total</b>	5		5	1	
a. Rape by Force	5		5	1	
b. Attempts to commit Forcible Rape					
<b>3. Robbery Total</b>	7		7	5	
a. Firearm				1	
b. Knife or Cutting Instrument	1		1		
c. Other Dangerous Weapon	2		2	1	
d. Strong-Arm (Hands, Fists, Feet, Etc.)	4		4	3	
<b>4. Aggravated Assault Total</b>	14		14	9	
a. Firearm	2		2	1	
b. Knife or Cutting Instrument	6		6	3	
c. Other Dangerous Weapon	5		5	4	
d. Hands, Fists, Feet, Etc. - Aggravated injury	1		1	1	
<b>5. Burglary Total</b>	29		29	7	2
a. Forcible Entry	12		12	3	
b. Unlawful Entry - No Force	16		16	4	2
c. Attempted Forcible Entry	1		1		
<b>6. Larceny - Theft Total</b>	278		278	89	14
<b>7. Motor Vehicle Theft Total</b>	25		25	10	1
a. Autos	12		12	5	
b. Trucks and Buses	6		6	3	
c. Other Vehicles	7		7	2	1
<b>Subtotal Part I Offenses</b>	359		359	122	17
4e. Other Assaults - Simple, Not Aggravated	287		287	231	25
<b>Grand Total (incl. Simple Assault)</b>	646		646	353	42
8. Arson	1		1		
9. Human Trafficking - Commercial Sex Act					
10. Human Trafficking - Involuntary Servitude					



GOSHEN COUNTY TOTALS

---

**Goshen CO SO - 2018**

Data Source: UCR Summary

CLASSIFICATION OFFENSES	2 OFFENSES REPORTED OR UNKNOWN	3 UNFOUNDED *	4 NUMBER OF ACTUAL OFFENSES	5 TOTAL OFFENSES CLEARED (includes col.6)	6 NUMBER OF CLEARANCES UNDER 18
<b>1. Criminal Homicide</b>	1		1	1	
a. Murder and Nonnegligent Homicide	1		1	1	
b. Manslaughter by Negligence					
<b>2. Forcible Rape Total</b>	1		1		
a. Rape by Force	1		1		
b. Attempts to commit Forcible Rape					
<b>3. Robbery Total</b>					
a. Firearm					
b. Knife or Cutting Instrument					
c. Other Dangerous Weapon					
d. Strong-Arm (Hands, Fists, Feet, Etc.)					
<b>4. Aggravated Assault Total</b>	7		7	7	1
a. Firearm					
b. Knife or Cutting Instrument					
c. Other Dangerous Weapon					
d. Hands, Fists, Feet, Etc. - Aggravated injury	7		7	7	1
<b>5. Burglary Total</b>	21	1	20	3	
a. Forcible Entry	6		6		
b. Unlawful Entry - No Force	15	1	14	3	
c. Attempted Forcible Entry					
<b>6. Larceny - Theft Total</b>	21	1	20	2	
<b>7. Motor Vehicle Theft Total</b>	2		2		
a. Autos	2		2		
b. Trucks and Buses					
c. Other Vehicles					
<b>Subtotal Part I Offenses</b>	53	2	51	13	1
4e. Other Assaults - Simple, Not Aggravated	14		14	11	1
<b>Grand Total (incl. Simple Assault)</b>	67	2	65	24	2
8. Arson					
9. Human Trafficking - Commercial Sex Act					
10. Human Trafficking - Involuntary Servitude					

**Torrington PD - 2018**

Data Source: UCR Summary

CLASSIFICATION OFFENSES	2 OFFENSES REPORTED OR UNKNOWN	3 UNFOUNDED *	4 NUMBER OF ACTUAL OFFENSES	5 TOTAL OFFENSES CLEARED (includes col.6)	6 NUMBER OF CLEARANCES UNDER 18
<b>1. Criminal Homicide</b>					
a. Murder and Nonnegligent Homicide					
b. Manslaughter by Negligence					
<b>2. Forcible Rape Total</b>	3	3			
a. Rape by Force	3	3			
b. Attempts to commit Forcible Rape					
<b>3. Robbery Total</b>					
a. Firearm					
b. Knife or Cutting Instrument					
c. Other Dangerous Weapon					
d. Strong-Arm (Hands, Fists, Feet, Etc.)					
<b>4. Aggravated Assault Total</b>	35		35	30	5
a. Firearm	3		3	3	
b. Knife or Cutting Instrument	3		3	2	
c. Other Dangerous Weapon	4		4	2	
d. Hands, Fists, Feet, Etc. - Aggravated injury	25		25	23	5
<b>5. Burglary Total</b>	12		12	8	1
a. Forcible Entry	7		7	6	
b. Unlawful Entry - No Force	5		5	2	1
c. Attempted Forcible Entry					
<b>6. Larceny - Theft Total</b>	59	2	57	31	3
<b>7. Motor Vehicle Theft Total</b>	4		4	3	
a. Autos	4		4	3	
b. Trucks and Buses					
c. Other Vehicles					
<b>Subtotal Part I Offenses</b>	113	5	108	72	9
4e. Other Assaults - Simple, Not Aggravated	38	2	36	28	7
<b>Grand Total (incl. Simple Assault)</b>	151	7	144	100	16
8. Arson					
9. Human Trafficking - Commercial Sex Act					
10. Human Trafficking - Involuntary Servitude					

## HOT SPRINGS COUNTY TOTALS

### Hot Springs Sheriff - 2018

Data Source: UCR Summary

CLASSIFICATION OFFENSES	2 OFFENSES REPORTED OR UNKNOWN	3 UNFOUNDED *	4 NUMBER OF ACTUAL OFFENSES	5 TOTAL OFFENSES CLEARED (includes col.6)	6 NUMBER OF CLEARANCES UNDER 18
<b>1. Criminal Homicide</b>					
a. Murder and Nonnegligent Homicide					
b. Manslaughter by Negligence					
<b>2. Forcible Rape Total</b>					
a. Rape by Force					
b. Attempts to commit Forcible Rape					
<b>3. Robbery Total</b>					
a. Firearm					
b. Knife or Cutting Instrument					
c. Other Dangerous Weapon					
d. Strong-Arm (Hands, Fists, Feet, Etc.)					
<b>4. Aggravated Assault Total</b>	1		1	1	
a. Firearm					
b. Knife or Cutting Instrument	1		1	1	
c. Other Dangerous Weapon					
d. Hands, Fists, Feet, Etc. - Aggravated injury					
<b>5. Burglary Total</b>	1		1	1	
a. Forcible Entry	1		1	1	
b. Unlawful Entry - No Force					
c. Attempted Forcible Entry					
<b>6. Larceny - Theft Total</b>	16	1	15	16	
<b>7. Motor Vehicle Theft Total</b>	2		2	2	
a. Autos	2		2	2	
b. Trucks and Buses					
c. Other Vehicles					
<b>Subtotal Part I Offenses</b>	20	1	19	20	
4e. Other Assaults - Simple, Not Aggravated	7		7	7	2
<b>Grand Total (incl. Simple Assault)</b>	27	1	26	27	2
8. Arson					
9. Human Trafficking - Commercial Sex Act					
10. Human Trafficking - Involuntary Servitude					

**Thermopolis PD - 2018**

Data Source: UCR Summary

CLASSIFICATION OFFENSES	2 OFFENSES REPORTED OR UNKNOWN	3 UNFOUNDED *	4 NUMBER OF ACTUAL OFFENSES	5 TOTAL OFFENSES CLEARED (includes col.6)	6 NUMBER OF CLEARANCES UNDER 18
<b>1. Criminal Homicide</b>					
a. Murder and Nonnegligent Homicide					
b. Manslaughter by Negligence					
<b>2. Forcible Rape Total</b>					
a. Rape by Force					
b. Attempts to commit Forcible Rape					
<b>3. Robbery Total</b>					
a. Firearm					
b. Knife or Cutting Instrument					
c. Other Dangerous Weapon					
d. Strong-Arm (Hands, Fists, Feet, Etc.)					
<b>4. Aggravated Assault Total</b>	13		13	13	
a. Firearm	2		2	1	
b. Knife or Cutting Instrument	1		1	1	
c. Other Dangerous Weapon					
d. Hands, Fists, Feet, Etc. - Aggravated injury	10		10	11	
<b>5. Burglary Total</b>	10		10	2	1
a. Forcible Entry	4		4		
b. Unlawful Entry - No Force	5		5	2	1
c. Attempted Forcible Entry	1		1		
<b>6. Larceny - Theft Total</b>	50	2	48	7	1
<b>7. Motor Vehicle Theft Total</b>	6		6	6	2
a. Autos	6		6	6	2
b. Trucks and Buses					
c. Other Vehicles					
<b>Subtotal Part I Offenses</b>	79	2	77	28	4
4e. Other Assaults - Simple, Not Aggravated	13		13	9	1
<b>Grand Total (incl. Simple Assault)</b>	92	2	90	37	5
8. Arson					
9. Human Trafficking - Commercial Sex Act					
10. Human Trafficking - Involuntary Servitude					

## JOHNSON COUNTY TOTALS

### Johnson CO SO - 2018

Data Source: UCR Summary

CLASSIFICATION OFFENSES	2 OFFENSES REPORTED OR UNKNOWN	3 UNFOUNDED *	4 NUMBER OF ACTUAL OFFENSES	5 TOTAL OFFENSES CLEARED (includes col.6)	6 NUMBER OF CLEARANCES UNDER 18
<b>1. Criminal Homicide</b>					
a. Murder and Nonnegligent Homicide					
b. Manslaughter by Negligence					
<b>2. Forcible Rape Total</b>	1		1		
a. Rape by Force	1		1		
b. Attempts to commit Forcible Rape					
<b>3. Robbery Total</b>					
a. Firearm					
b. Knife or Cutting Instrument					
c. Other Dangerous Weapon					
d. Strong-Arm (Hands, Fists, Feet, Etc.)					
<b>4. Aggravated Assault Total</b>	4	1	3	1	
a. Firearm	1		1	1	
b. Knife or Cutting Instrument					
c. Other Dangerous Weapon	1		1		
d. Hands, Fists, Feet, Etc. - Aggravated injury	2	1	1		
<b>5. Burglary Total</b>	8		8	1	
a. Forcible Entry	1		1	1	
b. Unlawful Entry - No Force	6		6		
c. Attempted Forcible Entry	1		1		
<b>6. Larceny - Theft Total</b>	34	3	31	7	2
<b>7. Motor Vehicle Theft Total</b>	4	2	2		
a. Autos	3	2	1		
b. Trucks and Buses					
c. Other Vehicles	1		1		
<b>Subtotal Part I Offenses</b>	51	6	45	9	2
4e. Other Assaults - Simple, Not Aggravated	9		9	7	
<b>Grand Total (incl. Simple Assault)</b>	60	6	54	16	2
8. Arson					
9. Human Trafficking - Commercial Sex Act					
10. Human Trafficking - Involuntary Servitude					

**Buffalo PD - 2018**

Data Source: UCR Summary

CLASSIFICATION OFFENSES	2 OFFENSES REPORTED OR UNKNOWN	3 UNFOUNDED *	4 NUMBER OF ACTUAL OFFENSES	5 TOTAL OFFENSES CLEARED (includes col.6)	6 NUMBER OF CLEARANCES UNDER 18
<b>1. Criminal Homicide</b>					
a. Murder and Nonnegligent Homicide					
b. Manslaughter by Negligence					
<b>2. Forcible Rape Total</b>	2		2		
a. Rape by Force	2		2		
b. Attempts to commit Forcible Rape					
<b>3. Robbery Total</b>					
a. Firearm					
b. Knife or Cutting Instrument					
c. Other Dangerous Weapon					
d. Strong-Arm (Hands, Fists, Feet, Etc.)					
<b>4. Aggravated Assault Total</b>	9	1	8	7	
a. Firearm					
b. Knife or Cutting Instrument	3	1	2	2	
c. Other Dangerous Weapon	1		1	1	
d. Hands, Fists, Feet, Etc. - Aggravated injury	5		5	4	
<b>5. Burglary Total</b>	9	1	8	1	
a. Forcible Entry	3		3		
b. Unlawful Entry - No Force	5	1	4	1	
c. Attempted Forcible Entry	1		1		
<b>6. Larceny - Theft Total</b>	60	8	52	10	
<b>7. Motor Vehicle Theft Total</b>	5		5	1	
a. Autos	4		4	1	
b. Trucks and Buses	1		1		
c. Other Vehicles					
<b>Subtotal Part I Offenses</b>	85	10	75	19	
4e. Other Assaults - Simple, Not Aggravated	22	2	20	16	4
<b>Grand Total (incl. Simple Assault)</b>	107	12	95	35	4
8. Arson					
9. Human Trafficking - Commercial Sex Act					
10. Human Trafficking - Involuntary Servitude					

## LARAMIE COUNTY TOTALS

### Laramie CO SO - 2018

Data Source: UCR Summary

CLASSIFICATION OFFENSES	2 OFFENSES REPORTED OR UNKNOWN	3 UNFOUNDED *	4 NUMBER OF ACTUAL OFFENSES	5 TOTAL OFFENSES CLEARED (includes col.6)	6 NUMBER OF CLEARANCES UNDER 18
<b>1. Criminal Homicide</b>					
a. Murder and Nonnegligent Homicide					
b. Manslaughter by Negligence					
<b>2. Forcible Rape Total</b>	1		1		
a. Rape by Force	1		1		
b. Attempts to commit Forcible Rape					
<b>3. Robbery Total</b>	1		1		
a. Firearm					
b. Knife or Cutting Instrument					
c. Other Dangerous Weapon	1		1		
d. Strong-Arm (Hands, Fists, Feet, Etc.)					
<b>4. Aggravated Assault Total</b>	5		5	5	
a. Firearm	3		3	3	
b. Knife or Cutting Instrument				1	
c. Other Dangerous Weapon	1		1		
d. Hands, Fists, Feet, Etc. - Aggravated injury	1		1	1	
<b>5. Burglary Total</b>	18		18		
a. Forcible Entry	11		11		
b. Unlawful Entry - No Force	6		6		
c. Attempted Forcible Entry	1		1		
<b>6. Larceny - Theft Total</b>	68		68	5	
<b>7. Motor Vehicle Theft Total</b>	7		7	1	1
a. Autos	7		7	1	1
b. Trucks and Buses					
c. Other Vehicles					
<b>Subtotal Part I Offenses</b>	100		100	11	1
4e. Other Assaults - Simple, Not Aggravated	57	2	55	25	1
<b>Grand Total (incl. Simple Assault)</b>	157	2	155	36	2
8. Arson					
9. Human Trafficking - Commercial Sex Act					
10. Human Trafficking - Involuntary Servitude					

## Cheyenne PD - 2018

Data Source: UCR Summary

CLASSIFICATION OFFENSES	2 OFFENSES REPORTED OR UNKNOWN	3 UNFOUNDED *	4 NUMBER OF ACTUAL OFFENSES	5 TOTAL OFFENSES CLEARED (includes col.6)	6 NUMBER OF CLEARANCES UNDER 18
<b>1. Criminal Homicide</b>	2		2	2	
a. Murder and Nonnegligent Homicide	2		2	2	
b. Manslaughter by Negligence					
<b>2. Forcible Rape Total</b>	33	3	30	1	
a. Rape by Force	31	2	29	1	
b. Attempts to commit Forcible Rape	2	1	1		
<b>3. Robbery Total</b>	23		23	8	1
a. Firearm	9		9	4	
b. Knife or Cutting Instrument					
c. Other Dangerous Weapon	4		4	1	1
d. Strong-Arm (Hands, Fists, Feet, Etc.)	10		10	3	
<b>4. Aggravated Assault Total</b>	153	1	152	66	5
a. Firearm	27		27	9	2
b. Knife or Cutting Instrument	40		40	21	
c. Other Dangerous Weapon	34	1	33	15	2
d. Hands, Fists, Feet, Etc. - Aggravated injury	52		52	21	1
<b>5. Burglary Total</b>	281	1	280	38	
a. Forcible Entry	127		127	20	
b. Unlawful Entry - No Force	145	1	144	16	
c. Attempted Forcible Entry	9		9	2	
<b>6. Larceny - Theft Total</b>	2,065	2	2,063	52	
<b>7. Motor Vehicle Theft Total</b>	217	1	216	12	1
a. Autos	168	1	167	10	1
b. Trucks and Buses	8		8	1	
c. Other Vehicles	41		41	1	
<b>Subtotal Part I Offenses</b>	2,774	8	2,766	179	7
4e. Other Assaults - Simple, Not Aggravated	724	6	718	208	8
<b>Grand Total (incl. Simple Assault)</b>	3,498	14	3,484	387	15
8. Arson	10		10	2	
9. Human Trafficking - Commercial Sex Act					
10. Human Trafficking - Involuntary Servitude					



**Pine Bluffs PD - 2018**

Data Source: UCR Summary

CLASSIFICATION OFFENSES	2 OFFENSES REPORTED OR UNKNOWN	3 UNFOUNDED *	4 NUMBER OF ACTUAL OFFENSES	5 TOTAL OFFENSES CLEARED (includes col.6)	6 NUMBER OF CLEARANCES UNDER 18
<b>1. Criminal Homicide</b>					
a. Murder and Nonnegligent Homicide					
b. Manslaughter by Negligence					
<b>2. Forcible Rape Total</b>					
a. Rape by Force					
b. Attempts to commit Forcible Rape					
<b>3. Robbery Total</b>					
a. Firearm					
b. Knife or Cutting Instrument					
c. Other Dangerous Weapon					
d. Strong-Arm (Hands, Fists, Feet, Etc.)					
<b>4. Aggravated Assault Total</b>	1		1	1	
a. Firearm	1		1		
b. Knife or Cutting Instrument					
c. Other Dangerous Weapon					
d. Hands, Fists, Feet, Etc. - Aggravated injury				1	
<b>5. Burglary Total</b>	5		5		
a. Forcible Entry	1		1		
b. Unlawful Entry - No Force	1		1		
c. Attempted Forcible Entry	3		3		
<b>6. Larceny - Theft Total</b>	11		11		
<b>7. Motor Vehicle Theft Total</b>	1		1		
a. Autos	1		1		
b. Trucks and Buses					
c. Other Vehicles					
<b>Subtotal Part I Offenses</b>	18		18	1	
4e. Other Assaults - Simple, Not Aggravated	1		1		
<b>Grand Total (incl. Simple Assault)</b>	19		19	1	
8. Arson					
9. Human Trafficking - Commercial Sex Act					
10. Human Trafficking - Involuntary Servitude					

## LINCOLN COUNTY TOTALS

### Lincoln CO SO - 2018

Data Source: UCR Summary

CLASSIFICATION OFFENSES	2 OFFENSES REPORTED OR UNKNOWN	3 UNFOUNDED *	4 NUMBER OF ACTUAL OFFENSES	5 TOTAL OFFENSES CLEARED (includes col.6)	6 NUMBER OF CLEARANCES UNDER 18
<b>1. Criminal Homicide</b>					
a. Murder and Nonnegligent Homicide					
b. Manslaughter by Negligence					
<b>2. Forcible Rape Total</b>	5		5		
a. Rape by Force	4		4		
b. Attempts to commit Forcible Rape	1		1		
<b>3. Robbery Total</b>					
a. Firearm					
b. Knife or Cutting Instrument					
c. Other Dangerous Weapon					
d. Strong-Arm (Hands, Fists, Feet, Etc.)					
<b>4. Aggravated Assault Total</b>	8		8	1	
a. Firearm	2		2		
b. Knife or Cutting Instrument	2		2		
c. Other Dangerous Weapon	1		1		
d. Hands, Fists, Feet, Etc. - Aggravated injury	3		3	1	
<b>5. Burglary Total</b>	12		12	1	
a. Forcible Entry	8		8		
b. Unlawful Entry - No Force	4		4	1	
c. Attempted Forcible Entry					
<b>6. Larceny - Theft Total</b>	53		53	3	
<b>7. Motor Vehicle Theft Total</b>	8		8	1	
a. Autos	5		5		
b. Trucks and Buses	1		1		
c. Other Vehicles	2		2	1	
<b>Subtotal Part I Offenses</b>	86		86	6	
4e. Other Assaults - Simple, Not Aggravated	33		33	3	
<b>Grand Total (incl. Simple Assault)</b>	119		119	9	
8. Arson					
9. Human Trafficking - Commercial Sex Act					
10. Human Trafficking - Involuntary Servitude					

**Afton PD - 2018**

Data Source: UCR Summary

CLASSIFICATION OFFENSES	2 OFFENSES REPORTED OR UNKNOWN	3 UNFOUNDED *	4 NUMBER OF ACTUAL OFFENSES	5 TOTAL OFFENSES CLEARED (includes col.6)	6 NUMBER OF CLEARANCES UNDER 18
<b>1. Criminal Homicide</b>					
a. Murder and Nonnegligent Homicide					
b. Manslaughter by Negligence					
<b>2. Forcible Rape Total</b>					
a. Rape by Force					
b. Attempts to commit Forcible Rape					
<b>3. Robbery Total</b>					
a. Firearm					
b. Knife or Cutting Instrument					
c. Other Dangerous Weapon					
d. Strong-Arm (Hands, Fists, Feet, Etc.)					
<b>4. Aggravated Assault Total</b>					
a. Firearm					
b. Knife or Cutting Instrument					
c. Other Dangerous Weapon					
d. Hands, Fists, Feet, Etc. - Aggravated injury					
<b>5. Burglary Total</b>	2		2	1	
a. Forcible Entry					
b. Unlawful Entry - No Force	2		2	1	
c. Attempted Forcible Entry					
<b>6. Larceny - Theft Total</b>	26		26	12	
<b>7. Motor Vehicle Theft Total</b>					
a. Autos					
b. Trucks and Buses					
c. Other Vehicles					
<b>Subtotal Part I Offenses</b>	28		28	13	
4e. Other Assaults - Simple, Not Aggravated	10		10	10	
<b>Grand Total (incl. Simple Assault)</b>	38		38	23	
8. Arson					
9. Human Trafficking - Commercial Sex Act					
10. Human Trafficking - Involuntary Servitude					

**Kemmerer PD - 2018**

Data Source: UCR Summary

CLASSIFICATION OFFENSES	2 OFFENSES REPORTED OR UNKNOWN	3 UNFOUNDED *	4 NUMBER OF ACTUAL OFFENSES	5 TOTAL OFFENSES CLEARED (includes col.6)	6 NUMBER OF CLEARANCES UNDER 18
<b>1. Criminal Homicide</b>					
a. Murder and Nonnegligent Homicide					
b. Manslaughter by Negligence					
<b>2. Forcible Rape Total</b>					
a. Rape by Force					
b. Attempts to commit Forcible Rape					
<b>3. Robbery Total</b>					
a. Firearm					
b. Knife or Cutting Instrument					
c. Other Dangerous Weapon					
d. Strong-Arm (Hands, Fists, Feet, Etc.)					
<b>4. Aggravated Assault Total</b>	2		2		
a. Firearm					
b. Knife or Cutting Instrument					
c. Other Dangerous Weapon	1		1		
d. Hands, Fists, Feet, Etc. - Aggravated injury	1		1		
<b>5. Burglary Total</b>	1		1	1	
a. Forcible Entry					
b. Unlawful Entry - No Force	1		1	1	
c. Attempted Forcible Entry					
<b>6. Larceny - Theft Total</b>	15		15	5	
<b>7. Motor Vehicle Theft Total</b>	3	2	1		
a. Autos	2	1	1		
b. Trucks and Buses	1	1			
c. Other Vehicles					
<b>Subtotal Part I Offenses</b>	21	2	19	6	
4e. Other Assaults - Simple, Not Aggravated	2		2	1	
<b>Grand Total (incl. Simple Assault)</b>	23	2	21	7	
8. Arson					
9. Human Trafficking - Commercial Sex Act					
10. Human Trafficking - Involuntary Servitude					

**Diamondville PD - 2018**

Data Source: UCR Summary

CLASSIFICATION OFFENSES	2 OFFENSES REPORTED OR UNKNOWN	3 UNFOUNDED *	4 NUMBER OF ACTUAL OFFENSES	5 TOTAL OFFENSES CLEARED (includes col.6)	6 NUMBER OF CLEARANCES UNDER 18
<b>1. Criminal Homicide</b>					
a. Murder and Nonnegligent Homicide					
b. Manslaughter by Negligence					
<b>2. Forcible Rape Total</b>					
a. Rape by Force					
b. Attempts to commit Forcible Rape					
<b>3. Robbery Total</b>					
a. Firearm					
b. Knife or Cutting Instrument					
c. Other Dangerous Weapon					
d. Strong-Arm (Hands, Fists, Feet, Etc.)					
<b>4. Aggravated Assault Total</b>					
a. Firearm					
b. Knife or Cutting Instrument					
c. Other Dangerous Weapon					
d. Hands, Fists, Feet, Etc. - Aggravated injury					
<b>5. Burglary Total</b>					
a. Forcible Entry					
b. Unlawful Entry - No Force					
c. Attempted Forcible Entry					
<b>6. Larceny - Theft Total</b>					
<b>7. Motor Vehicle Theft Total</b>					
a. Autos					
b. Trucks and Buses					
c. Other Vehicles					
<b>Subtotal Part I Offenses</b>					
4e. Other Assaults - Simple, Not Aggravated					
<b>Grand Total (incl. Simple Assault)</b>					
8. Arson					
9. Human Trafficking - Commercial Sex Act					
10. Human Trafficking - Involuntary Servitude					

## NATRONA COUNTY TOTALS

### Natrona CO SO - 2018

Data Source: UCR Summary

CLASSIFICATION OFFENSES	2 OFFENSES REPORTED OR UNKNOWN	3 UNFOUNDED *	4 NUMBER OF ACTUAL OFFENSES	5 TOTAL OFFENSES CLEARED (includes col.6)	6 NUMBER OF CLEARANCES UNDER 18
<b>1. Criminal Homicide</b>					
a. Murder and Nonnegligent Homicide					
b. Manslaughter by Negligence					
<b>2. Forcible Rape Total</b>	12	1	11	6	
a. Rape by Force	9	1	8	6	
b. Attempts to commit Forcible Rape	3		3		
<b>3. Robbery Total</b>					
a. Firearm					
b. Knife or Cutting Instrument					
c. Other Dangerous Weapon					
d. Strong-Arm (Hands, Fists, Feet, Etc.)					
<b>4. Aggravated Assault Total</b>	37	8	29	13	
a. Firearm	10	4	6	1	
b. Knife or Cutting Instrument	4	2	2		
c. Other Dangerous Weapon	18	2	16	8	
d. Hands, Fists, Feet, Etc. - Aggravated injury	5		5	4	
<b>5. Burglary Total</b>	68	4	64	7	
a. Forcible Entry	45	2	43	3	
b. Unlawful Entry - No Force	22	2	20	4	
c. Attempted Forcible Entry	1		1		
<b>6. Larceny - Theft Total</b>	139	6	133	11	
<b>7. Motor Vehicle Theft Total</b>	34	1	33	5	2
a. Autos	16		16	2	
b. Trucks and Buses	12	1	11	3	2
c. Other Vehicles	6		6		
<b>Subtotal Part I Offenses</b>	290	20	270	42	2
4e. Other Assaults - Simple, Not Aggravated	175	108	67	24	2
<b>Grand Total (incl. Simple Assault)</b>	465	128	337	66	4
8. Arson	1		1		
9. Human Trafficking - Commercial Sex Act					
10. Human Trafficking - Involuntary Servitude					

Casper PD - 2018

Data Source: UCR Summary

CLASSIFICATION OFFENSES	2 OFFENSES REPORTED OR UNKNOWN	3 UNFOUNDED *	4 NUMBER OF ACTUAL OFFENSES	5 TOTAL OFFENSES CLEARED (includes col.6)	6 NUMBER OF CLEARANCES UNDER 18
<b>1. Criminal Homicide</b>	4	2	2	1	
a. Murder and Nonnegligent Homicide	4	2	2	1	
b. Manslaughter by Negligence					
<b>2. Forcible Rape Total</b>	69	9	60	23	5
a. Rape by Force	66	8	58	23	5
b. Attempts to commit Forcible Rape	3	1	2		
<b>3. Robbery Total</b>	4		4	5	1
a. Firearm	2		2	2	
b. Knife or Cutting Instrument				1	
c. Other Dangerous Weapon					
d. Strong-Arm (Hands, Fists, Feet, Etc.)	2		2	2	1
<b>4. Aggravated Assault Total</b>	51		51	34	1
a. Firearm	7		7	6	
b. Knife or Cutting Instrument	10		10	5	
c. Other Dangerous Weapon	8		8	7	1
d. Hands, Fists, Feet, Etc. - Aggravated injury	26		26	16	
<b>5. Burglary Total</b>	346	19	327	42	6
a. Forcible Entry	139	4	135	16	2
b. Unlawful Entry - No Force	202	15	187	26	4
c. Attempted Forcible Entry	5		5		
<b>6. Larceny - Theft Total</b>	1,178	13	1,165	284	47
<b>7. Motor Vehicle Theft Total</b>	142	4	138	35	5
a. Autos	115	4	111	33	5
b. Trucks and Buses	2		2		
c. Other Vehicles	25		25	2	
<b>Subtotal Part I Offenses</b>	1,794	47	1,747	424	65
4e. Other Assaults - Simple, Not Aggravated	697	29	668	356	83
<b>Grand Total (incl. Simple Assault)</b>	2,491	76	2,415	780	148
8. Arson	5		5	2	1
9. Human Trafficking - Commercial Sex Act					
10. Human Trafficking - Involuntary Servitude					

**Mills PD - 2018**

Data Source: UCR Summary

CLASSIFICATION OFFENSES	2 OFFENSES REPORTED OR UNKNOWN	3 UNFOUNDED *	4 NUMBER OF ACTUAL OFFENSES	5 TOTAL OFFENSES CLEARED (includes col.6)	6 NUMBER OF CLEARANCES UNDER 18
<b>1. Criminal Homicide</b>	1		1	1	
a. Murder and Nonnegligent Homicide	1		1	1	
b. Manslaughter by Negligence					
<b>2. Forcible Rape Total</b>					
a. Rape by Force					
b. Attempts to commit Forcible Rape					
<b>3. Robbery Total</b>					
a. Firearm					
b. Knife or Cutting Instrument					
c. Other Dangerous Weapon					
d. Strong-Arm (Hands, Fists, Feet, Etc.)					
<b>4. Aggravated Assault Total</b>	1		1	1	
a. Firearm					
b. Knife or Cutting Instrument					
c. Other Dangerous Weapon					
d. Hands, Fists, Feet, Etc. - Aggravated injury	1		1	1	
<b>5. Burglary Total</b>	52	24	28	1	
a. Forcible Entry					
b. Unlawful Entry - No Force	38	14	24	1	
c. Attempted Forcible Entry	14	10	4		
<b>6. Larceny - Theft Total</b>	50		50	1	
<b>7. Motor Vehicle Theft Total</b>	12	1	11	2	
a. Autos	4		4	1	
b. Trucks and Buses	3	1	2		
c. Other Vehicles	5		5	1	
<b>Subtotal Part I Offenses</b>	116	25	91	6	
4e. Other Assaults - Simple, Not Aggravated	38	19	19	19	1
<b>Grand Total (incl. Simple Assault)</b>	154	44	110	25	1
8. Arson					
9. Human Trafficking - Commercial Sex Act					
10. Human Trafficking - Involuntary Servitude					



Evansville PD - 2018

Data Source: UCR Summary

CLASSIFICATION OFFENSES	2 OFFENSES REPORTED OR UNKNOWN	3 UNFOUNDED *	4 NUMBER OF ACTUAL OFFENSES	5 TOTAL OFFENSES CLEARED (includes col.6)	6 NUMBER OF CLEARANCES UNDER 18
<b>1. Criminal Homicide</b>					
a. Murder and Nonnegligent Homicide					
b. Manslaughter by Negligence					
<b>2. Forcible Rape Total</b>	1		1		
a. Rape by Force	1		1		
b. Attempts to commit Forcible Rape					
<b>3. Robbery Total</b>					
a. Firearm					
b. Knife or Cutting Instrument					
c. Other Dangerous Weapon					
d. Strong-Arm (Hands, Fists, Feet, Etc.)					
<b>4. Aggravated Assault Total</b>	16		16	7	
a. Firearm	1		1		
b. Knife or Cutting Instrument	1		1		
c. Other Dangerous Weapon	5		5	1	
d. Hands, Fists, Feet, Etc. - Aggravated injury	9		9	6	
<b>5. Burglary Total</b>	9	1	8		
a. Forcible Entry	3		3		
b. Unlawful Entry - No Force	4	1	3		
c. Attempted Forcible Entry	2		2		
<b>6. Larceny - Theft Total</b>	42	1	41	5	
<b>7. Motor Vehicle Theft Total</b>	8		8	1	1
a. Autos	6		6	1	1
b. Trucks and Buses					
c. Other Vehicles	2		2		
<b>Subtotal Part I Offenses</b>	76	2	74	13	1
4e. Other Assaults - Simple, Not Aggravated	37		37	9	
<b>Grand Total (incl. Simple Assault)</b>	113	2	111	22	1
8. Arson					
9. Human Trafficking - Commercial Sex Act					
10. Human Trafficking - Involuntary Servitude					

NIOBRARA COUNTY TOTALS

**Niobrara CO SO - 2018**

Data Source: UCR Summary

CLASSIFICATION OFFENSES	2 OFFENSES REPORTED OR UNKNOWN	3 UNFOUNDED *	4 NUMBER OF ACTUAL OFFENSES	5 TOTAL OFFENSES CLEARED (includes col.6)	6 NUMBER OF CLEARANCES UNDER 18
<b>1. Criminal Homicide</b>					
a. Murder and Nonnegligent Homicide					
b. Manslaughter by Negligence					
<b>2. Forcible Rape Total</b>	1		1	1	
a. Rape by Force	1		1	1	
b. Attempts to commit Forcible Rape					
<b>3. Robbery Total</b>	1		1		
a. Firearm					
b. Knife or Cutting Instrument	1		1		
c. Other Dangerous Weapon					
d. Strong-Arm (Hands, Fists, Feet, Etc.)					
<b>4. Aggravated Assault Total</b>	4		4	4	
a. Firearm					
b. Knife or Cutting Instrument	1		1	1	
c. Other Dangerous Weapon					
d. Hands, Fists, Feet, Etc. - Aggravated injury	3		3	3	
<b>5. Burglary Total</b>	1		1		
a. Forcible Entry					
b. Unlawful Entry - No Force	1		1		
c. Attempted Forcible Entry					
<b>6. Larceny - Theft Total</b>	4		4		
<b>7. Motor Vehicle Theft Total</b>	1		1	1	
a. Autos					
b. Trucks and Buses					
c. Other Vehicles	1		1	1	
<b>Subtotal Part I Offenses</b>	12		12	6	
4e. Other Assaults - Simple, Not Aggravated	2		2	2	
<b>Grand Total (incl. Simple Assault)</b>	14		14	8	
8. Arson					
9. Human Trafficking - Commercial Sex Act					
10. Human Trafficking - Involuntary Servitude					

**Lusk PD - 2018**

Data Source: UCR Summary

CLASSIFICATION OFFENSES	2 OFFENSES REPORTED OR UNKNOWN	3 UNFOUNDED *	4 NUMBER OF ACTUAL OFFENSES	5 TOTAL OFFENSES CLEARED (includes col.6)	6 NUMBER OF CLEARANCES UNDER 18
<b>1. Criminal Homicide</b>					
a. Murder and Nonnegligent Homicide					
b. Manslaughter by Negligence					
<b>2. Forcible Rape Total</b>	1		1		
a. Rape by Force	1		1		
b. Attempts to commit Forcible Rape					
<b>3. Robbery Total</b>					
a. Firearm					
b. Knife or Cutting Instrument					
c. Other Dangerous Weapon					
d. Strong-Arm (Hands, Fists, Feet, Etc.)					
<b>4. Aggravated Assault Total</b>	10	1	9	9	
a. Firearm	1	1			
b. Knife or Cutting Instrument	2		2	2	
c. Other Dangerous Weapon					
d. Hands, Fists, Feet, Etc. - Aggravated injury	7		7	7	
<b>5. Burglary Total</b>	5	2	3	5	
a. Forcible Entry	5	2	3	5	
b. Unlawful Entry - No Force					
c. Attempted Forcible Entry					
<b>6. Larceny - Theft Total</b>	4		4	4	
<b>7. Motor Vehicle Theft Total</b>					
a. Autos					
b. Trucks and Buses					
c. Other Vehicles					
<b>Subtotal Part I Offenses</b>	20	3	17	18	
4e. Other Assaults - Simple, Not Aggravated	11		11	11	1
<b>Grand Total (incl. Simple Assault)</b>	31	3	28	29	1
8. Arson					
9. Human Trafficking - Commercial Sex Act					
10. Human Trafficking - Involuntary Servitude					

## PARK COUNTY TOTALS

### Park CO SO - 2018

Data Source: NIBRS converted to UCR Summary

CLASSIFICATION OFFENSES	2 OFFENSES REPORTED OR UNKNOWN	3 UNFOUNDED *	4 NUMBER OF ACTUAL OFFENSES	5 TOTAL OFFENSES CLEARED (includes col.6)	6 NUMBER OF CLEARANCES UNDER 18
<b>1. Criminal Homicide</b>	1		1	1	
a. Murder and Nonnegligent Homicide	1		1	1	
b. Manslaughter by Negligence					
<b>2. Forcible Rape Total</b>	2	2			
a. Rape by Force	2	2			
b. Attempts to commit Forcible Rape					
<b>3. Robbery Total</b>					
a. Firearm					
b. Knife or Cutting Instrument					
c. Other Dangerous Weapon					
d. Strong-Arm (Hands, Fists, Feet, Etc.)					
<b>4. Aggravated Assault Total</b>	7		7	2	
a. Firearm	1		1	1	
b. Knife or Cutting Instrument	1		1	1	
c. Other Dangerous Weapon	1		1		
d. Hands, Fists, Feet, Etc. - Aggravated injury	4		4		
<b>5. Burglary Total</b>	10		10		
a. Forcible Entry	2		2		
b. Unlawful Entry - No Force	8		8		
c. Attempted Forcible Entry					
<b>6. Larceny - Theft Total</b>	36	6	30	7	2
<b>7. Motor Vehicle Theft Total</b>	2		2		
a. Autos	2		2		
b. Trucks and Buses					
c. Other Vehicles					
<b>Subtotal Part I Offenses</b>	58	8	50	10	2
4e. Other Assaults - Simple, Not Aggravated	21	2	19	16	2
<b>Grand Total (incl. Simple Assault)</b>	79	10	69	26	4
8. Arson	1		1	1	
9. Human Trafficking - Commercial Sex Act					
10. Human Trafficking - Involuntary Servitude					

## Cody PD - 2018

Data Source: NIBRS converted to UCR Summary

CLASSIFICATION OFFENSES	2 OFFENSES REPORTED OR UNKNOWN	3 UNFOUNDED *	4 NUMBER OF ACTUAL OFFENSES	5 TOTAL OFFENSES CLEARED (includes col.6)	6 NUMBER OF CLEARANCES UNDER 18
<b>1. Criminal Homicide</b>					
a. Murder and Nonnegligent Homicide					
b. Manslaughter by Negligence					
<b>2. Forcible Rape Total</b>	4		4	1	
a. Rape by Force	4		4	1	
b. Attempts to commit Forcible Rape					
<b>3. Robbery Total</b>					
a. Firearm					
b. Knife or Cutting Instrument					
c. Other Dangerous Weapon					
d. Strong-Arm (Hands, Fists, Feet, Etc.)					
<b>4. Aggravated Assault Total</b>	19		19	15	2
a. Firearm					
b. Knife or Cutting Instrument					
c. Other Dangerous Weapon	2		2	2	1
d. Hands, Fists, Feet, Etc. - Aggravated injury	17		17	13	1
<b>5. Burglary Total</b>	15		15	3	1
a. Forcible Entry	4		4	1	
b. Unlawful Entry - No Force	11		11	2	1
c. Attempted Forcible Entry					
<b>6. Larceny - Theft Total</b>	125		125	45	1
<b>7. Motor Vehicle Theft Total</b>	6		6	1	
a. Autos	3		3	1	
b. Trucks and Buses	1		1		
c. Other Vehicles	2		2		
<b>Subtotal Part I Offenses</b>	169		169	65	4
4e. Other Assaults - Simple, Not Aggravated	34		34	24	7
<b>Grand Total (incl. Simple Assault)</b>	203		203	89	11
8. Arson					
9. Human Trafficking - Commercial Sex Act					
10. Human Trafficking - Involuntary Servitude					

**Powell PD - 2018**

Data Source: NIBRS converted to UCR Summary

CLASSIFICATION OFFENSES	2 OFFENSES REPORTED OR UNKNOWN	3 UNFOUNDED *	4 NUMBER OF ACTUAL OFFENSES	5 TOTAL OFFENSES CLEARED (includes col.6)	6 NUMBER OF CLEARANCES UNDER 18
<b>1. Criminal Homicide</b>					
a. Murder and Nonnegligent Homicide					
b. Manslaughter by Negligence					
<b>2. Forcible Rape Total</b>	11	1	10	2	2
a. Rape by Force	11	1	10	2	2
b. Attempts to commit Forcible Rape					
<b>3. Robbery Total</b>					
a. Firearm					
b. Knife or Cutting Instrument					
c. Other Dangerous Weapon					
d. Strong-Arm (Hands, Fists, Feet, Etc.)					
<b>4. Aggravated Assault Total</b>	7		7	3	
a. Firearm					
b. Knife or Cutting Instrument	4		4	2	
c. Other Dangerous Weapon	2		2		
d. Hands, Fists, Feet, Etc. - Aggravated injury	1		1	1	
<b>5. Burglary Total</b>	20		20	1	1
a. Forcible Entry	7		7		
b. Unlawful Entry - No Force	13		13	1	1
c. Attempted Forcible Entry					
<b>6. Larceny - Theft Total</b>	93	4	89	24	10
<b>7. Motor Vehicle Theft Total</b>	4		4		
a. Autos	4		4		
b. Trucks and Buses					
c. Other Vehicles					
<b>Subtotal Part I Offenses</b>	135	5	130	30	13
4e. Other Assaults - Simple, Not Aggravated	55	2	53	39	6
<b>Grand Total (incl. Simple Assault)</b>	190	7	183	69	19
8. Arson					
9. Human Trafficking - Commercial Sex Act					
10. Human Trafficking - Involuntary Servitude					

## PLATTE COUNTY TOTALS

### Platte CO SO - 2018

Data Source: UCR Summary

CLASSIFICATION OFFENSES	2 OFFENSES REPORTED OR UNKNOWN	3 UNFOUNDED *	4 NUMBER OF ACTUAL OFFENSES	5 TOTAL OFFENSES CLEARED (includes col.6)	6 NUMBER OF CLEARANCES UNDER 18
<b>1. Criminal Homicide</b>					
a. Murder and Nonnegligent Homicide					
b. Manslaughter by Negligence					
<b>2. Forcible Rape Total</b>	2		2	2	1
a. Rape by Force	2		2	2	1
b. Attempts to commit Forcible Rape					
<b>3. Robbery Total</b>					
a. Firearm					
b. Knife or Cutting Instrument					
c. Other Dangerous Weapon					
d. Strong-Arm (Hands, Fists, Feet, Etc.)					
<b>4. Aggravated Assault Total</b>	2		2	2	
a. Firearm	1		1	1	
b. Knife or Cutting Instrument					
c. Other Dangerous Weapon	1		1	1	
d. Hands, Fists, Feet, Etc. - Aggravated injury					
<b>5. Burglary Total</b>	5		5	2	
a. Forcible Entry	1		1	1	
b. Unlawful Entry - No Force	4		4	1	
c. Attempted Forcible Entry					
<b>6. Larceny - Theft Total</b>	31		31	18	1
<b>7. Motor Vehicle Theft Total</b>	7		7	6	
a. Autos	4		4	3	
b. Trucks and Buses	1		1	1	
c. Other Vehicles	2		2	2	
<b>Subtotal Part I Offenses</b>	47		47	30	2
4e. Other Assaults - Simple, Not Aggravated	29		29	25	20
<b>Grand Total (incl. Simple Assault)</b>	76		76	55	22
8. Arson					
9. Human Trafficking - Commercial Sex Act					
10. Human Trafficking - Involuntary Servitude					

**Wheatland PD - 2018**

Data Source: UCR Summary

CLASSIFICATION OFFENSES	2 OFFENSES REPORTED OR UNKNOWN	3 UNFOUNDED *	4 NUMBER OF ACTUAL OFFENSES	5 TOTAL OFFENSES CLEARED (includes col.6)	6 NUMBER OF CLEARANCES UNDER 18
<b>1. Criminal Homicide</b>					
a. Murder and Nonnegligent Homicide					
b. Manslaughter by Negligence					
<b>2. Forcible Rape Total</b>					
a. Rape by Force					
b. Attempts to commit Forcible Rape					
<b>3. Robbery Total</b>					
a. Firearm					
b. Knife or Cutting Instrument					
c. Other Dangerous Weapon					
d. Strong-Arm (Hands, Fists, Feet, Etc.)					
<b>4. Aggravated Assault Total</b>	3		3	3	
a. Firearm					
b. Knife or Cutting Instrument	1		1	1	
c. Other Dangerous Weapon	1		1	1	
d. Hands, Fists, Feet, Etc. - Aggravated injury	1		1	1	
<b>5. Burglary Total</b>	22	3	19	3	
a. Forcible Entry	14	1	13	2	
b. Unlawful Entry - No Force	5	2	3	1	
c. Attempted Forcible Entry	3		3		
<b>6. Larceny - Theft Total</b>	39	6	33	8	
<b>7. Motor Vehicle Theft Total</b>	8	4	4	2	
a. Autos	8	4	4	2	
b. Trucks and Buses					
c. Other Vehicles					
<b>Subtotal Part I Offenses</b>	72	13	59	16	
4e. Other Assaults - Simple, Not Aggravated	41		41	37	1
<b>Grand Total (incl. Simple Assault)</b>	113	13	100	53	1
8. Arson					
9. Human Trafficking - Commercial Sex Act					
10. Human Trafficking - Involuntary Servitude					



## SHERIDAN COUNTY TOTALS

### Sheridan CO SO - 2018

Data Source: UCR Summary

CLASSIFICATION OFFENSES	2 OFFENSES REPORTED OR UNKNOWN	3 UNFOUNDED *	4 NUMBER OF ACTUAL OFFENSES	5 TOTAL OFFENSES CLEARED (includes col.6)	6 NUMBER OF CLEARANCES UNDER 18
<b>1. Criminal Homicide</b>					
a. Murder and Nonnegligent Homicide					
b. Manslaughter by Negligence					
<b>2. Forcible Rape Total</b>	1		1		
a. Rape by Force	1		1		
b. Attempts to commit Forcible Rape					
<b>3. Robbery Total</b>					
a. Firearm					
b. Knife or Cutting Instrument					
c. Other Dangerous Weapon					
d. Strong-Arm (Hands, Fists, Feet, Etc.)					
<b>4. Aggravated Assault Total</b>	2		2		
a. Firearm					
b. Knife or Cutting Instrument	1		1		
c. Other Dangerous Weapon	1		1		
d. Hands, Fists, Feet, Etc. - Aggravated injury					
<b>5. Burglary Total</b>	4		4		
a. Forcible Entry	2		2		
b. Unlawful Entry - No Force	2		2		
c. Attempted Forcible Entry					
<b>6. Larceny - Theft Total</b>	25		25		
<b>7. Motor Vehicle Theft Total</b>	2		2		
a. Autos	2		2		
b. Trucks and Buses					
c. Other Vehicles					
<b>Subtotal Part I Offenses</b>	34		34		
4e. Other Assaults - Simple, Not Aggravated	40		40		
<b>Grand Total (incl. Simple Assault)</b>	74		74		
8. Arson					
9. Human Trafficking - Commercial Sex Act					
10. Human Trafficking - Involuntary Servitude					

**Sheridan PD - 2018**

Data Source: UCR Summary

CLASSIFICATION OFFENSES	2 OFFENSES REPORTED OR UNKNOWN	3 UNFOUNDED *	4 NUMBER OF ACTUAL OFFENSES	5 TOTAL OFFENSES CLEARED (includes col.6)	6 NUMBER OF CLEARANCES UNDER 18
<b>1. Criminal Homicide</b>	1		1	1	
a. Murder and Nonnegligent Homicide	1		1	1	
b. Manslaughter by Negligence					
<b>2. Forcible Rape Total</b>	2		2		
a. Rape by Force	2		2		
b. Attempts to commit Forcible Rape					
<b>3. Robbery Total</b>					
a. Firearm					
b. Knife or Cutting Instrument					
c. Other Dangerous Weapon					
d. Strong-Arm (Hands, Fists, Feet, Etc.)					
<b>4. Aggravated Assault Total</b>	14		14	13	5
a. Firearm	5		5	3	
b. Knife or Cutting Instrument	1		1	1	1
c. Other Dangerous Weapon	2		2	2	
d. Hands, Fists, Feet, Etc. - Aggravated injury	6		6	7	4
<b>5. Burglary Total</b>	41	2	39	17	1
a. Forcible Entry	8		8	2	
b. Unlawful Entry - No Force	33	2	31	15	1
c. Attempted Forcible Entry					
<b>6. Larceny - Theft Total</b>	275	14	261	89	14
<b>7. Motor Vehicle Theft Total</b>	17	4	13	7	
a. Autos	16	4	12	7	
b. Trucks and Buses	1		1		
c. Other Vehicles					
<b>Subtotal Part I Offenses</b>	350	20	330	127	20
4e. Other Assaults - Simple, Not Aggravated	163	2	161	124	10
<b>Grand Total (incl. Simple Assault)</b>	513	22	491	251	30
8. Arson	1		1	1	
9. Human Trafficking - Commercial Sex Act					
10. Human Trafficking - Involuntary Servitude					

SUBLETTE COUNTY TOTALS

**Sublette CO SO - 2018**

Data Source: UCR Summary

CLASSIFICATION OFFENSES	2 OFFENSES REPORTED OR UNKNOWN	3 UNFOUNDED *	4 NUMBER OF ACTUAL OFFENSES	5 TOTAL OFFENSES CLEARED (includes col.6)	6 NUMBER OF CLEARANCES UNDER 18
<b>1. Criminal Homicide</b>					
a. Murder and Nonnegligent Homicide					
b. Manslaughter by Negligence					
<b>2. Forcible Rape Total</b>					
a. Rape by Force					
b. Attempts to commit Forcible Rape					
<b>3. Robbery Total</b>					
a. Firearm					
b. Knife or Cutting Instrument					
c. Other Dangerous Weapon					
d. Strong-Arm (Hands, Fists, Feet, Etc.)					
<b>4. Aggravated Assault Total</b>	4		4	3	
a. Firearm					
b. Knife or Cutting Instrument					
c. Other Dangerous Weapon	1		1		
d. Hands, Fists, Feet, Etc. - Aggravated injury	3		3	3	
<b>5. Burglary Total</b>	13	2	11	4	1
a. Forcible Entry	2		2	1	1
b. Unlawful Entry - No Force	10	2	8	3	
c. Attempted Forcible Entry	1		1		
<b>6. Larceny - Theft Total</b>	46	11	35	10	
<b>7. Motor Vehicle Theft Total</b>	3		3		
a. Autos	3		3		
b. Trucks and Buses					
c. Other Vehicles					
<b>Subtotal Part I Offenses</b>	66	13	53	17	1
4e. Other Assaults - Simple, Not Aggravated	41		41	37	1
<b>Grand Total (incl. Simple Assault)</b>	107	13	94	54	2
8. Arson					
9. Human Trafficking - Commercial Sex Act					
10. Human Trafficking - Involuntary Servitude					

## SWEETWATER COUNTY TOTALS

### Sweetwater CO SO - 2018

Data Source: UCR Summary

CLASSIFICATION OFFENSES	2 OFFENSES REPORTED OR UNKNOWN	3 UNFOUNDED *	4 NUMBER OF ACTUAL OFFENSES	5 TOTAL OFFENSES CLEARED (includes col.6)	6 NUMBER OF CLEARANCES UNDER 18
<b>1. Criminal Homicide</b>	1		1	1	
a. Murder and Nonnegligent Homicide					
b. Manslaughter by Negligence	1		1	1	
<b>2. Forcible Rape Total</b>	9	1	8	3	
a. Rape by Force	8		8	3	
b. Attempts to commit Forcible Rape	1	1			
<b>3. Robbery Total</b>					
a. Firearm					
b. Knife or Cutting Instrument					
c. Other Dangerous Weapon					
d. Strong-Arm (Hands, Fists, Feet, Etc.)					
<b>4. Aggravated Assault Total</b>	14		14	5	
a. Firearm					
b. Knife or Cutting Instrument					
c. Other Dangerous Weapon	8		8	4	
d. Hands, Fists, Feet, Etc. - Aggravated injury	6		6	1	
<b>5. Burglary Total</b>	18	1	17	2	
a. Forcible Entry	1		1		
b. Unlawful Entry - No Force	17	1	16	2	
c. Attempted Forcible Entry					
<b>6. Larceny - Theft Total</b>	52		52	4	
<b>7. Motor Vehicle Theft Total</b>	8		8	1	
a. Autos	1		1		
b. Trucks and Buses	5		5	1	
c. Other Vehicles	2		2		
<b>Subtotal Part I Offenses</b>	102	2	100	16	
4e. Other Assaults - Simple, Not Aggravated	71	1	70	23	
<b>Grand Total (incl. Simple Assault)</b>	173	3	170	39	
8. Arson					
9. Human Trafficking - Commercial Sex Act	2		2	2	
10. Human Trafficking - Involuntary Servitude					

**Green River PD - 2018**

Data Source: UCR Summary

CLASSIFICATION OFFENSES	2 OFFENSES REPORTED OR UNKNOWN	3 UNFOUNDED *	4 NUMBER OF ACTUAL OFFENSES	5 TOTAL OFFENSES CLEARED (includes col.6)	6 NUMBER OF CLEARANCES UNDER 18
<b>1. Criminal Homicide</b>					
a. Murder and Nonnegligent Homicide					
b. Manslaughter by Negligence					
<b>2. Forcible Rape Total</b>	1	1			
a. Rape by Force	1	1			
b. Attempts to commit Forcible Rape					
<b>3. Robbery Total</b>					
a. Firearm					
b. Knife or Cutting Instrument					
c. Other Dangerous Weapon					
d. Strong-Arm (Hands, Fists, Feet, Etc.)					
<b>4. Aggravated Assault Total</b>	16	2	14	13	1
a. Firearm	1		1	1	
b. Knife or Cutting Instrument	2		2	2	1
c. Other Dangerous Weapon	3		3	2	
d. Hands, Fists, Feet, Etc. - Aggravated injury	10	2	8	8	
<b>5. Burglary Total</b>	23	1	22	4	
a. Forcible Entry	4		4		
b. Unlawful Entry - No Force	19	1	18	4	
c. Attempted Forcible Entry					
<b>6. Larceny - Theft Total</b>	78		78	32	16
<b>7. Motor Vehicle Theft Total</b>	2		2	2	
a. Autos	1		1		
b. Trucks and Buses	1		1	2	
c. Other Vehicles					
<b>Subtotal Part I Offenses</b>	120	4	116	51	17
4e. Other Assaults - Simple, Not Aggravated	72	1	71	52	9
<b>Grand Total (incl. Simple Assault)</b>	192	5	187	103	26
8. Arson					
9. Human Trafficking - Commercial Sex Act					
10. Human Trafficking - Involuntary Servitude					

Rock Springs PD - 2018

Data Source: UCR Summary

CLASSIFICATION OFFENSES	2 OFFENSES REPORTED OR UNKNOWN	3 UNFOUNDED *	4 NUMBER OF ACTUAL OFFENSES	5 TOTAL OFFENSES CLEARED (includes col.6)	6 NUMBER OF CLEARANCES UNDER 18
<b>1. Criminal Homicide</b>					
a. Murder and Nonnegligent Homicide					
b. Manslaughter by Negligence					
<b>2. Forcible Rape Total</b>	21		21	7	
a. Rape by Force	21		21	7	
b. Attempts to commit Forcible Rape					
<b>3. Robbery Total</b>					
a. Firearm					
b. Knife or Cutting Instrument					
c. Other Dangerous Weapon					
d. Strong-Arm (Hands, Fists, Feet, Etc.)					
<b>4. Aggravated Assault Total</b>	22		22	7	
a. Firearm					
b. Knife or Cutting Instrument	2		2	1	
c. Other Dangerous Weapon	11		11	2	
d. Hands, Fists, Feet, Etc. - Aggravated injury	9		9	4	
<b>5. Burglary Total</b>	53		53	12	1
a. Forcible Entry	1		1		
b. Unlawful Entry - No Force	52		52	12	1
c. Attempted Forcible Entry					
<b>6. Larceny - Theft Total</b>	257		257	37	1
<b>7. Motor Vehicle Theft Total</b>	4		4	1	
a. Autos	3		3	1	
b. Trucks and Buses					
c. Other Vehicles	1		1		
<b>Subtotal Part I Offenses</b>	357		357	64	2
4e. Other Assaults - Simple, Not Aggravated	234		234	96	3
<b>Grand Total (incl. Simple Assault)</b>	591		591	160	5
8. Arson					
9. Human Trafficking - Commercial Sex Act					
10. Human Trafficking - Involuntary Servitude					

TETON COUNTY TOTALS

---

**Teton CO SO - 2018 - DOES NOT REPORT**

No data submitted

CLASSIFICATION OFFENSES	2 OFFENSES REPORTED OR UNKNOWN	3 UNFOUNDED *	4 NUMBER OF ACTUAL OFFENSES	5 TOTAL OFFENSES CLEARED (includes col.6)	6 NUMBER OF CLEARANCES UNDER 18
<b>1. Criminal Homicide</b>					
a. Murder and Nonnegligent Homicide					
b. Manslaughter by Negligence					
<b>2. Forcible Rape Total</b>					
a. Rape by Force					
b. Attempts to commit Forcible Rape					
<b>3. Robbery Total</b>					
a. Firearm					
b. Knife or Cutting Instrument					
c. Other Dangerous Weapon					
d. Strong-Arm (Hands, Fists, Feet, Etc.)					
<b>4. Aggravated Assault Total</b>					
a. Firearm					
b. Knife or Cutting Instrument					
c. Other Dangerous Weapon					
d. Hands, Fists, Feet, Etc. - Aggravated injury					
<b>5. Burglary Total</b>					
a. Forcible Entry					
b. Unlawful Entry - No Force					
c. Attempted Forcible Entry					
<b>6. Larceny - Theft Total</b>					
<b>7. Motor Vehicle Theft Total</b>					
a. Autos					
b. Trucks and Buses					
c. Other Vehicles					
<b>Subtotal Part I Offenses</b>					
4e. Other Assaults - Simple, Not Aggravated					
<b>Grand Total (incl. Simple Assault)</b>					
8. Arson					
9. Human Trafficking - Commercial Sex Act					
10. Human Trafficking - Involuntary Servitude					

**Jackson PD - 2018**

Data Source: UCR Summary

CLASSIFICATION OFFENSES	2 OFFENSES REPORTED OR UNKNOWN	3 UNFOUNDED *	4 NUMBER OF ACTUAL OFFENSES	5 TOTAL OFFENSES CLEARED (includes col.6)	6 NUMBER OF CLEARANCES UNDER 18
<b>1. Criminal Homicide</b>					
a. Murder and Nonnegligent Homicide					
b. Manslaughter by Negligence					
<b>2. Forcible Rape Total</b>	1		1	1	1
a. Rape by Force	1		1	1	1
b. Attempts to commit Forcible Rape					
<b>3. Robbery Total</b>					
a. Firearm					
b. Knife or Cutting Instrument					
c. Other Dangerous Weapon					
d. Strong-Arm (Hands, Fists, Feet, Etc.)					
<b>4. Aggravated Assault Total</b>	1		1	1	
a. Firearm					
b. Knife or Cutting Instrument					
c. Other Dangerous Weapon					
d. Hands, Fists, Feet, Etc. - Aggravated injury	1		1	1	
<b>5. Burglary Total</b>					
a. Forcible Entry					
b. Unlawful Entry - No Force					
c. Attempted Forcible Entry					
<b>6. Larceny - Theft Total</b>	9		9	1	1
<b>7. Motor Vehicle Theft Total</b>	1		1		
a. Autos					
b. Trucks and Buses					
c. Other Vehicles	1		1		
<b>Subtotal Part I Offenses</b>	12		12	3	2
4e. Other Assaults - Simple, Not Aggravated	4		4	4	3
<b>Grand Total (incl. Simple Assault)</b>	16		16	7	5
8. Arson					
9. Human Trafficking - Commercial Sex Act					
10. Human Trafficking - Involuntary Servitude					



UINTA COUNTY TOTALS

Uinta CO SO - 2018

Data Source: UCR Summary

CLASSIFICATION OFFENSES	2 OFFENSES REPORTED OR UNKNOWN	3 UNFOUNDED *	4 NUMBER OF ACTUAL OFFENSES	5 TOTAL OFFENSES CLEARED (includes col.6)	6 NUMBER OF CLEARANCES UNDER 18
<b>1. Criminal Homicide</b>	1		1	1	
a. Murder and Nonnegligent Homicide	1		1	1	
b. Manslaughter by Negligence					
<b>2. Forcible Rape Total</b>	1		1	1	
a. Rape by Force	1		1	1	
b. Attempts to commit Forcible Rape					
<b>3. Robbery Total</b>	1		1	1	
a. Firearm	1		1	1	
b. Knife or Cutting Instrument					
c. Other Dangerous Weapon					
d. Strong-Arm (Hands, Fists, Feet, Etc.)					
<b>4. Aggravated Assault Total</b>	4		4	4	2
a. Firearm					
b. Knife or Cutting Instrument					
c. Other Dangerous Weapon					
d. Hands, Fists, Feet, Etc. - Aggravated injury	4		4	4	2
<b>5. Burglary Total</b>	12		12	1	
a. Forcible Entry	3		3	1	
b. Unlawful Entry - No Force	9		9		
c. Attempted Forcible Entry					
<b>6. Larceny - Theft Total</b>	35		35	9	
<b>7. Motor Vehicle Theft Total</b>	6		6	2	
a. Autos	6		6	2	
b. Trucks and Buses					
c. Other Vehicles					
<b>Subtotal Part I Offenses</b>	60		60	19	2
4e. Other Assaults - Simple, Not Aggravated	17		17	14	
<b>Grand Total (incl. Simple Assault)</b>	77		77	33	2
8. Arson					
9. Human Trafficking - Commercial Sex Act					
10. Human Trafficking - Involuntary Servitude					

**Evanston PD - 2018**

Data Source: UCR Summary

CLASSIFICATION OFFENSES	2 OFFENSES REPORTED OR UNKNOWN	3 UNFOUNDED *	4 NUMBER OF ACTUAL OFFENSES	5 TOTAL OFFENSES CLEARED (includes col.6)	6 NUMBER OF CLEARANCES UNDER 18
<b>1. Criminal Homicide</b>					
a. Murder and Nonnegligent Homicide					
b. Manslaughter by Negligence					
<b>2. Forcible Rape Total</b>	3		3	1	
a. Rape by Force	3		3	1	
b. Attempts to commit Forcible Rape					
<b>3. Robbery Total</b>	1		1	1	
a. Firearm	1		1	1	
b. Knife or Cutting Instrument					
c. Other Dangerous Weapon					
d. Strong-Arm (Hands, Fists, Feet, Etc.)					
<b>4. Aggravated Assault Total</b>	7		7	5	
a. Firearm					
b. Knife or Cutting Instrument	1		1	1	
c. Other Dangerous Weapon	1		1	1	
d. Hands, Fists, Feet, Etc. - Aggravated injury	5		5	3	
<b>5. Burglary Total</b>	11		11	6	
a. Forcible Entry	5		5	1	
b. Unlawful Entry - No Force	5		5	4	
c. Attempted Forcible Entry	1		1	1	
<b>6. Larceny - Theft Total</b>	195	2	193	67	4
<b>7. Motor Vehicle Theft Total</b>	8		8	3	
a. Autos	8		8	3	
b. Trucks and Buses					
c. Other Vehicles					
<b>Subtotal Part I Offenses</b>	225	2	223	83	4
4e. Other Assaults - Simple, Not Aggravated	84		84	68	5
<b>Grand Total (incl. Simple Assault)</b>	309	2	307	151	9
8. Arson					
9. Human Trafficking - Commercial Sex Act					
10. Human Trafficking - Involuntary Servitude					

## WASHAKIE COUNTY TOTALS

### Washakie CO SO - 2018

Data Source: UCR Summary

CLASSIFICATION OFFENSES	2 OFFENSES REPORTED OR UNKNOWN	3 UNFOUNDED *	4 NUMBER OF ACTUAL OFFENSES	5 TOTAL OFFENSES CLEARED (includes col.6)	6 NUMBER OF CLEARANCES UNDER 18
<b>1. Criminal Homicide</b>					
a. Murder and Nonnegligent Homicide					
b. Manslaughter by Negligence					
<b>2. Forcible Rape Total</b>					
a. Rape by Force					
b. Attempts to commit Forcible Rape					
<b>3. Robbery Total</b>					
a. Firearm					
b. Knife or Cutting Instrument					
c. Other Dangerous Weapon					
d. Strong-Arm (Hands, Fists, Feet, Etc.)					
<b>4. Aggravated Assault Total</b>					
a. Firearm					
b. Knife or Cutting Instrument					
c. Other Dangerous Weapon					
d. Hands, Fists, Feet, Etc. - Aggravated injury					
<b>5. Burglary Total</b>	5	1	4	1	
a. Forcible Entry					
b. Unlawful Entry - No Force	5	1	4	1	
c. Attempted Forcible Entry					
<b>6. Larceny - Theft Total</b>	16	3	13	7	1
<b>7. Motor Vehicle Theft Total</b>					
a. Autos					
b. Trucks and Buses					
c. Other Vehicles					
<b>Subtotal Part I Offenses</b>	21	4	17	8	1
4e. Other Assaults - Simple, Not Aggravated	9		9	7	
<b>Grand Total (incl. Simple Assault)</b>	30	4	26	15	1
8. Arson					
9. Human Trafficking - Commercial Sex Act					
10. Human Trafficking - Involuntary Servitude					

**Worland PD - 2018**

Data Source: UCR Summary

CLASSIFICATION OFFENSES	2 OFFENSES REPORTED OR UNKNOWN	3 UNFOUNDED *	4 NUMBER OF ACTUAL OFFENSES	5 TOTAL OFFENSES CLEARED (includes col.6)	6 NUMBER OF CLEARANCES UNDER 18
<b>1. Criminal Homicide</b>					
a. Murder and Nonnegligent Homicide					
b. Manslaughter by Negligence					
<b>2. Forcible Rape Total</b>	2		2	1	
a. Rape by Force	2		2	1	
b. Attempts to commit Forcible Rape					
<b>3. Robbery Total</b>					
a. Firearm					
b. Knife or Cutting Instrument					
c. Other Dangerous Weapon					
d. Strong-Arm (Hands, Fists, Feet, Etc.)					
<b>4. Aggravated Assault Total</b>	1	1			
a. Firearm					
b. Knife or Cutting Instrument	1	1			
c. Other Dangerous Weapon					
d. Hands, Fists, Feet, Etc. - Aggravated injury					
<b>5. Burglary Total</b>	19	1	18	8	3
a. Forcible Entry	5		5	2	
b. Unlawful Entry - No Force	14	1	13	6	3
c. Attempted Forcible Entry					
<b>6. Larceny - Theft Total</b>	47	1	46	23	4
<b>7. Motor Vehicle Theft Total</b>	5		5	4	
a. Autos	3		3	2	
b. Trucks and Buses	2		2	2	
c. Other Vehicles					
<b>Subtotal Part I Offenses</b>	74	3	71	36	7
4e. Other Assaults - Simple, Not Aggravated	27		27	24	3
<b>Grand Total (incl. Simple Assault)</b>	101	3	98	60	10
8. Arson	1		1		
9. Human Trafficking - Commercial Sex Act					
10. Human Trafficking - Involuntary Servitude					

WESTON COUNTY TOTALS

---

**Weston CO SO - 2018**

Data Source: UCR Summary

CLASSIFICATION OFFENSES	2 OFFENSES REPORTED OR UNKNOWN	3 UNFOUNDED *	4 NUMBER OF ACTUAL OFFENSES	5 TOTAL OFFENSES CLEARED (includes col.6)	6 NUMBER OF CLEARANCES UNDER 18
<b>1. Criminal Homicide</b>					
a. Murder and Nonnegligent Homicide					
b. Manslaughter by Negligence					
<b>2. Forcible Rape Total</b>	1		1	1	
a. Rape by Force	1		1	1	
b. Attempts to commit Forcible Rape					
<b>3. Robbery Total</b>					
a. Firearm					
b. Knife or Cutting Instrument					
c. Other Dangerous Weapon					
d. Strong-Arm (Hands, Fists, Feet, Etc.)					
<b>4. Aggravated Assault Total</b>	4		4	3	1
a. Firearm					
b. Knife or Cutting Instrument					
c. Other Dangerous Weapon					
d. Hands, Fists, Feet, Etc. - Aggravated injury	4		4	3	1
<b>5. Burglary Total</b>					
a. Forcible Entry					
b. Unlawful Entry - No Force					
c. Attempted Forcible Entry					
<b>6. Larceny - Theft Total</b>					
<b>7. Motor Vehicle Theft Total</b>					
a. Autos					
b. Trucks and Buses					
c. Other Vehicles					
<b>Subtotal Part I Offenses</b>	5		5	4	1
4e. Other Assaults - Simple, Not Aggravated					
<b>Grand Total (incl. Simple Assault)</b>	5		5	4	1
8. Arson					
9. Human Trafficking - Commercial Sex Act					
10. Human Trafficking - Involuntary Servitude					

Newcastle PD - 2018

Data Source: UCR Summary

CLASSIFICATION OFFENSES	2 OFFENSES REPORTED OR UNKNOWN	3 UNFOUNDED *	4 NUMBER OF ACTUAL OFFENSES	5 TOTAL OFFENSES CLEARED (includes col.6)	6 NUMBER OF CLEARANCES UNDER 18
<b>1. Criminal Homicide</b>					
a. Murder and Nonnegligent Homicide					
b. Manslaughter by Negligence					
<b>2. Forcible Rape Total</b>	6	2	4		
a. Rape by Force	6	2	4		
b. Attempts to commit Forcible Rape					
<b>3. Robbery Total</b>					
a. Firearm					
b. Knife or Cutting Instrument					
c. Other Dangerous Weapon					
d. Strong-Arm (Hands, Fists, Feet, Etc.)					
<b>4. Aggravated Assault Total</b>	11	1	10	8	1
a. Firearm	3	1	2	1	
b. Knife or Cutting Instrument					
c. Other Dangerous Weapon					
d. Hands, Fists, Feet, Etc. - Aggravated injury	8		8	7	1
<b>5. Burglary Total</b>	15	9	6	4	
a. Forcible Entry	5	3	2	2	
b. Unlawful Entry - No Force	9	5	4	2	
c. Attempted Forcible Entry	1	1			
<b>6. Larceny - Theft Total</b>	34	7	27	16	9
<b>7. Motor Vehicle Theft Total</b>	7	1	6	4	
a. Autos	6	1	5	3	
b. Trucks and Buses					
c. Other Vehicles	1		1	1	
<b>Subtotal Part I Offenses</b>	73	20	53	32	10
4e. Other Assaults - Simple, Not Aggravated	17	3	14	13	
<b>Grand Total (incl. Simple Assault)</b>	90	23	67	45	10
8. Arson					
9. Human Trafficking - Commercial Sex Act					
10. Human Trafficking - Involuntary Servitude					